

SJR Foods

WhatsApp

Manuscript submitted to Internat

+

mail.google.com/mail/u/1/#search/hindawi/FMfcgzGlkrwzlgpVkRLbtPRRqJHxNv

🔍🔗🌟🟢🔴🟡🟢🔵⚙️🗑️👤

🔍 hindawi

Active

17 of 35

<>

☰

Gmail

✉️ 15

Compose

📧

Mail

💬

Chat

👥

Spaces

📺

Meet

📁

Inbox

★

Starred

🕒

Snoozed

➡️

Sent

📅

Scheduled

🗑️

Spam

🗑️

Trash

⌵

More

Labels

+

Manuscript submitted to International Journal of Food Science

External

Inbox x

🖨️🔗

👤

International Journal of Food Science

<albina.peter@hindawi.com>


[Unsubscribe](#)

to me

Wed, Nov 10, 2021, 8:55 PM

★🔄⋮

KORESPONDENSI



Dear Dr. Aini,

Congratulations, the manuscript titled "Characterization of Three Varieties of Sorghum Grain in Java-Indonesia Which are Polished with Three Different Frequencies " has been successfully submitted to International Journal of Food Science.

We will confirm this submission with all authors of the manuscript, but you will be the primary recipient of communications from the journal. As submitting author, you will be responsible for responding to editorial queries and making updates to the manuscript.

In order to view the status of the manuscript, please visit the manuscript details page.

Thank you for submitting your work to International Journal of Food Science.

MANUSCRIPT DETAILS

Kind regards,
Albina Peter
International Journal of Food Science

📎 formulir_rencana k....pdf

📎 formulir_persetuju....pdf

📎 surat pernyataan....docx

📎 DRAFT SKRIPSI_A....docx

Show all

✕

☁️ 32°C

Kabut

🖼️🔍📁💬📧🔴🟡🟢🔵

🟢🔴🟡🟢🔵

⬆️📶🔊🔋

20:01

30/06/2022

A screenshot of a Gmail interface. On the left is the Gmail sidebar with icons for Mail (15), Compose, Chat, Spaces, and Meet. The main area shows an email from 'Hüseyin Bozkurt <support@hindawi.com>' with the subject '2949665: Revision requested'. The email body features the Hindawi logo and text stating that a revision is needed for a submission to the International Journal of Food Science. It includes a quote: 'Please find the comments of reviewer. Revise your paper.' and a green button labeled 'MANUSCRIPT DETAILS'.

External Inbox x

8 of 35 < >

Mon, May 30, 2:21 PM ☆ ↩ ⋮



Dear Dr. Aini,

In order for your submission "Characterization of Three Varieties of Sorghum Grain in Java-Indonesia Which are Polished with Three Different Frequencies" to International Journal of Food Science to proceed to the review process, there needs to be a revision.


Reason & Details:

“

The manuscript was about sorghum genotype and milling affecting the nutritional value of sorghum. However, not enough novelty was found. The authors can address the questions below:

1. The English language should be checked again throughout the manuscript.
2. Please explain the novelty of your study since there has been a lot of similar research before. Please indicate the importance of your study.

Your manuscript has been accepted for publication External Inbox x

 **International Journal of Food Science** [Unsubscribe](#)
to me ▼

Sat, Jun 11, 12:45 PM ☆ ↩ ⋮



As an open access journal, publication of articles in International Journal of Food Science are associated with Article Processing Charges. If applicable, you will receive a separate communication from our Editorial office in relation to this shortly. In regards to payments, we will:

Gmail

Search: hindawi

Active

Compose

Inbox 15

Starred

Snoozed

Sent

Scheduled

Spam

Trash


More

Labels +

Files requested - Characterization of Three Varieties of Sorghum Grain in Java-Indonesia Which are Polished with Three Different Frequencies External Inbox x

Quality Checking Team <support@hindawi.com> to me

Sat, Jun 11, 1:01 PM



Hindawi

Dear Dr. Nur Aini,

Regarding your manuscript Characterization of Three Varieties of Sorghum Grain in Java-Indonesia Which are Polished with Three Different Frequencies 2949665, we would be grateful if you could please address the following:

- **Please upload editable figure files and tables separately.**
 - Please upload the editable versions of the figures in a single ZIP file under the Figures & Tables section. None of the figures can be edited. We need to be able to edit lines arrowheads and fonts to match the journal's style. Each figure should be a separate ps eps ai Visio wmf emf Word Excel PowerPoint or PDF file which can be edited. Please note that jpg bmp png and tiff files cannot be edited by default.
- **Please upload the main manuscript file in an editable format**
 - Please upload a Clean Manuscript (without any highlights) in DOC format under the Main Manuscript section on the Phenom.

1. Click on the manuscript title Characterization of Three Varieties of Sorghum Grain in Java-Indonesia Which are Polished with Three Different Frequencies .

6 of 35 < >

[Unsubscribe](#)

...

→ Forward

External Inbox x

Mon, Jun 13, 7:55 PM ☆ ↩ ⋮



- **Please upload editable figure files and tables separately.**
 - All figure files should be separately uploaded under the figure & table section. kindly note that we cannot proceed with the part figure as a separate attachment (fig 1a fig 1b) so enclose all the sub figure within the single figure (fig 1) hence please provide the figures as an separate file like (fig1fig2) and upload it under the figures and table section. Each figure should be a separate ps eps ai Visio wmf emf Word Excel PowerPoint or PDF file which can be edited. Please note that jpg bmp png and tiff files cannot be edited by default.
- **Please upload the main manuscript file in an editable format**
 - Please provide the updated manuscript doc. format and upload it under the main manuscript section
- **We are missing the following supplementary files. Please ensure that these are uploaded to the system.**

[illegible]

Mail

15

— 9 —

Spaces

Meet

Labels +

External

Inbox x

to me ▼

Sat, Jun 11, 12:45 PM ☆ ↩ ⋮



Dear Dr. Nur Aini,

Thank you for choosing **Hindawi** to publish your manuscript

We are pleased to inform you that your manuscript, Characterization of Three Varieties of Sorghum Grain in Java-Indonesia Which are Polished with Three Different Frequencies , has been accepted for publication in the journal, International Journal of Food Science. We will be in touch shortly to request electronic files for your manuscript.

The publication process will begin upon the receipt of these files.

As an open access journal, International Journal of Food Science has an associated Article Processing Charge. The total charges for your manuscript 2949665, before any taxes, are USD 775.

VAT charges will be applied for individuals resident in the UK and for institutions registered in the UK. VAT is calculated at the applicable rate, currently 20%, on the net USD amount and this VAT charge will be available for review on the invoice prior to confirmation.

DRAFT SKRIPSI_A....docx

Show all



Active
?
⚙
☰
🏠
👤

1 of 35 < >

Tue, Jun 28, 2:18 PM (2 days ago) ☆ ↩ ⋮

Dear Dr. Aini,

I am pleased to let you know that your article has been published in its final form in "International Journal of Food Science."

Nur Aini, "Characterisation of Polishing Frequency for Three Varieties of Sorghum Grain in Java, Indonesia," *International Journal of Food Science*, vol. 2022, Article ID 2949665, 10 pages, 2022. <https://doi.org/10.1155/2022/2949665>.

You can access this article from the Table of Contents of Volume 2022, which is located at the following link:

<https://www.hindawi.com/journals/ijfs/contents/>

Alternatively, you can access your article directly at the following location:

<https://www.hindawi.com/journals/ijfs/2022/2949665/>

"International Journal of Food Science" is an open access journal, meaning that the full-text of all published articles is made freely available on the journal's website with no subscription or registration barriers.

If you would like to order reprints of this article please click here, <https://www.hindawi.com/journals/ijfs/2022/2949665/reprint/>

Our [Science Communication guide](#) provides practical tips on how to maximize the visibility and impact of your article, including best practices for promoting your article on social media and the dos and don'ts of communicating science in an engaging and effective way. Don't forget to make the most of your [exclusive discount on leading post-publication services](#), too.

We would love to know what you think about your experience publishing with us. Please share your feedback in this brief survey, which should take less than a minute to answer.

[Survey_Link](#)

Thank you for publishing your article with Hindawi, and we hope that you continue to choose International Journal of Food Science as a home for your research.

Best regards,

DRAFT SKRIPSI_A....docx

Show all ×

Academic Editor Bozkurt Hüseyin

Submitted on 2022-03-18 (2 days ago)

> Abstract

> Author Declaration

▼ Files 3

Main manuscript

IJFS Sorghum Nur Arifah ok.docx

155 kB



Cover letter

cover letter IJFS.pdf

131 kB



Supplemental files

certificate_1320755.pdf

106 kB



— Response to Revision Request

Your Reply

Nur Aini 20.03.2022

Dear reviewer, Thank you for taking the time to review my paper I have revised the article according to the suggestions I suggest introducing some results in Abstract Section : Done In my opinion, additional information about polishing

treatment is needed.: Done In my opinion the methods are too detailed, I suggest rewriting : Done In the Results and Discussion Section some discussions do not have their place: - page 5, paragraph 2 "The basic anatomical components of sorghum grains are pericarp (outer layer), germ (embryo), and ..."; : I delete it - page 7 "Flavonoids have two phenyl and heterocyclic rings that are distinguished by position and ..."; : I delete it - page 8 "Resistant starch content is influenced by the ratio of amylose and amylopectin, Pululanase": : I delete it I suggest rewriting the Results and Discussion Section. Discussions should be held around exclusively the results obtained in relation to the polishing treatment applied to sorghum : Done

File

2949665 revision.docx 160 kB




SJR Foods

Files requested - Characterisation

Hindawi

review.hindawi.com/details/7350d0a4-b3bf-42f1-9548-22fc2f30d257/c9a1cb94-e12e-4692-ba67-7150bb468b54

Hindawi

Nur

← BACK

DASHBOARD / ARTICLE DETAILS



Updated on 2022-05-30

Version 4

Characterization of Three Varieties of Sorghum Grain in Java-Indonesia Which are Polished with Three Different Frequencies

VIEWING AN OLDER VERSION

ID 2949665

Nur Ayunin¹, Taufiq Atmadja¹, Nur Aini  ², Pepita Haryanti³ + Show Affiliations

Article Type

Research Article

Journal

International Journal of Food Science

Academic Editor Bozkurt Hüseyin

Submitted on 2022-05-30 (a month ago)

▼ Abstract

In order to apply different varieties of sorghum in Indonesia to acceptable food products, it must be characterized. Polishing is done during the sorghum processing process, and impacts the nutritional value and quality of the product. The purpose of this study is to determine how different sorghum variety and polishing methods affect sorghum nutritional value. This research used a factorial randomized block design with two factors, first are sorghum variety (Bioguma, Numbu, Super) and the second was the polishing frequency (1, 2, 3). Independently, varieties affected the tannin content, antioxidant capacity, dietary fibre, resistant starch, fat, ash and carbohydrates by a difference of polished sorghum grains. In comparison to other varieties, the sorghum variety of Super contains the highest quantities of tannin, protein, antioxidants, dietary

[Hindawi](#)

[Privacy Policy](#)

[Terms of Service](#)

Support: help@hindawi.com


formulir_rencana k....pdf


formulir_persetuju....pdf

surat pernyataan....docx

DRAFT SKRIPSI_A....docx

Show all

 29°C
Kabut



20:21

30/06/2022



Nur

Author Declaration

Files 4

Main manuscript

IJFS Sorghum Nur Arifah ok.docx 155 kB

Cover letter

cover letter IJFS.pdf 131 kB

Supplemental files

certificate_1320755.pdf 106 kB

certificate_7623451.pdf 107 kB

Editorial Comments

Recommendation

Publish

Hüseyin Bozkurt AE 10.06.2022



Nur

Editorial Comments

Recommendation

Publish

Hüseyin Bozkurt ^{AE} 10.06.2022

Response to Revision Request

Your Reply

Nur Aini 06.06.2022

Dear editor, Thank you for the comment to improve my paper. 1. I have corrected The English again through Cambridge Proofreading, and I have included the certificate. 2. I have explained the novelty and the importance of your study in the last paragraph of Introduction. 3. I have added the instrumental analysis method for Tannin content analysis (use Spectrophotometer, not HPLC). Thank you again and regards

File

2949665 revision 2.docx 169 kB



formulir_rencana k....pdf

formulir_persetuju....pdf

surat pernyataan....docx

DRAFT SKRIPSI_A....docx

Show all

29°C
Kabut



20:22
30/06/2022

1. It is very important to confirm the author(s) give...
2. It is very important for each author to have a lin...
3. There was a discrepancy between the figures embedd...
4. We removed the citations [40, 41, 42, 43, 44, and ...
5. Please carefully check your Data Statement, as it ...
6. Please provide the "publisher name" for references...
7. Please provide the "conference location" for refer...
8. Please provide the expanded "journal title" for re...

Research Article

Characterisation of Polishing Frequency for Three Varieties of Sorghum Grain in Java, Indonesia

Nur Arifah Qurota Ay'unin,¹ Taufiq Firdaus Al-Ghifari Atmadja,² Nur Aini³,³ and Pepita Haryanti³

¹Department of Agrotechnology, Siliwangi University, Tasikmalaya, West Java 46196, Indonesia

²Department of Nutrition, Siliwangi University, Tasikmalaya, West Java 46196, Indonesia

³Department of Food Technology, Jenderal Soedirman University, Purwokerto, Central Java 53123, Indonesia

Correspondence should be addressed to Nur Aini

Received 10 November 2021; Revised 6 June 2022; Accepted 11 June 2022

Academic Editor: Hüseyin Bozkurt

Copyright © 2022 Nur Arifah Qurota Ay'unin et al. This is an open access article distributed under the [Creative Commons Attribution License](#), which permits unrestricted use, distribution, and reproduction in any medium, provided the original work is properly cited.

Abstract

To determine the suitability of different sorghum cultivars (grown in Indonesia) for the manufacturing of acceptable food products, their properties must first be characterised. During sorghum processing, polishing may affect the final nutritional value and quality of the product. This study is aimed at determining the effects of sorghum variety and polishing frequency on nutritional value. This was achieved by using a factorial randomised block design with two factors: sorghum variety (Bioguma, Numbu, and Super) and polishing frequency (once, twice, or thrice). Tannin content, antioxidant capacity, levels of dietary fibre and resistant starch, and fat, ash, and carbohydrate content varied according to sorghum cultivar. Compared to other sorghum varieties, the Super cultivar contained the highest levels of antioxidants, dietary fibre, fat content, protein, resistant starch, and tannins (although high tannin content could be lowered by polishing grains up to three times). The frequency of polishing affected tannin and ash levels in all three sorghum varieties. Polishing frequency also affected the antioxidant capacity of polished sorghum grains. The findings from this study should be considered when determining appropriate applications for various sorghum-based food products.

1. Introduction

There is tremendous potential for developing sorghum as an alternative food ingredient due to the grain's adaptability, ease of cultivation, and the low costs associated with the latter. Several varieties of sorghum, each with its own distinctive physicochemical characteristics, are currently being cultivated in Indonesia. A previous study using six genotypes of sorghum indicated that the grains contained phenolic compounds and that depending on water stress or water scarcity during cultivation, the sorghum genotypes presented different responses [1]. According to Rao et al. [2], the content of dietary fibre, minerals, and starch in cookies made from 12 types of sorghum also varied. For example, cookies made from sorghum variety C43 had the highest starch and mineral (Mg, P, and K) contents, while those made from cultivars CSH 23, CSH 13R, and CSV 18R scored higher for overall acceptability and nutritional value. Similar findings were observed in flour and cookies made from two different varieties of bananas (i.e., showing different functional, physicochemical, and antioxidant properties) [3]. Nevertheless, research on the characteristics of different varieties of sorghum as they relate to food processing applications remains lacking.

Sorghum, with its high levels of dietary fibre, forms a key component of functional food and is recognised to have a range of health-promoting components. The protein content of this grain is equivalent to that of wheat (8–12%) and higher than that of rice (6–10%), while its fat content (2–6%) is higher than that of rice (0.5–1.5%). Yet, unlike other cereals, sorghum also has a testa (i.e., a dark (brown) grain coat that contains antinutritional compounds such as tannins) [4]. Tannins are polyphenolic chemicals that can form complexes with proteins and, in turn, lower protein quality and affect digestion [5]. Polyphenolic compounds can also inhibit the activity of digestive enzymes (especially amylase and trypsin) and thereby decrease starch digestibility. In addition to being antinutritional, tannins give rise to an astringent flavour in food products [6], which may explain the lower popularity of sorghum products among members of the public. Yet, tannin reduction efforts may improve nutritional quality (particularly the rate of starch and protein absorption) and the palatability or flavour of sorghum products.

Because of their role as a functional food, some tannin-containing sorghum genotypes have become consumer attractions [7]. It is, therefore, important to apply appropriate processing technologies to retain functional food components (e.g., antioxidants, minerals, fibres, oligosaccharides, and β -glucans (including nonstarch polysaccharide carbohydrates)) in ready-to-eat foods. During sorghum storage, pest or disease attacks may

Before being used to make food products, sorghum is generally required to undergo processing (either manually or mechanically) to remove its pericarp layer. This process, originally known as polishing (or pearling), forms part of dehulling and can affect product characteristics [9]. Polishing is an abrasive technique that gradually removes the grain coat (i.e., testa and pericarp) as well as aleurone, subaleurone, and germ layers to produce polished grains. Phytochemicals are mainly concentrated in the outer layers of the grain (i.e., the hull and bran) and are important lipid-soluble nutraceuticals. However, processing tends to decrease these contents as well [10]. For example, rice polishing affected the characteristics of the rice produced [11, 12], while sorghum polishing determined product quality (as nutritional value differed based on whether or not the sorghum had been milled) [13]. Moreover, the methodology used (i.e., mechanical vs. traditional processing) can also affect nutritional value. For example, both the polishing technique and the variety of sorghum used previously affected the nutritional value of crackers produced [14].

To date, regarding the properties of sorghum produced for various applications in Indonesia, there has been little research on the impact of sorghum cultivar or the extent of sorghum polishing. This study is thus aimed at researching the physical and chemical characteristics of sorghum in Indonesia (i.e., Bioguma, Numbu, and Super varieties) based on their polishing frequencies and seeing how different sorghum cultivars and milling processes affect the nutritional value of this grain. In obtaining a better understanding of the above, we could subsequently determine the best product applications for each sorghum variety based on their polishing frequencies.

2. Materials and Methods

2.1. Materials

Three varieties of sorghum grains (i.e., Bioguma, Numbu, and Super) were obtained from the Indonesian Sorghum Farmers Union (also known as Serikat Petani Sorgum Indonesia (SEPASI)) farmers in Tasikmalaya, West Java, Indonesia. The materials used for analysis included diphenyl picryl hydrazyl (DPPH), AlCl_3 , quercetin, Folin-Denis, Na_2CO_3 , Na_2SO_4 , CuSO_4 , TiO_2 , H_2SO_4 , NaOH , $\text{Na}_2\text{S}_2\text{O}_3$, H_3BO_3 , BCG-MR indicator, HCl , tannin acid, phosphate buffer, α -amylase enzymes, β -amylase enzymes, acetone, methanol, ethanol, and aquades. The tools used included a UV-Vis spectrophotometer, analytical balance, Kjeldahl flask, Soxhlet, furnace, oven, vortex, micropipettes, centrifuge, polishing machine, grinder, and a sieve.

2.2. Manufacturing and Characterisation of Polished Sorghum

After harvesting, sorghum grains were sorted, weighed, and transferred into a polishing machine. The frequency was set according to specific treatment criteria. After polishing, the grain was cleaned, ground, and sieved before being analysed.

The current study followed an experimental method with a factorial randomised block design using sorghum variety (i.e., Bioguma (A1), Numbu (A2), or Super (A3)) as factor 1 and polishing frequency (i.e., once (B1), twice (B2), or three times (B3)) as factor 2. Observed variables included contents of ash, carbohydrates (by difference), dietary fibre, fat, moisture, resistant starch, and total proteins as well as antioxidant activity of DPPH, energy, and tannin levels.

2.3. Analyses

Moisture and ash contents were analysed (until reaching a constant weight [15]) by using a TGA-2000 thermogravimetric analyser (Navas Instruments, Conway, USA) at 105°C and 550°C, respectively. Protein content was measured via the Kjeldahl method, and a conversion factor of 6.25 was used to convert total nitrogen to percentage crude protein. Fat content was determined with an AOAC method (1990) and using the Soxhlet extraction technique (FOSS Soxtec™ extraction model, Sweden). Carbohydrate contents were calculated by difference. Specifically, the caloric value (kcal/100 g) of each loaf was calculated using Atwater's conversion factors (i.e., based on the caloric coefficients corresponding to protein (4 kcal/g), carbohydrate (4 kcal/g), and fat (9 kcal/g) contents) [16]. Dietary fibre analysis was performed using an enzymatic method (AOAC 1995), and total dietary fibre was calculated as the sum of insoluble and soluble dietary fibres.

Tannin content was calculated as the difference between total phenols and those remaining after precipitation with PVPP. The phenol content of the methanol extract solution was determined using the Folin-Ciocalteu method (according to Makkar (2003)). Tannic acid solutions in the range of 0.005–0.16 mg/ml were used to construct a calibration curve [17]. Quantification of resistant starch (RS) content was performed according to the method certified by AACC (2001) and AOAC (2002) and by using the RS assay kit (Megazyme International Ireland Ltd., Wicklow, Ireland). Antioxidant compounds were analysed according to the method of Thaipong et al. (2006). The DPPH assay was used to estimate the antioxidant capacity of phenolic compounds in the extracts.

3. Results and Discussion

3.1. Tannin Content

Sorghum typically contains tannins (i.e., phenolic compounds with high molecular weight (300–3000 Da)). Tannins are of interest to researchers due to their unique properties (e.g., binding to proteins [18, 19], inhibition of digestive enzymes or chelation, and reduced absorption of Fe and Zn ions [20]). Although these specific properties negatively affect digestibility and calorie intake, tannins also have beneficial properties relating to antioxidant activity (e.g., anticancer and anti-inflammatory effects) [1]. While intact, some varieties of sorghum contain high levels of tannins (up to 50 mg/g or more) that are concentrated in the pigmented testa.

In the current study, the tannin content of polished sorghum grains differed according to both sorghum variety and frequency of polishing (Figure 1). The highest tannin content (0.126%) had been observed for once-polished Super cultivar grains, whereas the lowest tannin content (0.049%) had been observed for Numbu cultivar grains that had been polished two or three times.

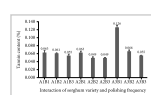


Figure 1: Tannin content of three varieties of sorghum grain processed with different polishing frequencies.

When evaluated based on sorghum variety alone, the polished grains exhibited considerable variation in tannin levels (with Super and Numbu varieties showing the highest and lowest tannin levels, respectively) (Figure 2). This is due to variations in grain structure and size as well as other features. For example, 50 grains of 20 sorghum varieties may range between 1.1 and 1.9 g, indicating that grain size is influenced by the grain cultivar [17].




Figure 2: Tannin content of three varieties of polished sorghum grains.

Similar to other cereals, sorghum grains contain phytic acid in the germ layer and tannins on the periphery [20]. Condensed tannins (proanthocyanidins) are especially found in sorghum varieties with a predominance of B1 and B2 genes (i.e., which have a pigmented testa) [17]. In the current study, only one variety (Super) had a pigmented testa. For the Numbu cultivar (whole sorghum), tannin concentration was previously found to be 0.91% [21]. Although some tannin-containing sorghum varieties may provide a bitter and astringent flavour [22], the bioactive components of these tannins can be attractive to functional food consumers [23]. It is known that tannin levels and grain structural properties depend on grain variety. For example, the Numbu variety is known to have a weight of 26.52 g/1000 grains and a skin thickness proportion of 0.8% [24]. Similarly, the Bioguma cultivar exhibits an almost identical grain size (with both Numbu and Bioguma cultivars being larger than the Super cultivar).

Grain size in plants also depends on genetic and environmental factors. For example, the distribution of pericarp, endosperm, and germ layers has been shown to differ depending on the cultivar and growing environment. On average, these layers, respectively, make up 8%, 82%, and 10% of sorghum grains. The pericarp is divided into three layers (i.e., epicarp, mesocarp, and endocarp). Then, just beneath the pericarp, a grain coat or testa layer is formed. Depending on the sorghum genotype, the thickness of the latter may vary (8–40 m) [25].

It is this testa layer in sorghum grains that contain tannins. Before further processing, this layer can be removed by polishing (with abrasive and friction polishing representing the two most frequent methods). In the current study, a frictional polishing approach was used (i.e., generating friction between sorghum grains and causing erosion of bran layers from the grain surface). Tannin content was shown to be inversely proportional to the frequency of polishing (Figure 3). This was in agreement with a previous report indicating that decortication or removal of the grain husk layer significantly reduced tannin content by 79–92% [23].




Figure 3: Tannin content of polished sorghum grains at different polishing frequencies.

The higher the polishing frequency, the cleaner the appearance of the grains and the lower the tannin content. This is because frictional intensity between sorghum grains increases with polishing frequency and becomes more optimal for testa removal. Three polishing rounds reduced tannin content to 0.053% (which was significantly lower than that of one or two polishing rounds). Dehulling is another important part of sorghum grain processing where ideally, all parts of the pericarp, testa, and germ should be removed with minimal damage to the endosperm. Pericarp thickness (in which endosperm hardness plays a role) is an important factor in both traditional and industrial-scale polishing processes. For example, a thick pericarp is easier to remove by grinding. Sorghum grains with a thick pericarp have certain disadvantages (e.g., sensitivity to mould and a tendency to damage during storage), while varieties with a thin pericarp are more tolerant to various types of damage (although the traditional polishing process takes twice as long for these varieties) [9].

3.2. Antioxidant Capacity (% Radical Scavenging Activity (RSA))

There was no relationship between sorghum variety and frequency of polishing regarding antioxidant capacity as measured by the DPPH method. Furthermore, polishing frequency by itself did not affect the antioxidant capacity of polished sorghum grains. According to Dlamini et al. [23], decortication or removal of the outer skin of sorghum grains may significantly reduce antioxidants (including phenolic compounds and tannins) compared to that of whole grains. Unlike polishing frequency, sorghum variety heavily influenced the antioxidant capacity of polished grains. Specifically, the antioxidant capacity of the Super cultivar was higher than that of the Bioguma and Numbu cultivars (Figure 4). This Super cultivar also had a darker (reddish-brown) grain colour compared to the other two cultivars.

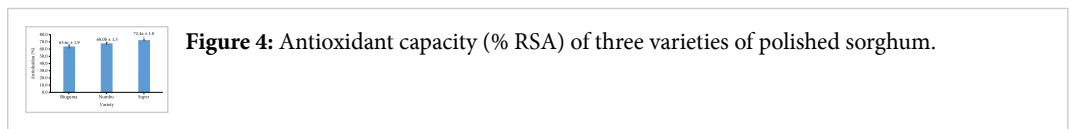


Figure 4: Antioxidant capacity (% RSA) of three varieties of polished sorghum.

Antioxidant activity in sorghum grains is mainly associated with phenolic compounds, flavonoids, tannins, and anthocyanins [26]. Previously, total phenolics, flavonoids, and tannins in three types of white whole sorghum grains were shown to be 109.21–116.70 mg/100 g, 45.91–54.69 mg/100 g, and 1.39–21.79 mg/100 g, respectively [27], while black and brown sorghum grains had higher levels of antioxidants than blueberries, strawberries, and grapes (as measured by the oxygen radical absorption capacity (ORAC) method). Sorghum is therefore recognised as a potent scavenger of free radicals [28]. Moreover, sorghum varieties with a pigmented pericarp contain more phenolic compounds and have a higher antioxidant capacity than that of wheat. Phenolic compounds such as phenolic acid and flavonoids are abundant in sorghum (although flavonoids are unstable during the extrusion process) [26]. The majority of flavonoids in sorghum grains are concentrated in the outer section of the grain (pericarp). Flavonoid concentrations are thus determined by the thickness and presence of the testa which may, in turn, be influenced by genetic factors. For example, white grain sorghum genotypes have lower phenolic contents and simpler phenolic profiles compared to that of pigmented sorghum genotypes [1].

As for other cereals, with chemical quantity dependent on variety, phenolic compounds are concentrated in the bran portion of sorghum grains [26]. Previous studies have also indicated that testa size is relatively large in brown sorghum genotypes SC319 and BR305, with correspondingly high levels of tannins [29]. In another study, the antioxidant activity of sorghum flour showed positive correlations with tocopherols, total vitamin E, total phenolic compounds, luteolinidin, apigeninidin, and total 3-deoxyanthocyanins (3-DXA) [30]. In the current study, antioxidant capacity values for the three polished sorghum varieties (with variations in polishing frequency) ranged from 61.9% to 73.2% (Figure 5). These high levels of phenolic antioxidants suggest that sorghum may be a good cereal choice for people with coeliac disease [25].

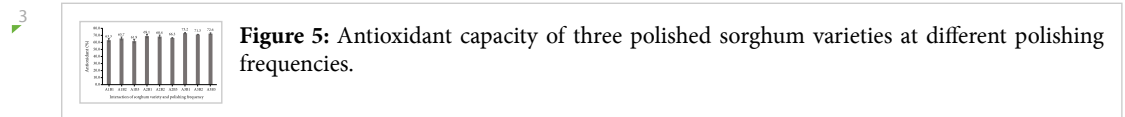


Figure 5: Antioxidant capacity of three polished sorghum varieties at different polishing frequencies.

3.3. Dietary Fibre

The current study, assessing polished sorghum grains, revealed no relationship between sorghum cultivar and polishing frequency for dietary fibre content (Figure 6). The highest dietary fibre content (16.7%) was detected in Super sorghum grains that were polished three times, while once-polished Bioguma grains had the lowest dietary fibre content (11.1%).

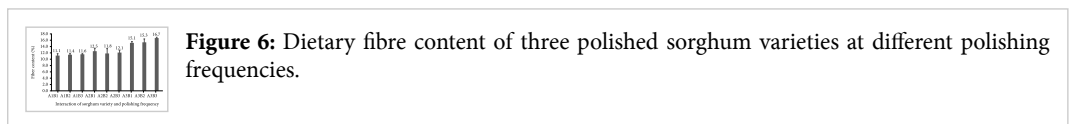


Figure 6: Dietary fibre content of three polished sorghum varieties at different polishing frequencies.

When assessing cultivars alone, the Super cultivar contained the highest fibre content (15.7%), followed by the Numbu (12.1%) and Bioguma (11.4%) varieties, respectively (Figure 7). Previous research showed that the content and composition of bioactive components, such as dietary fibre, varied widely among different cereals and cereal genotypes [31]. In addition to genotype (variety), the fibre content in cereals such as sorghum may be further influenced by the growing environment and processing conditions [32].

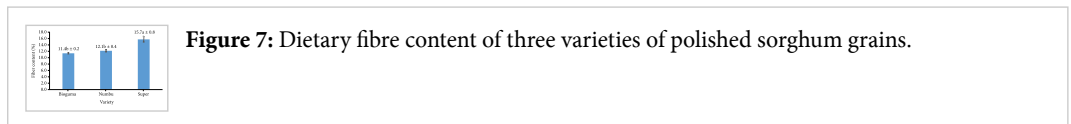


Figure 7: Dietary fibre content of three varieties of polished sorghum grains.

Unexpectedly, the polishing frequency did not affect dietary fibre levels in the current study (i.e., the level of dietary fibre in sorghum that was polished once was not significantly different from that of sorghum that was polished three times). As the nutritional components of dietary fibre in cereals are mostly found in the epidermis, the polishing process generally influences fibre contents. For example, the functional component of dietary fibre in Kawali sorghum flour has been shown to decrease according to the level of polishing [14].

3.4. Resistant Starch

Regarding the resistant starch content of polished sorghum grains, there had been no interaction between sorghum variety and polishing frequency (Figure 8). Resistant starch content had been highest (11%) for Super cultivar sorghum grains that were polished three times and lowest (6.4%) for similarly polished Bioguma grains. Resistant starch content is higher in sorghum than in wheat [33]. It can also be influenced by several factors including the ratio of amylose and amylopectin, pullulanase enzyme concentration, starch concentration, heating temperature, cycles of heating and cooling, storage conditions, and the presence of lipids or low molecular substances such as sugars (Sajilata et al.). In addition, processing techniques can affect the extent to which starch can be digested and absorbed and can therefore increase or decrease the content of

resistant starch levels in sorghum can play a health-related role by causing a slow release of glucose and reducing energy intake in intestinal cells [35].

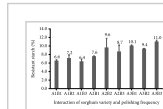


Figure 8: Resistant starch (%) in polished sorghum grains at different polishing frequencies.

4

However, the sorghum variety by itself had an overall impact on the amount of resistant starch in the grain (Figure 9). The resistant starch content of the Super cultivar (10.2%) was higher than that of Bioguma (6.7%) and Numbu (8.6%) cultivars. These findings were consistent with previous research showing varied resistant starch concentrations (0.31–65.65%) in 49 distinct sorghum types [19]. The resistant starch content of pigmented sorghum cultivars (such as Super) is known to be higher than that of white varieties. This is due to the interactions of sorghum tannins with starch that limit digestibility and increase resistant starch concentrations through the formation of insoluble complexes.




Figure 9: Resistant starch (%) of three varieties of polished sorghum grains.

Although polishing frequency appeared to have no overall effect on resistant starch content, a slight tendency of increased resistant starch content with increased polishing frequency could be detected. These findings were in line with that of previous research which showed a positive correlation between the polishing level and starch content in cereals. Specifically, loss of the aleurone layer (containing fat and proteins) during the polishing process likely causes an increased concentration of starch in the endosperm [36].

3.5. Fat Content

The fat content of polished sorghum grains was mainly affected by cultivar and, to a lesser extent, polishing frequency (Figure 10). Depending on whether it was polished once, twice, or three times, sorghum fat content ranged from 0.8% to 2.6%. The fat content of whole sorghum grains (mainly concentrated in the scutella portion of the germ [23]) has been shown to range from 1.0% to 3.4% [28]. The fat content of sorghum is known to be higher compared to that of other grains. This content can be distributed in varying amounts within different parts of the kernel (e.g., the majority of the fat is found in the germ (76.2%), followed by the endosperm (13.2%) and the pericarp (10.6%)) [29].




Figure 10: Fat content of three varieties of polished sorghum grains at different polishing frequencies.

The fat content of polished sorghum varied depending on the cultivar (Figure 11). At 1%, the fat content of polished Bioguma and Numbu grains had been considerably lower than the 2.1% fat content of polished Super grains. The grain size of the latter had also been smaller compared to that of Bioguma and Numbu varieties. Yet, despite this smaller size, Super cultivar grains were expected to have a larger germ (where the majority of lipids would be concentrated). The chemical composition of sorghum grains is influenced by physical, genetic, and environmental characteristics. In the current study, reddish-coloured grains (Super variety) had a higher fat content compared to white varieties (Bioguma and Numbu). This differed from the findings of Bernardo et al., who showed that sorghum varieties with a white pericarp had the highest lipid contents. Sorghum lipids, particularly phytosterols and policosanols, can act as bioactive molecules, which are advantageous to health [29].




Figure 11: Fat content of three varieties of polished sorghum grains.

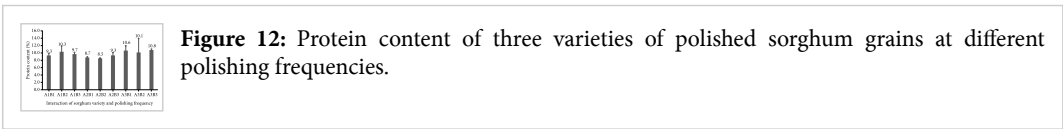
Although the lipid content of polished sorghum was largely unaffected by the frequency of polishing, an unsubstantial difference could be detected in that fat content slightly decreased with each extra polishing. The polishing procedure performed in this study also removed some pericarp and germ layers (i.e., resulting in lower fat content compared to that of whole sorghum). It is known that fat levels in cereals may affect grain quality during storage and that, in general, lower fat content supports a longer cereal shelf life.

Germination rate, free fatty acid concentration, and MDA have all been positively associated with grain storage. During grain storage, various metabolic processes may cause the build-up of reactive oxygen species (ROS) which, in turn, can target membrane lipids and cause alterations in nutritional reserves, lipid contents, acidity, and lipoxygenase activity (among other degenerative processes). Free radical-mediated lipid peroxidation is usually the principal source of cell membrane damage during storage.

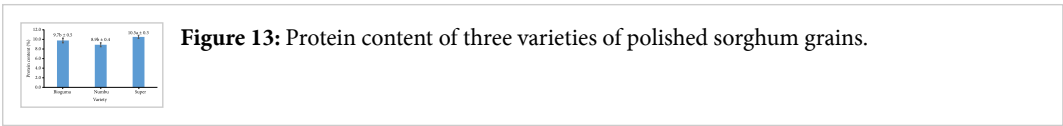
3.6. Protein Content

The protein content of polished sorghum (ranging between 8.5% and 10.8%) was not affected by sorghum

protein [29], and it generally has similar protein contents to other cereals. However, the removal of certain grains during polishing (especially in the pericarp) can decrease protein content in polished sorghum grains.



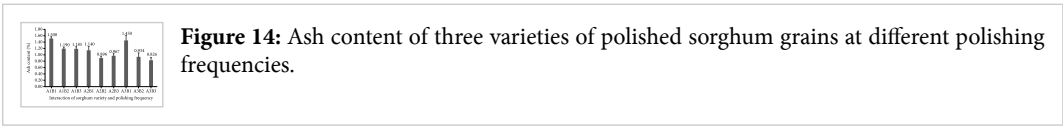
The protein content of polished sorghum was influenced by the sorghum cultivar in different ways (Figure 13). Protein content was higher in the Super cultivar (10.5%) than in either Bioguma (9.7%) or Numbu (8.9%) cultivars (both of which were white cultivars). These findings were in line with previous research which found variation in protein content of six distinct sorghum cultivars [32]. When tannins and proteins coexist, protein bindings can occur that consequently lower protein digestibility *in vivo*. Thus, as tannin concentration increases, *in vivo* protein digestibility decreases (as proteins bound to tannins are less easily broken down by protease enzymes) [28].



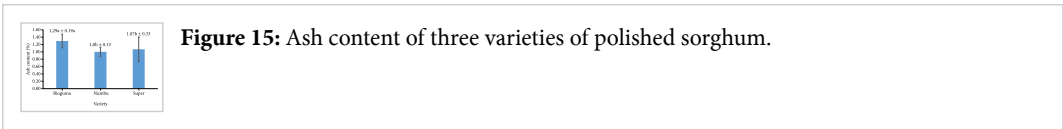
The protein content of polished sorghum grains was not affected by polishing frequency. According to Ratnavathi and Komala, most of the protein in sorghum grains can be found in the endosperm. The latter, consisting of four layers (i.e., aleurone, peripheral endosperm, vitreous endosperm (hard), and floury endosperm (soft)), is unaffected by polishing. The aleurone layer is one of the layers beneath the grain coat, and it is rich in protein, enzymes, lipids, B-complex vitamins, and minerals. The nutritional quality of protein in grains is influenced by processing methods, while protein digestibility and bioavailability can be improved by milling, fermentation, and germination [37].

3.7. Ash Content

Relationships between ash content, sorghum variety, and polishing frequency could be detected in the current study (Figure 14). The highest ash content was found in once-polished Bioguma (1.45%) and Numbu (1.50%) cultivars, while the lowest ash content was found in twice-polished Numbu (0.89%) and thrice-polished Super (0.82%) cultivars. Ash content refers to the mineral content of a food item. Mineral deficits in the diet can affect mental and physical development, work performance, and infectious illness (particularly in young, pregnant, and breastfeeding women).



The ash content of polished sorghum varied according to cultivar (Figure 15). The ash level was higher in the Bioguma cultivar (1.29%) than in either Numbu (1.0%) or Super (1.07%) cultivars. Nonetheless, these ash levels were lower than that of previous studies which reported 1.49% and 1.35% for Bioguma and Numbu cultivars, respectively. Cultivar-specific variables, environmental conditions, and the interplay between genotype and the environment have all been shown to influence ash content. Depending on the sorghum cultivar, mineral amounts can vary: Cu (0.33–1.01 mg/kg), Fe (4.7–14.9 mg/kg), K (3.4–6.9 g/kg), Mg (0.79–1.47 g/kg), Ca (0.06–0.19 g/kg), P (1.79–2.78 g/kg), and S (0.67–1.01 g/kg) [37, 38]. Sorghum is thus a good source of minerals, with potassium, phosphorus, magnesium, and iron being the most prevalent in this grain [39].



The amount of ash in polished sorghum was also affected by the frequency of polishing (i.e., an increased frequency reduced ash content) (Figure 16). This finding was in line with previous research reporting higher levels of ash in whole sorghum flour (1.88%) than in polished sorghum flour (0.68%). The ash content of sorghum thus reflects the mineral richness of this grain, and the polishing process, in turn, has a large impact on this mineral content. This is because minerals are largely contained in the bran and embryo (which are lost during the polishing process), and a higher polishing frequency, therefore, results in lower mineral content. The bran and germ regions of grains also contain the majority of vitamins. During overmilling and high levels of extraction commonly observed in the manufacturing of white bread flour, both the aleurone and germ layers (which are rich in vitamins, minerals, and other phytochemical elements) are eliminated. However, in terms of overall nutritional quality, it should be noted that the amount of minerals absorbed is not always proportional to the amount of minerals consumed (as absorption is governed by availability). Although polishing reduces micronutrient content, it also makes it easier for the body to absorb such components. Furthermore, enrichment or fortification processes may be implemented to compensate for micronutrient deficits produced by the milling process.




Figure 16: Ash content of polished sorghum grains at various polishing frequencies.

3.8. Moisture Content

The moisture content of polished sorghum grains was unaffected by either cultivar or polishing frequency. Specifically, the moisture content was found to be between 9.1% and 10.4% (Figure 17). Previous research has shown that the moisture content of sorghum flour varies in the range of 10.1–14.4%, with an average value of 11.5% [17]. All values obtained in the current study had been below 15%, which is the upper limit established for sorghum flour.

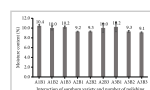


Figure 17: Water content (by difference) of three varieties of polished sorghum grains at different polishing frequencies.

3.9. Carbohydrate Content

In the current study, carbohydrate content was calculated by difference. The carbohydrate content of polished sorghum grains (75.2–80.6%) was not affected by the frequency of polishing (Figure 18).

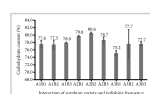


Figure 18: Carbohydrate content (by difference) of three varieties of polished sorghum grains at different polishing frequencies.

In contrast, the carbohydrate content of polished sorghum varied according to cultivar (Figure 19). The total carbohydrate content of whole sorghum grain has been reported as 74.63 g/100 g, with a total sugar content of 3.39 g/100 g, 3–4% cellulose content, and 55–75% starch content [29]. While sorghum contains just 3.4–7.3% of noncellulosic polysaccharides ((1,3;1,4)-b-glucans and arabinoxylans), these compounds make up more than 10% of other cereals such as wheat, barley, and oats. As shown in Figure 19, while there was no statistical difference between carbohydrate content levels for Bioguma and Super cultivars, their values were significantly lower than that of the Numbu cultivar. The size, composition, and structure of grains can all be affected by cultivar.




Figure 19: Carbohydrate content (by difference) of three varieties of polished sorghum.

Carbohydrates are largely concentrated in the endosperm (although with different amounts and types according to species). For example, xyloglucan can be detected in the testa and aleurone of some cultivars but not in the endosperm. Variable levels of β -glucan, arabinose, xylose, galactose, galacturonic acid, starch, and free sugar have been detected in three varieties of sorghum. It was concluded that two major factors contributed to the total carbohydrates, namely, the cultivar (74%) and the environment (14%).

The frequency of polishing did not influence carbohydrate content as most of the carbohydrates in cereal grains are found in the endosperm (which is left intact after polishing). Contrastingly, the removed exterior parts of the grain (i.e., pericarp, testa, and aleurone) contain very few carbohydrates.

Starch serves as the main energy source in cereal grains. However, processing methods can affect both the digestibility and calorific value of starch. For example, when ground into flour, the total energy content in wheat is increased. This is because grinding increases the digestibility of carbohydrates by removing type 1 resistant starch trapped in the outer layer of grains. In addition, phytochemical compounds in the germ and epidermis may inhibit the activity of amylase and protease enzymes (i.e., reducing the total available calories) [34]. Finally, cultural preferences for processing different grain varieties can also affect their carbohydrate availability and glycaemic indices [34].

When compared to other sorghum varieties, the Super cultivar was found to have the highest protein content. Furthermore, its antioxidants (including tannins), nutritional fibre, and starch resistance had also been higher. Excessive quantities of tannins in food may, however, cause astringent flavours. To avoid this, tannin content can be reduced by polishing the grains up to three times. Subsequent evaluation of flour quality (as produced by each cultivar) and determination of potential appropriate applications for different cultivars represent an important next step in this research.

4. Conclusions

The sorghum Super cultivar was found to contain the highest levels of tannins, proteins, antioxidants, dietary fibres, resistant starch, and fat contents. High tannin content could be lowered by polishing grains up to three times. These findings may aid considerations regarding the best applications for various sorghum-based food

Data Availability

⁵ The data used to support the findings of this study are available from the corresponding author upon request.

Conflicts of Interest

The authors declare no conflicts of interest.

Acknowledgments

We would like to thank the Directory of Research and Community Service for the research funds provided. This work was supported by the Directory of Research and Community Service via the “Research Collaboration between Universities 2021” program (contract number 148/E4.1/AK.04.PT/2021).

References

1. G. Wu, S. K. Johnson, J. F. Bornman, S. J. Bennett, and Z. Fang, “Changes in whole grain polyphenols and antioxidant activity of six sorghum genotypes under different irrigation treatments,” *Food Chemistry*, vol. 214, pp. 199–207, 2017.
2. B. D. Rao, D. B. Kulkarni, and C. Kavitha, “Study on evaluation of starch, dietary fiber and mineral composition of cookies developed from 12 sorghum cultivars,” *Food Chemistry*, vol. 238, pp. 82–86, 2018.
3. N. K. Amarasinghe, I. Wickramasinghe, I. Wijesekara, G. Thilakarathna, and S. T. Deyalage, “Functional, physicochemical, and antioxidant properties of flour and cookies from two different banana varieties (*Musa acuminata* cv. *Pisang awak* and *Musa acuminata* cv. *Red dacca*),” *International Journal of Food Science*, vol. 2021, Article ID 6681687, 9 pages, 2021.
4. M. Kurniadi, M. F. Arsyad, A. M. Sari, R. Nurhayati, and T. Wiyono, “The effect of fermentation duration and starter concentration on physicochemical properties of modified sorghum flour by *Lactobacillus plantarum* FNCC 0027,” *Food Research*, vol. 3, no. 5, pp. 441–447, 2019.
5. K. G. de Oliveira, V. A. V. Queiroz, L. de Almeida Carlos, L. de Moraes Cardoso, H. M. Pinheiro-Sant’Ana, P. C. Anunciação, C. B. de Menezes, E. C. da Silva, and F. Barros, “Effect of the storage time and temperature on phenolic compounds of sorghum grain and flour,” *Food Chemistry*, vol. 216, pp. 390–398, 2017.
6. G. Wu, J. Ashton, A. Simic, Z. Fang, and S. K. Johnson, “Mineral availability is modified by tannin and phytate content in sorghum flaked breakfast cereals,” *Food Research International*, vol. 103, pp. 509–514, 2018.
7. R. Prado, M. Gastl, and T. Becker, “Aroma and color development during the production of specialty malts: a review,” *Comprehensive Reviews in Food Science and Food Safety*, vol. 20, no. 5, pp. 4816–4840, 2021.
8. N. Abamecha, “A survey of farmers’ perceptions on maize and sorghum storage duration and level of pest infestations in the case of two selected districts of Jimma Zone, Ethiopia,” *International Journal of Food Science*, vol. 2021, Article ID 5583387, 5 pages, 2021.
9. D. Guindo, F. Davrieux, N. Teme, M. Vaksman, M. Doumbia, G. Flidel, D. Bastianelli, J. L. Verdeil, C. Mestres, M. Kouressy, B. Courtois, and J. F. Rami, “Pericarp thickness of sorghum whole grain is accurately predicted by NIRS and can affect the prediction of other grain quality parameters,” *Journal of Cereal Science*, vol. 69, pp. 218–227, 2016.
10. T. Dapčević-Hadnadev, M. Hadnadev, and M. Pojić, “The healthy components of cereal by-products and their functional properties,” *Woodhead Publishing Series in Food Science, Technology and Nutrition*, pp. 27–61, 2018.
11. Z. Xu, Y. Xu, X. Chen, L. Zhang, H. Li, Z. Sui, and H. Corke, “Polishing conditions in rice milling differentially affect the physicochemical properties of waxy, low- and high-amylose rice starch,” *Journal of Cereal Science*, vol. 99, article 103183, 2021.
12. C. K. Reddy, L. Kimi, S. Haripriya, and N. Kang, “Effects of polishing on proximate composition, physico-chemical characteristics, mineral composition and antioxidant properties of pigmented rice,” *Rice Science*, vol. 24, no. 5, pp. 241–252, 2017.
13. N. U. Sruthi, P. S. Rao, and B. D. Rao, “Decortication induced changes in the physico-chemical, anti-nutrient, and functional properties of sorghum,” *Journal of Food Composition and Analysis*, vol. 102, article 104031, 2021.
14. R. U. Hatmi, A. Wirabhuan, Y. P. Wanita, E. Tando, and Musyadik, “The effect of the polishing process and sorghum type (brown and white) on the content of crackers nutrition,” *IOP Conference Series: Earth and Environmental Science*, vol. 759, no. 1, article 012037, 2021.
15. AOAC, “Official methods of analysis of the Association of Official Agricultural Chemists International,” *Journal of the Association of Official Agricultural Chemists*, vol. 41, p. 12, 2005.
16. B. Sustriawan, N. Aini, R. Setyawati, R. Hania, R. T. Sandi, and R. Irfan, “The characteristics of cookies

17. C. E. Palacios, A. Nagai, P. Torres, J. A. Rodrigues, and A. Salatino, "Contents of tannins of cultivars of sorghum cultivated in Brazil, as determined by four quantification methods," *Food Chemistry*, vol. 337, article 127970, 2021.
18. D. Gumul and W. Berski, "The polyphenol profile and antioxidant potential of irradiated rye grains," *International Journal of Food Science*, vol. 2021, Article ID 8870754, 7 pages, 2021.
19. A. I. Adetunji, K. G. Duodu, and J. R. N. Taylor, "Inactivation of tannins in milled sorghum grain through steeping in dilute NaOH solution," *Food Chemistry*, vol. 175, pp. 225–232, 2015.
20. I. P. Claver, H. M. Zhou, H. Zhang, K. X. Zhu, Q. Li, and N. Murekatete, "The effect of soaking with wooden ash and malting upon some nutritional properties of sorghum flour used for impeke, a traditional Burundian malt- based sorghum beverage," *Agricultural Sciences in China*, vol. 10, no. 11, pp. 1801–1811, 2011.
21. S. Suarni, "Peranan Sifat Fisikokimia Sorgum dalam Diversifikasi Pangan dan Industri serta Prospek Pengembangannya," *Jurnal Penelitian dan Pengembangan Pertanian*, vol. 35, no. 3, pp. 99–110, 2017.
22. N. L. Mkandawire, S. A. Weier, C. L. Weller, D. S. Jackson, and D. J. Rose, "Composition, in vitro digestibility, and sensory evaluation of extruded whole grain sorghum breakfast cereals," *LWT - Food Science and Technology*, vol. 62, no. 1, pp. 662–667, 2015.
23. N. R. Dlamini, J. R. N. Taylor, and L. W. Rooney, "The effect of sorghum type and processing on the antioxidant properties of African sorghum-based foods," *Food Chemistry*, vol. 105, no. 4, pp. 1412–1419, 2007.
24. I. Yunitasari and P. B. Timotiwi, "Pengaruh tingkat kemasakan pada produksi, mutu fisik dan mutu fisiologis benih sorgum (*Sorghum bicolor* [L] Moench) varietas Numbu dan Samurai-2," in *Prosiding Seminar Nasional Agroinovasi Spesifik Lokasi Untuk Ketahanan Pangan Pada Era Masyarakat Ekonomi ASEAN*, pp. 238–246, 2017.
25. C. V. Ratnavathi and V. V. Komala, "Sorghum grain quality," *Sorghum Biochemistry: An Industrial Perspective*, Academic Press, pp. 1–61, 2016.
26. S. Althwab, T. P. Carr, C. L. Weller, I. M. Dweikat, and V. Schlegel, "Advances in grain sorghum and its co-products as a human health promoting dietary system," *Food Research International*, vol. 77, pp. 349–359, 2015.
27. A. E. M. M. R. Afify, H. S. El-Beltagi, S. M. Abd El-Salam, and A. A. Omran, "Biochemical changes in phenols, flavonoids, tannins, vitamin E, β -carotene and antioxidant activity during soaking of three white sorghum varieties," *Asian Pacific Journal of Tropical Biomedicine*, vol. 2, no. 3, pp. 203–209, 2012.
28. J. M. Awika and L. W. Rooney, "Sorghum phytochemicals and their potential impact on human health," *Phytochemistry*, vol. 65, no. 9, pp. 1199–1221, 2004.
29. C. O. Bernardo, J. L. Ascheri, C. Ramírez, C. W. P. Carvalho, D. W. H. Chávez, I. B. A. Martins, R. Deliza, D. G. C. Freitas, and V. A. V. Queiroz, "Impact of extruded sorghum genotypes on the rehydration and sensory properties of soluble beverages and the Brazilian consumers' perception of sorghum and cereal beverage using word association," *Journal of Cereal Science*, vol. 89, article 102793, 2019.
30. L. de Moraes Cardoso, T. A. Montini, S. S. Pinheiro, H. M. Pinheiro-Sant'Ana, H. S. D. Martino, and A. V. B. Moreira, "Effects of processing with dry heat and wet heat on the antioxidant profile of sorghum," *Food Chemistry*, vol. 152, pp. 210–217, 2014.
31. L. Gong, W. Cao, C. Wenyan, W. Hailin, J. Wang, H. Zhang, J. Liu, and B. Sun, "Whole cereal grains and potential health effects: involvement of the gut microbiota," *Food Research International*, vol. 103, pp. 84–102, 2018.
32. D. T. Gordon and C. Wrigley, "Whole-grain versus refined products," *Encyclopedia of Grain Science*, pp. 424–429, 2004.
33. R. Haryo, B. Setiarto, B. Sri, L. Jenie, D. N. Faridah, and I. Saskiawan, "Study of development resistant starch contained in food ingredients as prebiotic source," *Jurnal Ilmu Pertanian Indonesia*, vol. 20, no. 3, pp. 191–200, 2015.
34. A. M. R. Hayes and J. M. Jones, *Cultural Differences in Processing and Consumption*, Elsevier Ltd., 2nd edition, 2016.
35. R. Ekafitri, "Resistant starch on rice: types, enhancement methods, health effects, and its applications," *J. Pangan*, vol. 26, no. 3, pp. 55–70, 2018.
36. E. B. Tarigan and B. Kusbiantoro, "Pengaruh derajat sosoh dan pengemas terhadap mutu beras aromatik selama penyimpanan," *Jurnal Penelitian Pertanian Tanaman Pangan*, vol. 30, no. 1, pp. 30–37, 2015.
37. M. Gabaza, H. Shumoy, M. Muchuweti, P. Vandamme, and K. Raes, "Iron and zinc bioaccessibility of fermented maize, sorghum and millets from five locations in Zimbabwe," *Food Research International*, vol. 103, pp. 361–370, 2018.
38. P. Pontieri, J. Troisi, R. Di-Fiore, A. Di-Marco, S. R. Bean, M. R. Tuinstra, E. Roemer, A. Boffa, A. Del-Giudice, A. D. Pizzolante, G. Alifano, and L. Del-Guidice, "Mineral contents in grains of seven food-

39. C. L. Paiva, V. A. V. Queiroz, M. L. F. Simeone, R. E. Schaffert, A. C. de Oliveira, and C. S. da Silva, "Mineral content of sorghum genotypes and the influence of water stress," *Food Chemistry*, vol. 214, pp. 400–405, 2017.