

# JOURNAL OF ISLAMIC COUNTRIES SOCIETY OF STATISTICAL SCIENCES



Volume 1

Number 1

2015

## Table of Contents

<b>Improving Statistical Inference with Uncertain Non-Sample Prior Information</b> <i>Shahjahan Khan, Muhammed Ashraf Memon, Budi Pratikno and Rossita M Yunus</i>	1
<b>Estimation of Conditional Survival Functions From Dependent Random Right Censored Data</b> <i>A.A. Abdushukurov and R.S. Muradov</i>	13
<b>On Extended Burr System Family Distribution with Their Application in Quality</b> <i>Bachioua Lahcene</i>	31
<b>Competing Risk Analysis of Survival Data with Multistate Model</b> <i>Reyhaneh Sadeghi Nejad and Ebrahim Hajizadeh</i>	47
<b>Asymptotic Behaviors of Markov Branching Processes and Their Conditioned Limiting Interpretation</b> <i>Azam A. Imomov</i>	57
<b>The Problem of Non-Response in Sample Surveys: An Extension of Hansen and Hurwitz (1946) Approach</b> <i>Zahoor Ahmad, Iqra Maqsood and Sadaf Mashooq</i>	83

Founding Chief Editor: Dr. Munir Ahmad  
Email: [joi.isoss.net](mailto:joi.isoss.net)



# J-ISOSS

Journal of Islamic Countries Society of Statistical Sciences



## EDITOR IN CHIEF:

**Dr. Munir Ahmad**

Professor of Statistics and Rector

National College of Business Administration and Economics, Lahore, Pakistan.

## EDITORS:

**Dr. Shahjahan Khan**

Professor of Statistics

University of Southern Queensland, Toowoomba, Qld. 4350, Australia.

**Dr. Muhammad Hanif**

National College of Business Administration and Economics, Lahore, Pakistan.

## EXECUTIVE EDITOR:

**Dr. Alia Ahmed**

National College of Business Administration and Economics, Lahore, Pakistan.

## MANAGING EDITOR

**Muhammad Khyzer Bin Dost**

Research Associate, ISOSS.

Email: [joir@isoss.net](mailto:joir@isoss.net)

## TECHNICAL EDITOR

**Muhamamd Wasim Akram**

PhD. Scholar, Universiti Teknologi Malaysia, Malaysia.

## EDITORIAL BOARD MEMBERS:

**Dr. A. R. Chaudhary**

National College of Business Administration and Economics, Lahore, Pakistan.

**Dr. M. Kalim**

National College of Business Administration and Economics, Lahore, Pakistan.

**Dr. Zafar Iqbal**

Government College Satellite Town, Gujranwala, Pakistan.

**Dr. M. Abdul Majid Makki**

The Islamia University of Bahawalpur, Pakistan.

**Dr. Faisal Qadeer**

Lahore Business School, The University of Lahore, Pakistan.

**Dr. Abdus Saboor**

Chairman, Department of Mathematics, Kohat University, Pakistan.

**Dr. Azeem Ali**

Government College University, Lahore, Pakistan.

**Dr. Shahid Mubeen**

University of Sargodha, Sargodha, Pakistan.

**Dr. Zahoor Ahmad**

University of South Hampton, United Kingdom.

**Dr. M. Inam Khokhar**

5041 Silver Saddle Court, Deeblin, 0443016, United States of America.

**Dr. Jin-Ting Zhang**

National University of Singapore, Singapore.

**Dr. Shahram Gilaninia**

Islamic Azad University – Rasht, Iran.

**Dr. Alya O. Al-Mutairi**

Taibah University, Kingdom of Saudi Arabia.

**Dr. Valentine Udoh James**

Clarion University of Pennsylvania Clarion, Pennsylvania, United States of America.

**Dr. Nidal Rashid Sabri**

Birzeit University, Palestine.

**Dr. A. Ahmad**

University of Kashmir Srinagar, India.

**Dr. Afaq Ahmad**

University of Kashmir Srinagar, India.

**Dr. Ahsan Habib**

Modern College of Business and Science, Muscat, Oman.

**Dr. Kuen-Suan Chen**

National Chin-Yi University of Technology, Taiwan.

**Dr. Derek Watson**

University of Sunderland, Sunderland, United Kingdom.

**Dr. Abdul Ghapor Hussin**

National Defense University of Malaysia, Malaysia.

**Dr. Emma E. O. Chukwuemeka**

Nnamdi Azikiwe University, Awka, Nigeria.

**Dr. Badar Alam Iqbal**

Aligarh Muslim University, (UP) India.

**Dr. Malefetsane Alphons Mofolo**  
Walter Sisulu University, United Kingdom.

**Dr. Víctor Leiva**  
Universidad de Valparaíso, CIMFAV, Chile.

**Dr. Anis Mahomed Karodia**  
Regent Business School, Durban, South Africa.

**Dr. Abdel-Salam Gomaa**  
Qatar University, Doha, Qatar.



# J-ISSO

Journal of Islamic Countries Society of Statistical Sciences



الجمعية الإحصائية لدول العالم الإسلامي  
**Islamic Countries Society of Statistical Sciences**

(ISOSS is a non-profit research organization established in 1988)

The objective of the ISOSS website is to share information on various aspects and activities of ISOSS and related organizations. It also provides link to organizations with similar aims and activities.

The website works as a common platform for sharing knowledge and experience with a view to encourage collaborative research and scholarly activities. It is likely to attract interested experts in statistics and other related fields across the globe for building network and productive initiatives.

ISOSS is open to all scholars interested in the development of statistics and its applications regardless of affiliation, origin, nationality, gender or religion. It particularly encourages statisticians from Islamic Countries to come forward to engage in cutting-edge research and professional development.

#### Patron-in-Chief

H.E. Dr. Abdullah Bin Omar Nasseef

President, World Muslim Congress Jeddah, Saudi Arabia.

#### Patrons

H.E. Dr. Abdul Aziz Othman Al-Twaijri

Director General, ISESCO Rabat, Morocco.

Malik Abbas Hussain

Former Chairman, Pakistan International School, Saudi Arabia.

#### Patron / Founding President

Dr. Munir Ahmad [View Message <http://www.joi.isoos.net/fpmessage>](http://www.joi.isoos.net/fpmessage)

Rector, National College of Business Administration and Economics

Lahore, Pakistan. [www.ncbae.edu.pk](http://www.ncbae.edu.pk)

#### Past Presidents

Dr. Shahjahan Khan (2005-2011)



Professor of Statistics, University of Southern Queensland  
Toowoomba, Qld. 4350, Australia.

**Dr. Ali S. Hadi (2012-2014)**

Distinguished University

Professor and Founding Director of the Actuarial Science Program

Former Vice Provost, The American University in Cairo, Egypt.

**President (2014-2015)**

**Dr. Abdul Ghapor Hussin**

Dept. of Defence Science, Faculty of Science and Defence Technology

National Defence University of Malaysia, Kuala Lumpur, Malaysia.

**Senior Vice Presidents (Ex-Officio)**

Dr. Mohammad Hanif Mian (Pakistan)

Dr. Saleh Omar Badahdah (Saudi Arabia)

Dr. S. Ejaz Ahmed (Canada)

Dr. Savas Alpay (Turkey)

Dr. Magued I. Osman (Egypt)

**Vice Presidents**

Dr. M. Ahsanullah (USA)

Dr. Maman A. Djauhari (Malaysia)

Dr. Sharif Abdul Haleem (Saudi Arabia)

Dr. Asep Saifuddin (Indonesia)

Dr. Nazeer Khan (Pakistan)

Mr. M. Saleemul Hassan (Pakistan)

**Assistant Secretaries General**

Mr. Hamidul H. Bhuiyan (Bangladesh)

Dr. Mohamed Bin Othman (Malaysia)

Dr. Ismail Bin Attan (U.K.)

Dr. W. Hadi Nugroho (Indonesia)

**Executive Board**

**President**

Dr. Munir Ahmad

**Senior Vice-President**

Dr. Mohammad Hanif Mian

**Executive Director**

Mr. Akhlaq Ahmad

**Vice-President**

Dr. Mahmood Khalid Qamar

Dr. Zahoor Ahmad

**Secretary**

Dr. M. Faisal Qadeer

**Executive Secretary**

Mr. Muhammad Iftikhar

**Assistant Secretaries**

Dr. Zafar Iqbal  
Dr. Hafiz Muhammad Salman  
Dr. Azeem Ali

**Research Associate**

M. Khyzer Bin Dost

Managing Editor ([J-ISOSS](http://www.joi.isoss.net/)) <<http://www.joi.isoss.net/>>



# J-ISOSS

Journal of Islamic Countries Society of Statistical Sciences

---





Letter from Datuk Dr. Abdul Rahman Hasan (Chief Statistician – Department of Statistics, Malaysia) details <<http://www.joi.isoss.net/PDFs/Letter from Malaysia.pdf>>

## Journal of Islamic Countries Society of Statistical Sciences (J-ISOSS)

ISSN : 2313-7820

The purpose of this journal is to disseminate knowledge and to promote intellectual discussions, research analyses, and pragmatic studies including critiques on topics relevant to wider area of social sciences. J-ISOSS is a high-quality and a multidisciplinary scientific journal devoted to fields of **statistics, biostatistics, business statistics, mathematical statistics, statistical mechanics, econometrics, environmetrics, crimnometrics, chemometrics, agrometrics, engineering statistics; quality control, reliability theory, interface theory and ISO related to engineering, business and public administration and many other areas of physical and social sciences**. Scholars and professionals are invited to contribute their knowledge and experience. It is published by Islamic Countries Society of Statistical Sciences (ISOSS) <<http://www.isoss.net/>>. J-ISOSS publishes only original research papers, research notes and reviews. Papers may be in the form of book review, original manuscripts etc. All manuscripts undergo strict double-blind peer reviews.

### Policy

Our policy is to continue to play a special role in presenting research in all fields of knowledge that are likely to have a significant impact on statistical methodologies. The Editorial Board is committed to raise the standard of the Journal to a leading international journal.

### Aims and Objective

The Islamic Countries Society of Statistical Sciences (ISOSS) was established in 1988 and is one of the most prestigious society. As a society, its main aim is to promote statistics as a tool of scientific research useful in all areas of research. The J-ISOSS provides an intellectual platform for the international scholars and promotes interdisciplinary research. The main objectives of the Society are to:

- promote applied statistics research and to advance knowledge and understanding of statistics
- disseminate the results of statistical research to other fields of knowledge
- support students, teachers and researchers in their areas of research

### Publisher

Islamic Countries Society of Statistical Sciences (ISOSS) <<http://www.isoss.net/>>, Lahore, Pakistan.

Search for publications, researchers, or questions

or Discover by subject area

Join for free

Log in

See all >  
31 References

Share

Download full-text PDF

# Improving Statistical Inference with uncertain non-sample prior information

Article (PDF Available) · July 2015 with 56 Reads



1st **Shahjahan Khan**  
30.32 · University of Southern Queensland



2nd **Muhammed Ashraf Memon**  
38.2 · Sunnybank Obesity Centre and Sout...



3rd **Budi Pratikno**



4th **Rossita M Yunus**  
25.44 · University of Malaya

Join ResearchGate to find the people and research you need to help your work.

- members
- publications
- research projects

Join for free

## Abstract

In the classical inference, the observed sample data is the only source of information. The Bayesian inferential methods assume prior distribution of the underlying model parameters to combine with sample data. Often non-sample prior information (NSPI) on the value of the model parameters is available from previous studies or expert knowledge which could be used along with the sample data to improve the quality of statistical inference. Obviously the NSPI is not always correct and hence there is uncertainty in the suspected value of the parameter. Any such uncertainty can be removed by conducting an appropriate statistical test, and the quality of statistical inference can be improved by including the outcome of the test in the inferential procedure. This paper provides the underlying methodology to illustrate the process and include an example to demonstrate its application.

## Discover the world's research

- 12+ million members
- 100+ million publications
- 700k+ research projects

Join for free

Full-text (PDF)

Available from: **Muhammed Ashraf Memon**, Aug 02, 2015

Download full-text PDF

Article

### Testing base load with non-sample prior information on process load

August 2013 · Statistical Papers · Impact Factor: 0.81

 Shahjahan Khan  Budi Pratikno

[Read more](#)

Article

### Testing Equality of Two Intercepts for the Parallel Regression Model with Non-sample Prior Informati...

April 2016 · Communication in Statistics- Theory and Methods · Impact Factor: 0.27

 Budi Pratikno  Shahjahan Khan

[Read more](#)

Article

### Estimation of the slope parameter for linear regression model with uncertain prior information

January 2002

 Shahjahan Khan  Zahirul Hoque  A K E Md  Saleh

[Read more](#)

Article

### Estimation of univariate normal mean using p-value

January 2007 · Advances and Applications in Statistics · Impact Factor: 0.91

 Enamul Kabir  Shahjahan Khan

[Read more](#)

Discover more

Data provided are for informational purposes only. Although carefully collected, accuracy cannot be guaranteed. Publisher conditions are provided by RoMEO. Differing provisions from the publisher's actual policy or licence agreement may be applicable.

This publication is from a journal that may support self archiving. [Learn more](#)

 C. Stein

[Read](#)

---

**Shrinkage least squares estimation in a general multivariate linear model**

Article · Pakistan Journal of Statistics

 A. K. Md. Ehsanes Saleh  Pranab Kumar Sen

[Read](#)

---

**Theory of Preliminary Test and Stein-Type Estimation With Applications**

[\[Show abstract\]](#)

Article · Jan 2006 · Pakistan Journal of Statistics

 A. K. Md. Ehsanes Saleh

[Read](#)

---

**The Statistical Implication of Pre-Test and Stein Rule Estimators in Econometrics**

Article · Aug 1979

 George Judge  M.E. Bock


[Read](#)

---

**On the estimation of mean vector of Student-t population with uncertain prior information**

[\[Show abstract\]](#)

Article · Jan 1998

 Shahjahan Khan

[Read](#)

---

**Preliminary Test Confidence Sets for the Mean of a Multivariate Normal Distribution**

Full-text · Article · Feb 2002 · Pakistan Journal of Statistics

 Paul Chiou  A. K. Md. Ehsanes Saleh

[Read full-text](#)

[Show more](#)

---

**Recommended publications**

[Discover more publications, questions and projects in Statistical Inference](#)

**IMPROVING STATISTICAL INFERENCE WITH UNCERTAIN  
NON-SAMPLE PRIOR INFORMATION**

**ShahjahanKhan<sup>1</sup>, Muhammed Ashraf Memon<sup>2</sup>  
Budi Pratikno<sup>3</sup> and Rossita M Yunus<sup>4</sup>**

Email address of corresponding author: shahjahan.khan@usq.edu.au

<sup>1</sup> School of Agric., Comput. and Environmental Sciences, International Centre for Applied Climate Sciences, Centre for Health Sciences Research, University of Southern Queensland, Toowoomba, Australia

<sup>2</sup> Sunny bank Obesity Centre &SEQS, Suite 9, 259 McCullough Street Sunny bank, Queensland, AUSTRALIA Mayne Medical School, University of Queensland, Australia Faculty of Health Sciences & Medicine, Bond University, Australia

<sup>3</sup> Department of Mathematics and Natural Science Jenderal Soedirman University, Purwokerto, Indonesia

<sup>4</sup> Institute of Mathematical Sciences, University of Malaya Kuala Lumpur, Malaysia

**ABSTRACT**

In the classical inference, the observed sample data is the only source of information. The Bayesian inferential methods assume prior distribution of the underlying model parameters to combine with sample data. Often non-sample prior information (NSPI) on the value of the model parameters is available from previous studies or expert knowledge which could be used along with the sample data to improve the quality of statistical inference. Obviously the NSPI is not always correct and hence there is uncertainty in the suspected value of the parameter. Any such uncertainty can be removed by conducting an appropriate statistical test, and the quality of statistical inference can be improved by including the outcome of the test in the inferential procedure. This paper provides the underlying methodology to illustrate the process and include an example to demonstrate its application.

**KEYWORDS AND PHRASES**

Regression model; uncertain non-sample prior information; restricted, preliminary test and shrinkage estimators; bias, relative efficiency, M and score tests, testing after pre-test, power of tests, correlated non-central bivariate chi-square distribution.

**2010 Mathematics Subject Classification:** Primary 62F03, 62F30, 62J05; Secondary 62H12 and 62F10.



## 1 INTRODUCTION

Statistical inference uses both sample and non-sample information. Classical inference uses only the sample data for estimation and test of hypotheses. Bayesian methods use sample data and prior distribution of the model parameters. The notion of inclusion of non-sample prior information (NSPI) on the value of model parameters has been introduced to 'improve' the quality of statistical inference. The natural expectation is that the inclusion of additional information would result in a better estimator and test with relevant statistical properties. In some cases this may be true, but in many other cases the risk of worse consequences can not be ruled out.

A number of estimators have been introduced in the literature that use NSPI and, under particular situation, over performs the traditional exclusive sample information based unbiased estimators when judged by criteria such as the mean square error and squared error loss function.

In many studies the researchers estimate the slope parameter of the regression model. However, the estimation of the intercept parameter is more difficult than that of the slope parameter. This is because the estimator of the slope parameter is required in the estimation of the intercept parameter. Khan et al. (2002) studied the improved estimation of the slope parameter for the linear regression model. They introduced the coefficient of distrust on the belief of the null hypothesis, and incorporated this coefficient in the definition and analysis of the estimators.

In recent time (e.g. Khan and Pratikno, 2013; Yunus and Khan, 2008, 2010, 2011a,b) several studies used NSPI on the slope of a regression model to test the intercept parameter. Yunus (2010) applied the NSPI in the testing regime using M-test along the line of Humber's M-estimation. Pratikno (2012) studied the parametric test for the intercept parameter using NSPI information on the slope of different regression models.

In general the NSPI on the slope is uncertain and may fall into one of the following three categories: (i) unspecified, no information available, (ii) specified, correct value known, and (iii) specified with uncertainty.

This paper provides alternative estimators and tests of the intercept parameter when NSPI on the slope of the simple linear regression model is available. This includes the unrestricted (UE), restricted (RE), preliminary test (PTE) estimators as well as the unrestricted (UT), restricted (RT) and pre-test (PTT) tests of the intercept parameter. Statistical properties of these estimators and tests are investigated both analytically and graphically. Motivation for a real life application of test for the intercept is found in Kent (2009).

Studies in the area of the estimation include Bancroft (1944), Han and Bancroft (1968), Sclove et al. (1972), Saleh and Sen (1978, 1985), Judge and Bock (1978), Stein (1981), Khan (1998, 2003, 2008), Chiou and Saleh (2002), Saleh (2006), Khan and Saleh (1997, 2001, 2005), Saleh (2006), Khan et al. (2002, 2005), Hoque et al. (2009). The testing problem has been investigated by Tamura (1965), Saleh and Sen (1978, 1985), Yunus (2010), Yunus and Khan (2008, 2011a,b), Pratikno (2012) and Khan and Pratikno (2013).



The next section introduces the model and definition of the unrestricted estimators of  $\theta$  and  $\sigma^2$ . The three alternative estimators are defined in Section 3 along with their properties. The three tests and their power analyses are provided in Section 4. Some concluding remarks are given in section 5.

## 2 THE MODEL AND SOME PRELIMINARIES

The  $n$  independently and identically distributed responses from a linear regression model can be expressed by the equation

$$y = \theta 1_n + \beta x + e, \quad (2.1)$$

Where  $y$  and  $x$  are the column vectors of response and explanatory variables respectively,  $1_n = (1, \dots, 1)'$  - a vector of  $n$ -tuple of 1's,  $\theta$  and  $\beta$  are the unknown intercept and slope parameters respectively and  $e = (e_1, \dots, e_n)'$  is a vector of errors with independent components which is distributed as  $N_n(0, \sigma^2 I_n)$ . So that  $E(e) = 0$  and  $E(ee') = \sigma^2 I_n$  where  $\sigma^2$  is the variance of each of the error component in  $e$  and  $I_n$  is the identity matrix of order  $n$ .

Assume that uncertain NSPI on the value of  $\beta$  is available, either from previous study or from practical experience of the researchers or experts. Let the NSPI be expressed in the form of  $H_0: \beta = 0$  which may be true, but not sure. We wish to incorporate both the sample information and the uncertain NSPI in estimating and testing the intercept  $\theta$ . Following Khan et al (2002) we assign a coefficient of distrust,  $0 \leq d \leq 1$ , for the NSPI, that represents the degree of distrust in the null hypothesis.

The *unrestricted* mle of the slope  $\beta$  and intercept  $\theta$  are given by

$$\tilde{\beta} = (x'x)^{-1}x'y \quad \text{and} \quad \tilde{\theta} = \bar{y} - \tilde{\beta}\bar{x}, \quad (2.2)$$

where  $\bar{x} = \frac{1}{n} \sum_{j=1}^n x_j$  and  $\bar{y} = \frac{1}{n} \sum_{j=1}^n y_j$ . The mle of  $\sigma^2$  is  $S_n^{*2} = \frac{1}{n} (y - \hat{y})'(y - \hat{y})$ , where

$\hat{y} = \tilde{\theta} 1_n + \tilde{\beta} x$ . This estimator is biased for  $\sigma^2$ . However,  $S_n^2 = \frac{1}{n-2} (y - \hat{y})'(y - \hat{y})$  is

unbiased for  $\sigma^2$ . To remove the uncertainty from the NSPI, we perform an appropriate statistical test on  $H_0: \beta = \beta_0$  against  $H_a: \beta \neq \beta_0$ . Here the appropriate test is given by

$L_v = S_n^{-1} S_{xx}^{\frac{1}{2}} (\tilde{\beta} - \beta_0)$ . Under the  $H_a$ ,  $L_v$ , follows a non-central Student-t distribution with  $v = (n-2)$  df and non-centrality parameter  $\Delta^2 = \sigma^{-2} S_{xx} (\beta - \beta_0)^2$ .

## 3 ALTERNATIVE ESTIMATORS OF INTERCEPT

In this section we define the alternative estimators of the intercept and investigate its properties.

### 3.1 The Estimators

The UE, RE and PTE of  $\theta$  are given by

$$\hat{\theta}^{UE} = \bar{y} - \tilde{\beta}\bar{x} \quad (3.1)$$

$$\hat{\theta}^{RE}(d) = d\tilde{\theta} + (1-d)\hat{\theta}, \quad 0 \leq d \leq 1 \quad (3.2)$$

$$\begin{aligned} \hat{\theta}^{PTE}(d) &= \hat{\theta}^{RE}(d)I(F < F_\alpha) + \tilde{\theta}I(F \geq F_\alpha) \\ &= \tilde{\theta} + \tilde{\beta}\bar{x}(1-d)I(F < F_\alpha). \end{aligned} \quad (3.3)$$

The bias of the estimators are obtained as (cf Hoque et al. 2006)

$$B_1[\hat{\theta}^{UE}(d)] = 0 \quad (3.4)$$

$$B_2[\hat{\theta}^{RE}(d)] = S_{xx}^{-1/2}\bar{x}\sigma(1-d)\Delta \quad (3.5)$$

$$B_3[\hat{\theta}^{PTE}(d)] = (1-d)\bar{x}\beta G_{3,v}(3^{-1}F_\alpha; \Delta^2), \quad (3.6)$$

where  $G_{n_1, n_2}(\cdot; \Delta^2)$  is the c.d.f. of anon-central F-distribution with  $(n_1, n_2)$  df and non-centrality parameter  $\Delta^2$  which is the *departure constant* from the null-hypothesis. Among the three estimators, the UE is the only unbiased estimator.

The mean squared errors (MSE) of the estimators become

$$M_1[\hat{\theta}^{UE}] = \sigma^2 H \quad (3.7)$$

$$M_2[\hat{\theta}^{RE}(d)] = \sigma^2 [d^2 H + (1-d)^2 S_{xx}^{-1}\bar{x}^2 \Delta^2] \quad (3.8)$$

$$\begin{aligned} M_3[\hat{\theta}^{PTE}(d)] &= \sigma^2 H + S_{xx}^{-1}\sigma^2\bar{x}^2 \left[ \Delta^2 \{2(1-d)G_{3,v}(3^{-1}F_\alpha; \Delta^2) \right. \\ &\quad \left. - (1-d^2)G_{3,v}(5^{-1}F_\alpha; \Delta^2)\} - (1-d^2)G_{3,v}(3^{-1}F_\alpha; \Delta^2) \right], \end{aligned} \quad (3.9)$$

where  $H = \{n^{-1} + S_{xx}^{-1}\bar{x}^2\}$ .

The relative efficiency of the PTE relative to the UE and RE is

$$RE[\hat{\theta}^{PTE}(d) : \hat{\theta}^{UE}] = H [H + S_{xx}^{-1}\bar{x}^2 \sigma^2 g(\Delta^2)]^{-1} \quad (3.10)$$

and

$$\begin{aligned} RE[\hat{\theta}^{PTE}(d) : \hat{\theta}^{RE}(d)] &= [d^2 H + (1-d)^2 \Delta^2 S_{xx}^{-1}\bar{x}^2] \\ &\quad \times [H + S_{xx}^{-1}\bar{x}^2 g(\Delta^2)]^{-1} \end{aligned} \quad (3.11)$$

respectively, where

$$\begin{aligned} g(\Delta^2) &= \Delta^2 \{2(1-d)G_{3,v}(3^{-1}F_\alpha; \Delta^2) - (1-d^2)G_{3,v}(5^{-1}F_\alpha; \Delta^2)\} \\ &\quad - (1-d^2)G_{3,v}(3^{-1}F_\alpha; \Delta^2). \end{aligned} \quad (3.12)$$

The bias, MSE and relative efficiency functions of the estimators can be analyzed for different values of  $d$  and  $\Delta$  and the performances of the estimators could be compared accordingly. Graphs of the relative efficiency of the PTE is given in Figure 1.

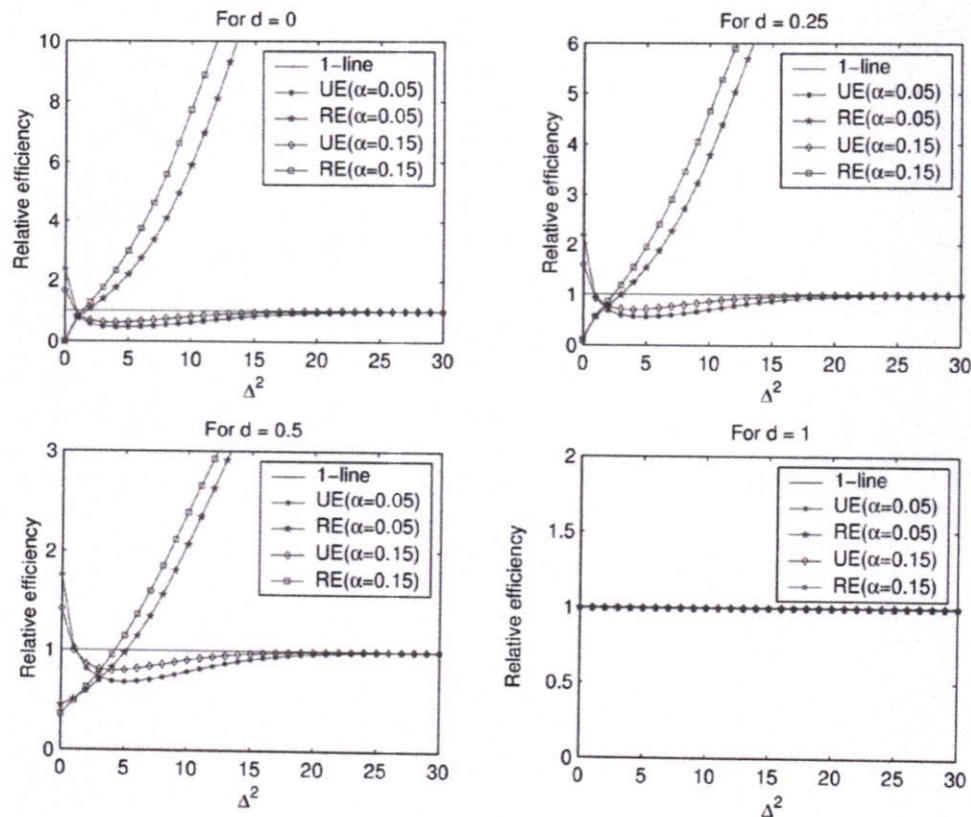


Figure 1: Graph of the relative efficiency of PTE relative to UE and RE against  $\Delta^2$ .

#### 4 THREE TESTS OF INTERCEPT

In this section we define three alternative tests of the intercept and investigate their properties.

To remove the uncertainty in the NSPI on  $\beta$ , we perform a pretest (PT) on  $H_0^*: \beta = \beta_0$  before testing on the intercept. Let  $\phi^{PT}$  be the test function for pretesting  $H_0^*: \beta = \beta_0$  (a suspected constant) against  $H_a^*: \beta \neq \beta_0$ . If the  $H_0^*$  is rejected in the PT, then the UT is used to test the intercept, otherwise the RT is used. The appropriate test statistic for the PT is  $T^{PT} = S_n^{-1}(\beta - \beta_0)\sqrt{S_{xx}} \sim t_{n-2}$ .

#### 4.1 Three Test Statistics

Under the three scenarios on  $\beta$  the UT, RT and PTT for testing  $H_0 : \theta = \theta_0$  (known constant) against  $H_a : \theta \neq \theta_0$  are defined as follows:

- (i)  $\phi^{UT}$  = test function and  $T^{UT}$  is the test statistic when  $\beta$  is unspecified,
- (ii)  $\phi^{RT}$  = test function and  $T^{RT}$  is the test statistic when  $\beta = \beta_0$  is specified and
- (iii)  $\phi^{PTT}$  = test function and  $T^{PTT}$  is the test statistic following a PT on  $H_0^*$  when  $\beta = \beta_0$  is uncertain.

The test statistics are obtained as

$$T^{UT} = (\tilde{\theta} - \theta_0) / SE(\tilde{\theta}) = \sqrt{n}(\bar{Y} - \tilde{\beta}\bar{X} - \theta_0) \left[ S_n^2(1 + S_{xx}^{-1}n\bar{X}^2) \right]^{-1/2} \quad (4.1)$$

$$T^{RT} = (\hat{\theta} - \theta_0) / SE(\hat{\theta}) = \frac{(\hat{\theta} - \theta_0)}{s_y / \sqrt{n}} = s_y^{-1} \sqrt{n}(\bar{Y} - \theta_0) \sim t_{n-1}, \quad (4.2)$$

where  $T^{UT} \sim t_{n-2}$ , and  $s_y^2 = \frac{1}{n-1} \sum_{i=1}^n (Y_i - \bar{Y})^2$ . Let us choose a positive number

$\alpha_j, (0 < \alpha_j < 1, \text{ for } j=1, 2, 3)$  then let  $t_{n-2, \alpha_j}$  be such that  $P(T^{UT} > t_{n-2, \alpha_1} | \hat{\theta} = \theta_0) = \alpha_1$ ,

$P(T^{RT} > t_{n-1, \alpha_2} | \hat{\theta} = \theta_0) = \alpha_2$ , and

$P(T^{PT} > t_{n-2, \alpha_3} | \hat{\beta} = \beta_0) = \alpha_3$ . Then, the PTT for testing  $H_0 : \theta = \theta_0$  when  $\beta = \beta_0$  is uncertain is given by the test function

$$\Phi^{PTT} = \begin{cases} 1, & \text{if } (T^{PT} \leq t_{n-2, \alpha_3}, T^{RT} > t_{n-1, \alpha_2}) \\ & \text{or } (T^{PT} > t_{n-2, \alpha_3}, T^{UT} > t_{n-2, \alpha_1}); \\ 0, & \text{otherwise.} \end{cases} \quad (4.3)$$

#### 4.2 Properties of the Tests

Let  $\{K_n\}$  be a sequence of alternative hypotheses defined as

$$K_n : (\theta - \theta_0, \beta - \beta_0) = \left( \frac{\lambda_1}{\sqrt{n}}, \frac{\lambda_2}{\sqrt{n}} \right) = n^{-1/2} \lambda, \quad (4.4)$$

where  $\lambda = (\lambda_1, \lambda_2)$  is a vector of fixed real numbers and  $\theta$  is the true value of the intercept. Under  $K_n, (\theta - \theta_0) \neq 0$  and under  $H_0, (\theta - \theta_0) = 0$ .

Note that  $T^{UT}$  and  $T^{PT}$  are correlated, but  $T^{RT}$  and  $T^{PT}$  are uncorrelated (but not independent). The joint distribution of the  $T_1^{UT}$  and  $T_3^{PT}$  is  $(T_1^{UT}, T_3^{PT})' \sim t_{n-2}$ , a bivariate

Student- $t$  distribution with  $(n-2)$ df and correlation coefficient  $\rho$  with

$$\text{Cov}(T_1^{UT}, T_3^{PT}) = \frac{(n-2)}{(n-4)} \Sigma \text{ (cf., Kotz and Nadarajah, 2004).}$$

The power functions of the tests are given by

$$\begin{aligned} \pi^{UT}(\lambda) &= P(T^{UT} > t_{\alpha_1, n-2} \hat{U}K_n) \\ &= 1 - P(T_1^{UT} \leq t_{\alpha_1, n-2} - \lambda_1 k^{-1}) \end{aligned} \quad (4.5)$$

$$\begin{aligned} \pi^{RT}(\lambda) &= P(T^{RT} > t_{\alpha_1, n-1} \hat{U}K_n) \\ &= P(T_2^{RT} > t_{\alpha_2, n-1} - \sqrt{n}((\theta - \theta_0) + (\beta - \beta_0)\bar{X})s_y^{-1}) \\ &= 1 - P(T_2^{RT} \leq t_{\alpha_2, n-1} - \lambda_1 + \lambda_2 \bar{X}s_y^{-1}) \end{aligned} \quad (4.6)$$

$$\begin{aligned} \pi^{PTT}(\lambda) &= P(T^{PT} \leq t_{n-2, \alpha_3}, T^{RT} > t_{n-1, \alpha_2}) + P(T^{PT} > t_{n-2, \alpha_3}, T^{UT} > t_{n-2, \alpha_1}) \\ &= d_{10} \left\{ t_{n-2, \alpha_3} - \lambda_2 \sqrt{S_{xx}} [S_n^2 n]^{-\frac{1}{2}}, t_{\alpha_2, n-1} - s_y^{-1}(\lambda_1 + \lambda_2 \bar{X}), \rho = 0 \right\} \\ &\quad + d_{2\rho} \left\{ t_{n-2, \alpha_3} - \lambda_2 \sqrt{S_{xx}} [S_n^2 n]^{-\frac{1}{2}}, t_{\alpha_1, n-2} - \lambda_1 k^{-1}, \rho \neq 0 \right\}, \\ &= d_{10} \left\{ t_{n-2, \alpha_3} - \lambda_2 \frac{\sqrt{S_{xx}}}{S_n \sqrt{n}}, t_{\alpha_2, n-1} - \frac{(\lambda_1 + \lambda_2 \bar{X})}{s_y}, \rho = 0 \right\} \\ &\quad + d_{2\rho} \left\{ t_{n-2, \alpha_3} - \lambda_2 \frac{\sqrt{S_{xx}}}{S_n \sqrt{n}}, t_{\alpha_1, n-2} - \lambda_1 k^{-1}, \rho \neq 0 \right\}, \end{aligned} \quad (4.7)$$

where  $k = S_n \sqrt{(1 + n\bar{X}^2 S_{xx}^{-1})}$ ,  $d_{10}$  and  $d_{2\rho}$  are bivariate Student's  $t$  probability integrals.

Here  $d_{10}$  is defined as  $d_{10} = \int_{-\infty}^a \int_c^\infty f(t^{PT}, t^{RT}) dt^{PT} dt^{RT}$ ,

$$a = \left[ t_{n-2, \alpha_3} - \lambda_2 \frac{\sqrt{S_{xx}}}{S_n \sqrt{n}} \right] \text{ and } c = \left[ t_{n-1, \alpha_2} - \frac{\lambda_1 + \lambda_2 \bar{X}}{s_y} \right], \text{ and}$$

$d_{2\rho}$  is defined as

$$d_{2\rho}(a, b, \rho) = \frac{\Gamma\left(\frac{v+2}{2}\right)}{\Gamma\left(\frac{v}{2}\right) n\pi \sqrt{1-\rho^2}} \int_a^\infty \int_b^\infty \left[ 1 + \frac{(x^2 + y^2 - 2\rho xy)}{v(1-\rho^2)} \right]^{-\frac{v+2}{2}} dx dy,$$

in which  $-1 < \rho < 1$  is the correlation coefficient between the  $T^{UT}$ ,  $T^{PT}$  and

$$b = \left[ t_{\alpha_1, n-2} - \lambda_1 / k \right].$$

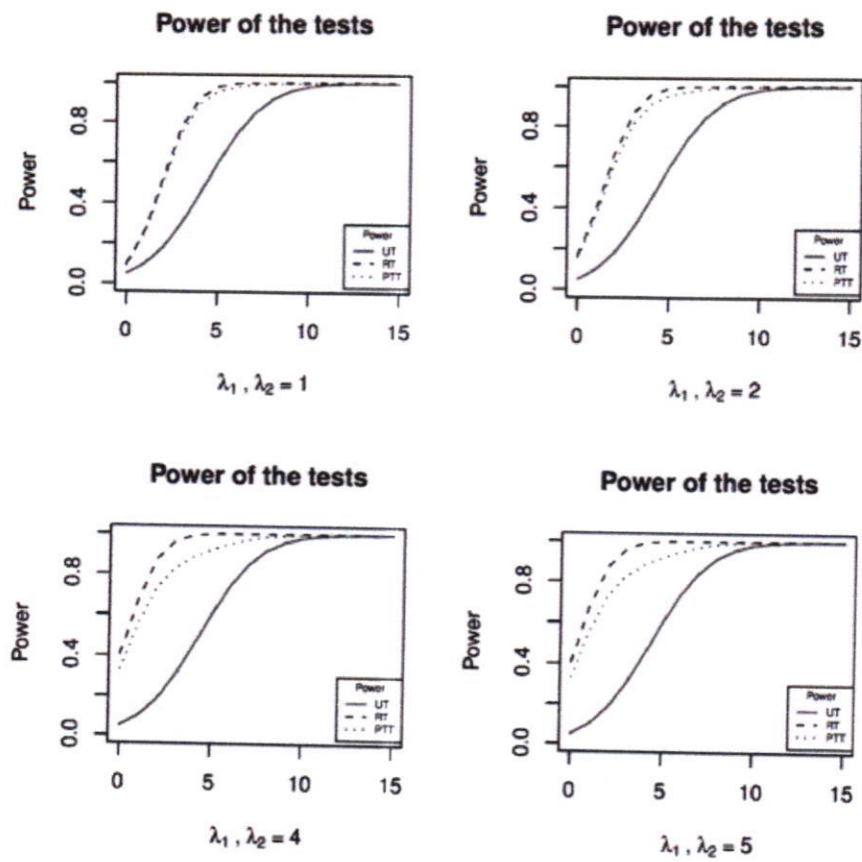


Figure 2: Graphs of the power functions of the UE, RE and PTT for various values of  $\lambda_1$ , and  $\lambda_2$  with a fixed value of  $\rho = 0.1$ .



The power curves of the PTT for different values of  $\rho$  is provided in Figure 3.

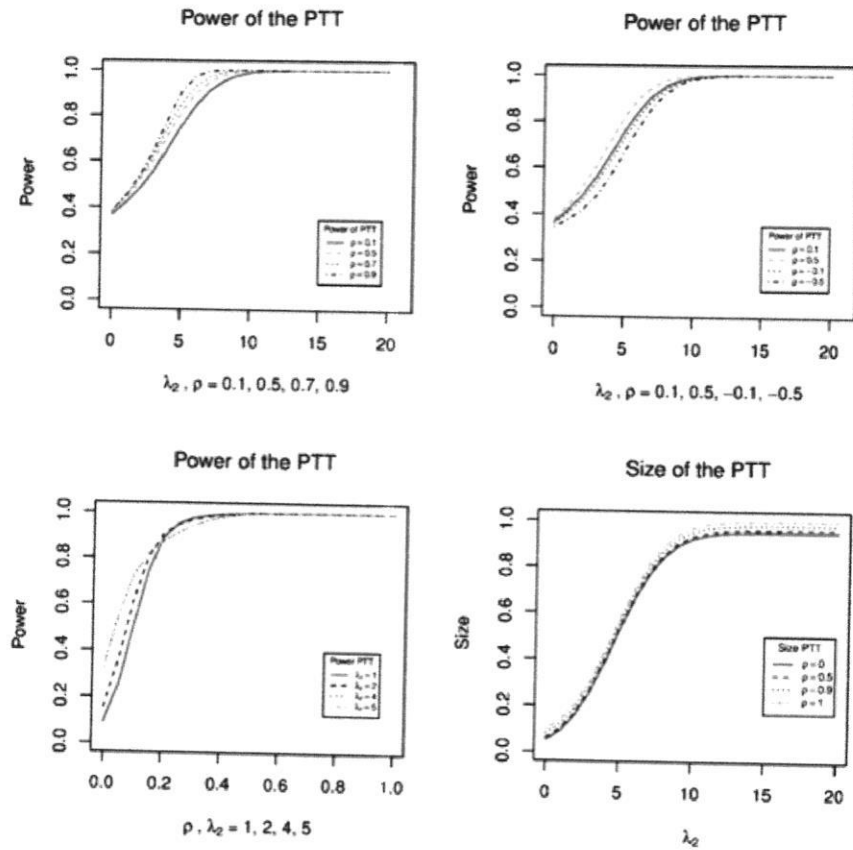


Figure 3: The power curve of the PTT against  $\lambda_2$ , and its power and size curves against  $\rho$ .

## 5 CONCLUDING REMARKS

In practice, the NSPI is obtained from expert knowledge or previous studies, and hence the value of the parameter available from prior information is expected to be close to its true value and the degree of distrust on the null hypothesis is very likely to be close to 0.

Based on the above analyses, it is evident that the power of the RT is always higher than that of the UT and PTT, and the power of the PTT lies between the power of the RT and UT for all values of  $\lambda_1, \lambda_2$  and  $\rho$ . The size of the UT is smaller than that of the RT and PTT.

Of the three tests, the RT has the maximum power and size, and the UT has minimum power and size. So none of them is achieving the highest power and lowest size. But the PTT protects against maximum size of the RT and minimum power of the UT. As  $\lambda_2 \rightarrow 0$  the difference between the power of the PTT and RT diminishes for all values of  $\lambda_2 \rightarrow 0$ . That is, if the NSPI is accurate the power of the PTT is about the same as that of the RT. Moreover, the power of the PTT gets closer to that of the RT as  $\rho \rightarrow 1$ . If  $\rho = 1$  then the power of the PTT matches with that of the RT. Thus if there is a high (near 1) correlation between the  $T^{UT}$  and  $T^{PT}$  the power of the PTT is very close to that of the RT.

#### ACKNOWLEDGEMENT

The authors are thankful to the referees and editors for their valuable suggestions. A draft version of this paper was presented at the 13<sup>th</sup> Islamic Countries Conference on Statistical Sciences (ICCS-13) in Bogor, Indonesia, ✓

#### REFERENCES

1. Bancroft, T.A. (1944). On biases in estimation due to the use of the preliminary tests of significance. *Annals of Mathematical Statistics*, 15, 190-204.
2. Chiou, P., and Saleh, A K Md E. (2002). Preliminary test confidence sets for the mean of a multivariate normal distribution. *Journal of Propagation in Probability and Statistics*, 2, 177-189.
3. Han, C.P., and Bancroft, T.A. (1968). On pooling means when variance is unknown. *Journal of American Statistical Association*, 63, 1333-1342.
4. Hoque, Z., Khan, S., and Wesolowski, J. (2009). Performance of preliminary test estimator under linex loss function. *Communications in Statistics: Theory and Methods*, 38 (2). pp. 252-261.
5. Judge, G.G., and Bock, M.E. (1978). *The Statistical Implications of Pre-test and Stein-rule Estimators in Econometrics*. North-Holland, New York.
6. Kent, R. (2009). Energy miser-know your plants energy, Fingerprint (accessed 23 May 2011). {URL}: <http://www.ptonline.com/articles/know-your-plants-energy-fingerprint>.
7. Khan, S. (2008). Shrinkage estimators of intercept parameters of two simple regression models with suspected equal slopes. *Communications in Statistics - Theory and Methods*, 37, 247-260.
8. Khan, S. (2003). Estimation of the parameters of two parallel regression lines under uncertain prior information. *Biometrical Journal*, 44, 73-90.
9. Khan, S. (1998). On the estimation of the mean vector of Student-t population with uncertain prior information. *Pakistan Journal of Statistics*, 14, 161-175.
10. Khan, S., Hoque, Z., and Saleh, A K Md E. (2005). Estimation of the intercept parameter for linear regression model with uncertain non-sample prior information. *Statistical Papers*, 46 (3). pp. 379-395.
11. Khan, S., Hoque, Z., and Saleh, A K Md E. (2002). Improved estimation of the slope parameter for linear regression model with normal errors and uncertain prior information. *Journal of Statistical Research*, 36, 55-73.
12. Khan, S. and Pratikno, B. (2013) Testing base load with non-sample prior information on process load. *Statistical Papers*. 54(3), 605-617

13. Khan, S., and Saleh, A K Md E. (2001). On the comparison of the pre-test and shrinkage estimators for the univariate normal mean. *Statistical Papers*, 42(4), 451-473.
14. Khan, S., and Saleh, A K Md E. (1997). Shrinkage pre-test estimator of the intercept parameter for a regression model with multivariate Student-t errors. *Biometrical Journal*, 39, 1-17.
15. Pratikno, B. (2012). Test of hypotheses for linear regression models with non-sample prior information. Unpublished PhD Thesis, University of Southern Queensland, Australia
16. Saleh, A K Md E. (2006). Theory of Preliminary Test Stein-Type Estimation with Application, Wiley, New York.
17. Saleh, A K Md E., and Sen, P K. (1985). Shrinkage least squares estimation in a general multivariate linear model. *Proceedings of the Fifth Pannonian Symposium on Mathematical Statistics*, 307-325.
18. Saleh, A K Md E., and Sen, P K. (1978). Nonparametric estimation of location parameter after a preliminary test on regression. *Annals of Statistics*, 6, 154-168.
19. Sclove, S.L., Morris and Rao, C.R. (1972). Non-optimality of preliminary-test estimators for the mean of a multivariate normal distribution. *Ann. Math. Statist.*, 43, 1481-1490.
20. Stein, C. (1956). Inadmissibility of the usual estimator for the mean of a multivariate normal distribution, *Proceedings of the Third Berkeley Symposium on Math. Statist. and Probability*, University of California Press, Berkeley, 1,197-206.
21. Stein, C. (1981). Estimation of the mean of a multivariate normal distribution. *Annals of Statistics* 9, 1135--1151.
22. Tamura, R. (1965). Nonparametric inferences with a preliminary test. *Bull. Math. Stat.* 11, 38-61.
23. Yunus, R. M. (2010). Increasing power of M-test through pre-testing. Unpublished PhD Thesis, University of Southern Queensland, Australia.
24. Yunus, R. M., and Khan, S. (2008). Test for intercept after pre-testing on slope - a robust method. In: *9th Islamic Countries Conference on Statistical Sciences (ICCS-IX): Statistics in the Contemporary World - Theories, Methods and Applications*, 81-90.
25. Yunus, R. M., and Khan, S. (2011a). Increasing power of the test through pre-test - a robust method. *Communications in Statistics-Theory and Methods*, 40, 581-597.
26. Yunus, R. M., and Khan, S. (2011b). M-tests for multivariate regression model. *Journal of Nonparametric Statistics*, 23, 201-218.