

# The barriers and facilitators of foot care practices in diabetic patients in Indonesia: A qualitative study

Yunita Sari<sup>1</sup>  | Saldy Yusuf<sup>2</sup> | Haryanto Haryanto<sup>3</sup> | Annas Sumeru<sup>1</sup> | Saryono Saryono<sup>1</sup>

<sup>1</sup>Department of Nursing, Faculty of Health Sciences, Universitas Jenderal Soedirman, Purwokerto, Indonesia

<sup>2</sup>Faculty of Nursing, Hasanuddin University, Makassar, Indonesia

<sup>3</sup>Department of Medical Surgical Nursing, STIK Muhammadiyah Pontianak, West Kalimantan, Indonesia

## Correspondence

Yunita Sari, Department of Nursing, Faculty of Health Sciences, Universitas Jenderal Soedirman, Jl. Dr. Soeparno, Kampus Karangwangkal, Purwokerto, Indonesia. Emails: sasa.yunita@gmail.com; yunita.sari@unsoed.ac.id

## Funding information

This study was funded by Kementerian Pendidikan, Kebudayaan, Riset dan Teknologi (Grant number: T/1410/UN23.18/PT.01.01/2021).

## Abstract

**Aim:** To investigate the barriers and facilitators of foot care practice in diabetic patients in Indonesia.

**Design:** A qualitative content analysis with an inductive approach.

**Method:** Semi-structured interviews were conducted on 34 type 2 diabetes mellitus (T2DM) patients, health providers and family members in Purwokerto, Indonesia, between July 2020 and December 2020. The interview transcripts were coded using NVivo 12.

**Results:** Four themes emerged from data analysis, including *personal barriers* (low susceptibility of developing foot ulcer, limited knowledge about foot care, fatalistic practices, financial problems, glucose control taking priority over foot care, lack of motivation, lack of confidence, fear of being labelled), *environmental barriers* (lack of knowledge and time of health providers, lack of family support and climate conditions), *perceived foot health benefits* (intention to feel better and desire to stay socially active) and *religious practices* (foot washing as part of religious practice and intention to feel clean before praying).

## KEYWORDS

barriers, facilitators, foot care, health belief model, qualitative study

## 1 | INTRODUCTION

Diabetes mellitus (DM) is a chronic disease and a major health problem globally. Estimates suggest that in 2019, there were 63 million people in the world living with DM and that number is expected to rise to 578 million by 2030 and 700 million by 2045 (International Diabetes Federation, 2019). In Indonesia, there are approximately 10.7 million people living with DM in 2019 and that number is predicted to rise to 13.7 million in 2030, and 16.6 million by 2045 (International Diabetes Federation, 2019). An increasing number

of people with DM will lead to increasing numbers of DM-related complications, such as retinopathy, nephropathy, and foot ulcers (Cade, 2008). Among all the possible complications of DM, the most feared is the foot ulcer since it can necessitate amputation (Wukich et al., 2017).

The global prevalence of foot ulcers among DM patients is 6.3% (Zhang et al., 2017). However, prevalence in Indonesia is higher, reaching 24% in home care settings (Yusuf et al., 2016). Diabetic foot ulcer is the most common reason for hospitalization among DM patients (Boulton, 2015). The presence of foot ulcers can significantly

This is an open access article under the terms of the Creative Commons Attribution-NonCommercial-NoDerivs License, which permits use and distribution in any medium, provided the original work is properly cited, the use is non-commercial and no modifications or adaptations are made.

© 2021 The Authors. *Nursing Open* published by John Wiley & Sons Ltd.

reduce quality of life, increase financial burden and may lead to amputation or even mortality (Moulik et al., 2003; Vileikyte, 2001). Previous studies have shown the rate of lower extremity amputation in diabetic patients in Indonesia to be in the range of 36.3%–39.5% (Decroli et al., 2008; Pemayun & Naibaho, 2017). This is far higher than the rates for the Netherlands and England, for example, which are reported as being 15.5% and 16%, respectively (Peters et al., 2007; Winkley et al., 2007).

Patients with DM need to perform daily foot care in order to reduce the risk of developing foot ulcers and foot complications (McInnes et al., 2011). Such foot care includes foot self-assessment, controlling water temperature before washing the feet, foot hygiene, choosing appropriate shoes, cutting toenails straight across, moisturizing the feet except between the toes, avoiding soaking feet and wearing socks with shoes (Aalaa et al., 2012; Bonner et al., 2016). Considering foot care is essential to prevent ulceration and foot complications, it is important for all DM patients to perform it. However, a recent study revealed that foot care among type 2 diabetes mellitus (T2DM) patients in Indonesia is poor, even among those with histories of foot ulcers (Sari et al., 2020). To improve foot care behaviours in Indonesia, an educational programme is needed. In order to design such a programme, it is necessary to understand the barriers and facilitators to foot care practices faced by T2DM patients in Indonesia.

## 1.1 | Background

As the prevalence of DM increases, DM-related complications also increase (Harding et al., 2019). Although foot ulcer is one of the most chronic complications of DM, it is preventable (Armstrong & Lavery, 1998). One previous study showed that diabetics who underwent a foot care programme faced significantly reduced amputation rates, down from 46 times that of non-diabetics at the start of the programme to 7.7 times that of non-diabetics at the end of the five-year programme (Canavan et al., 2008). Another study by Monami et al., (2015) backed up these findings, showing that an educational foot care programme can significantly decrease the occurrence of diabetic foot ulcer. A more recent study found that application of a foot care educational programme can reduce problems such as skin debris, skin dryness, horny tissue and peripheral coldness (Yokota et al., 2019).

Research shows that foot care behaviours in T2DM patients in Indonesia are poor (Sari et al., 2020). Diabetic patients in Indonesia might face barriers which hinder them from practising appropriate foot care. Healthcare providers need to understand the perceived barriers and facilitators of foot care practices faced by diabetic patients in Indonesia in order to be able to design and establish programmes to improve foot care practices in the country.

It is therefore necessary to explore the perceptions that may inhibit or motivate diabetic patients in Indonesia when it comes to performing foot care. The health belief model (HBM) is one of the

most widely used models for understanding why individuals do not engage in preventive health behaviours (Becker & Maiman, 1975; Rosenstock, 1974). Based on previous studies, foot care behaviours in T2DM patients in Indonesia can be categorized as poor, even among those with a history of foot ulcers (Sari et al., 2020). Since many diabetic patients in Indonesia do not engage in foot care practices, it could be suggested that the HBM is a suitable model to explain the barriers and facilitators to such practices.

The HBM model states that the likelihood of individuals adopting certain behaviours is determined by perceived susceptibility, perceived severity, perceived benefits, perceived barriers, cues to action and self-efficacy (Janz & Becker, 1984; Rosenstock, 1974). Perceived susceptibility refers to a person's perception of the risk of getting a disease or illness. In relation to diabetic patients, this includes how patients perceive their risk of developing health problems such as infections or foot ulcers as a result of not performing foot care. Perceived severity refers to patients' perception of the seriousness of their illness and is related to complications which may range from severe foot ulcers to amputation. In diabetic patients, perceived benefit refers to a patient's perception of the effectiveness of foot care in reducing the disease. Perceived barriers include obstacles to performing recommended health regimens. Cues to action refer to stimuli which can trigger a patient to perform a recommended health action. For diabetic patients, stimuli may include foot pain or advice from healthcare providers or family members. Self-efficacy refers to a patient's confidence in independently performing recommended health actions (Janz & Becker, 1984). Considering the HBM model can help explain the underlying perceptions that inhibit or motivate diabetic patients when it comes to performing foot care; therefore, this model can help explain the barriers and facilitators of foot care practices faced by diabetic patients in Indonesia.

It is important to identify the barriers and facilitators of foot care practices in DM patients since by removing the barriers and strengthening the facilitators, foot care practices may be improved (van Houtum, 2012). To date, the barriers and facilitators of foot care practices in diabetic patients in Indonesia are still unknown as, to our knowledge, no study has explored them. Therefore, the purpose of our study was to explore the barriers and facilitators of foot care practice in DM patients in Indonesia. The results of this study could assist nurses to identify the barriers and facilitators their diabetic patients face and could help them create and prioritize educational programmes for their patients.

## 2 | METHODS

### 2.1 | Research design

A qualitative study was performed with content analysis. We followed the Consolidated Criteria for Reporting Qualitative Research (COREQ) guidelines.

## 2.2 | Setting

This study was conducted between July 2020 and December 2020 on T2DM patients registered in wound care clinics and public health centres in Purwokerto, Indonesia.

## 2.3 | Study participants

Purposive sampling was conducted in order to select patients with different characteristics including age, gender, education status and duration of disease. The key informants in this study were patients with T2DM and participant sampling continued until data saturation was reached. Thus, 24 patients were included in the study. The inclusion criteria were patients aged over 18 who had been diagnosed as having T2DM by a physician at least one year previously and who were willing to participate in the study. The exclusion criteria were patients with cognitive or mental impairments based on their medical record and patients who could not perform foot care practices by themselves. Participants were accessed from patient registration books in wound care clinics and public healthcare centres. To obtain more comprehensive and in-depth data, two physicians, three nurses and four family members were also interviewed.

## 2.4 | Data collection

All data were collected by the main researchers and trained research assistant, all of whom are experienced in conducting qualitative studies. Data collection was performed through semi-structured interviews with 34 individuals. Interviews involved one-to-one interviews conducted, for the most part, at participants' homes in order for the researchers to gain a deeper insight into participants' lives and to avoid any disturbances. Only two interviews (with two of the nurses) were carried out in public health centres. Patient interviews were held without the attendance of patients' family members or healthcare providers and each interview lasted between 45 min and an hour.

Before interviews commenced, patients were asked their permission for the conversations to be recorded via digital recorder. Field notes were taken immediately after each interview. The interview was transcribed immediately after finishing each interview. Only after transcribing one interview did the researchers move on to conduct the next. Before participating in the study, participants were provided with information and were asked to give their informed consent. Researchers explained that participation was completely voluntary, that participants' data would remain confidential and that they had the right to withdraw from participation at any time during the study. A semi-structured interview guide was created based on the HBM model and reviewed by experts in foot care, wound care and diabetes. Corrections were made in line with their recommendations. The questions were pilot tested on 10 patients before use in the study. The results of the pilot study have not been included in

the analysis. The interview contained questions relating to perceived susceptibility, perceived severity, perceived benefits, perceived barriers, cues to action and self-efficacy as follows:

- Perceived susceptibility: Participants were asked how likely they believed they were to develop a foot ulcer in the future, how worried they were about developing a foot ulcer and their feelings regarding how a lack of appropriate foot care can result in foot ulcers.
- Perceived severity: Participants were asked how worried they were about developing a severe foot ulcer.
- Perceived benefits: Participants were asked whether they believed that performing foot care would prevent them from developing an ulcer.
- Perceived barriers: Participants were asked about the obstacles they faced to performing foot care.
- Cues to action: Participants were asked what would motivate them to perform foot care.
- Self-efficacy: Participants were asked how confident they felt in performing foot care.

The interviews were conducted in either Indonesian or the local dialect. In order to access deeper information and to enrich the collected data, probing questions were asked during the interviews (Given, 2008). Participants were also asked about their socio-demographic characteristics.

## 2.5 | Data analysis

All 34 interviews were personally transcribed by the researchers and research assistant. The transcripts were translated into English by two independent professional English translators and were then imported into NVivo, version 12. The data were analysed by two independent researchers using an inductive approach. Initially, the transcripts were read by the researchers so they might get a sense of the whole and familiarize themselves with the data. The transcripts were read line by line and divided into smaller parts, namely the meaning unit (Graneheim & Lundman, 2004). The meaning units were later condensed while retaining their core meaning. The condensed meaning units were extracted and coded. All codes were then divided into categories. Finally, the latent content of the categories was formulated into a theme (Graneheim & Lundman, 2004; Hsieh & Shannon, 2005).

## 2.6 | Scientific trustworthiness of the results

We used 32 items of the COREQ checklist to ensure the rigour of our study. To enhance the scientific trustworthiness of the results, Lincoln and Guba's four criteria were used, namely credibility, transferability, dependability and confirmability (Lincoln & Guba, 1985). To enhance credibility, an attempt was made to select participants

with maximum variation in age, gender, educational level, occupation, income and duration of DM. In addition, data were collected using four methods. These methods were semi-structured interviews, observation, photographs and field notes. Interview protocol was tested in the pilot study before being used in the main study. The investigators of this study are accustomed to conducting qualitative research and transferability was provided by offering a comprehensive description of subject, participants, gathering data and analysis in a detailed manner. To enhance the dependability of the research results, we prepared a detailed draft of the study protocol throughout the study and establishing audit trail. To enhance confirmability, we completed several peer debriefing sessions. To examine the authenticity of the coding process, the codes and classifications were also extracted and examined by co-workers familiar with qualitative research analysis independent of the study.

## 2.7 | Ethical approval and consent to participate

Permission to conduct the study was granted by the relevant authorities. Before conducting the study, all participants were informed of the study's objective, methods, confidentiality policy and their right to withdraw at any time. The ethical committee of the faculty of health sciences approved the study, and written informed consent was obtained from each participant.

## 3 | RESULTS

The 25 participants in this study consisted of 21 females and four males. Most were aged between 51–60 years, had been educated to primary school level, were employed, earned an income defined as middle and had been living with DM for between 10–20 years. Other demographic characteristics are shown in Table 1. The findings from the interviews are summarized in Table 2. Four themes emerged from this study. These themes were *personal barriers*, *environmental barriers*, *perceived foot health benefits* and *religious practice*.

### 3.1 | Personal barriers

This theme is comprised of eight subthemes, including low susceptibility of developing foot ulcer, limited knowledge about foot care, fatalistic practices, financial problems, glucose control taking priority over foot care, lack of motivation, lack of confidence and fear of being labelled.

#### 3.1.1 | Low susceptibility of developing foot ulcer

Most participants with no history of foot ulcers believed themselves not to be at risk of developing one. Furthermore, most participants who had previously had foot ulcers perceived that they were not at

**TABLE 1** Participant characteristics

Variables	Diabetic patients N (%)	Health providers N (%)	Family members N (%)
Gender			
Female	21 (84)	4 (80)	3 (75)
Male	4 (16)	1 (20)	1 (25)
Age			
41–50 years	6 (24)	4 (80)	2 (50)
51–60 years	10 (40)	1 (20)	1 (25)
61–70 years	8 (32)	0	1 (25)
≥71 years	1 (4)	0	0
Educational level			
Illiterate	3 (12)		
Primary school	14 (56)	0	0
Junior high school	2 (8)	0	2 (50)
Senior high school	2 (8)	0	1 (25)
College	4 (16)	5 (100)	1 (25)
Occupation status			
Housewife/unemployed	10 (40)		
Employed	11 (44)		3 (75)
Pension	4 (16)	5 (100)	1 (25)
Income			
Low income (<141 USD)	10 (40)		
Middle income (141–353 USD)	10 (40)		
High income (>353 USD)	5 (20)	5 (100)	
Duration of T2DM			
1–5 years	2 (8)		
5–10 years	10 (4)		
10–20 years	11 (44)		
>20	2 (8)		

risk of developing one again as long as they wore sandals and protected their feet from external trauma:

I don't worry about getting a foot ulcer because I have never had one even though I've had DM for more than 3 years.

(Participant 14)

I had a foot ulcer a year ago when my foot was pierced by nails when I walked in front of my house. At time I was not using sandals. Therefore, when I go out now, I always use sandals. As long as I use sandals, I will not develop a foot ulcer again.

(Participant 5)

**TABLE 2** Themes and subthemes

Themes	Subthemes
Personal barriers	Low susceptibility of developing foot ulcer Limited knowledge about foot care Fatalistic practices Financial problems Glucose control taking priority over foot care Lack of motivation Lack of confidence Fear of being labelled
Environmental barriers	Lack of knowledge and time of health providers Lack of family support Climate conditions
Perceived foot health benefits	Intention to feel better Desire to stay socially active
Religious practice	Foot washing as part of religious practice Intention to feel clean before praying

### 3.1.2 | Limited knowledge about foot care

No participant, even those with a history of foot ulcers, understood how to conduct foot care. All participants said they had never been told how to perform it. Nurses confirmed that there is no foot care education programme for diabetic patients. During interviews, researchers examined participants' feet. Their assessments show that 24 of the 25 participants' feet were dry, had thick calluses, cracked heels and fissures, candida and toenail fungus:

I was frequently shown how to control my blood glucose, but I have never been shown how to perform foot care. I am not sure why we have to do it.

(Participant 8)

### 3.1.3 | Fatalistic practices

Participants reported their belief that that stepping on small stones with bare feet can improve the condition of the feet and prevent foot ulcers. Many participants also used acupressure sandals. Acupressure sandals have several protrusions which may cause high-pressure to the soles of the feet, increasing the possibility of getting calluses or foot ulcers. Furthermore, in Indonesia, these sandals tend to be made from wood, which, being harder than other materials such as leather, may put even more pressure on the feet:

My feet are frequently stiff, so every morning I walk barefoot in front of my house where there are many small pebbles. After doing it, my feet feel better. I don't remember who first told me about it, but it is

common here to step on pebbles without sandals to make your feet healthy.

(Participant 11)

### 3.1.4 | Financial problems

Half of participants said that their feet felt very dry and they would like to use some moisturizer. However, since they had low incomes, it was not a priority for them:

I feel my skin is very dry. I do plan to use moisturizer, but sometimes I don't have enough money since I am only a housewife. So sometimes I don't use moisturizer on my feet.

(Participant 2)

### 3.1.5 | Glucose control taking priority over foot care

Participants perceived that foot care is not as important as glycaemic control. All patients said they always tried to control their glucose levels but almost never thought about performing foot care. Patients listed foot care practices as being the least important DM self-care behaviour. Physicians and nurses also confirmed that they tend to prioritize glucose control over any other diabetes management practices:

I think as diabetic patients the most important thing is to keep our glucose levels down, so I check my glucose once a month in the clinic. It's also important not

to forget to take medication. Sometimes I also exercise. For me, foot care is not so important.

(Participant 7)

We realize that until now we have only educated patients about how to manage their diets. We remind them to be careful with their diets but do not focus on foot care. We just tell them to go the clinic immediately if they develop a foot ulcer.

(Nurse 3)

### 3.1.6 | Lack of motivation

Most participants, including those with a history of foot ulcers, described feeling a lack of motivation regarding foot care since no one had ever motivated them to do it. Some participants admitted a lack of knowledge related to foot care. Nurses confirmed that patients are not very motivated when it comes to performing foot care might due to lack of knowledge about its importance and how to perform it:

I am not so motivated to take care of my feet since no one motivates me to do so.

(Participant 13)

It seems to me they are not so motivated to do foot care practices. I think it is due not knowing how it should be done.

(Nurse 3)

### 3.1.7 | Lack of confidence

All participants admitted having no confidence regarding foot care and feared making a mistake when performing foot care:

Hmm, my feet feel very itchy and stiff but I am not sure how to take care of them so I don't do foot care. I fear I might make a mistake, and that will have negative consequences for my feet.

(Participant 4)

### 3.1.8 | Fear of being labelled

Some participants described having heard that it is better to use shoes to prevent external trauma than sandals. But they do not use them because they fear they will be labelled as being different:

I have heard that when going out I should use shoes to protect my feet, but when I wear them, many people laugh and ask me why a housewife uses shoes to go

outside since I do not work outside. I am ashamed to hear that.

(Participant 13)

## 3.2 | Environmental barriers

This theme is comprised of three subthemes, namely lack of time and knowledge of health providers, lack of family support and climate conditions.

### 3.2.1 | Lack of knowledge and time of health providers

Most participants perceived that physicians and nurses are very busy and therefore might have no time to educate them about foot care. In addition, most participants believed that health-care providers might not have knowledge regarding how to assess the feet and to perform foot care. The physicians and nurses in this study confirmed that a lack of knowledge and time as the main reasons for not educating patients about foot care practices:

I have never asked a physician or nurse about foot care. They seem to be very busy and I don't want to disturb their job.

(Participant 3)

We have so many patients and a limited number of nurses so we don't have time to educate our patients. We usually ask them if they have foot ulcer and if they have, we tell them to get it treated so that it will not become severe. We realize we need to update our knowledge of how to perform appropriate foot care, but we are so busy that we don't have time to get any new knowledge.

(Physician 1)

### 3.2.2 | Lack of family support

Participants said their families do not support them to take care of their feet. The lack of family support might be partly due to family members not knowing how to perform foot care. This was confirmed by family members who described not know anything about foot care practice:

I must take care of everything by myself, including my disease. My husband never bothers to give me any advice even though I sometime complain about my swollen feet.

(Participant 8)

My mother frequently complains that she cannot feel anything in her feet and that the nail is brittle. Sometimes there are swollen areas on her feet. I think it is normal as people get older so I just stay quiet if she complains.

(Family member 2)

### 3.2.3 | Climate conditions

Participants revealed that they are used to being barefoot inside the house and prefer to use sandals when going out because it is hot so that they are more comfortable than shoes:

I always wear sandals everywhere I go. I almost never use shoes because it is hot outside, I feel my feet cannot breathe easily in shoes.

(Participant 5)

### 3.3 | Perceived foot health benefits

This theme is comprised of two subthemes, including intention to feel better and desire to stay socially active.

#### 3.3.1 | Intention to feel better

Although almost all participants had no knowledge of how to perform foot care practices, they perceived that better foot care would result in healthier feet:

If I knew how to perform foot care, I would do it so my feet would not be so dry with cracked heels.

(Participant 12)

#### 3.3.2 | Desire to stay socially active

Participants in this study wanted to take care more of their feet and worried that if something happened to their feet they would not be able to continue engaging in their social activities. Diabetic patients in Indonesia join the Prolanis, a programme created by the government to improve the health of people managing chronic diseases. Patients meet one another at Prolanis events to share their experiences regarding their disease and its complications:

I like to go to Prolanis events because the other patients support me. We talk and laugh together. I want to take care of my health better because if I get a foot ulcer it will be difficult for me to go to Prolanis.

(Participant 13)

### 3.4 | Religious practice

This theme is comprised of two subthemes, namely foot washing as part of religious practice and intention to feel clean before praying.

#### 3.4.1 | Foot washing as part of religious practice

Participants described that although they do not understand how to perform foot care practices properly, they do wash their feet every day since they have to perform ablution before praying:

We do sholat (praying) five times a day. Before we do sholat I perform ablution which includes washing my feet.

(Participant 21)

#### 3.4.2 | Intention to feel clean before praying

Most Indonesian people are Muslims. Participants said that before they pray, they have to make sure that their bodies, including their feet are clean. The intention to feel clean makes them want to take care of their feet:

If I take good care of my feet, I feel clean. We need to be clean before we pray.

(Participant 15)

## 4 | DISCUSSION

Our study is the first to explore the barriers and facilitators of foot care practice in patients with T2DM in Indonesia. The HBM framework was used to understand why foot care behaviour in Indonesia is poor. Four themes emerged from this study. The themes were *personal barriers*, *environmental barriers*, *perceived foot health benefits* and *religious practices*. Through our findings, we found that there are two main barriers (*personal barriers* and *environmental barriers*) and two main facilitators (*perceived foot health benefit* and *religious practice*). *Personal barriers* included low susceptibility of developing foot ulcer, limited knowledge about foot care, fatalistic practices, financial problems, glucose control taking priority over foot care, lack of motivation, lack of confidence and fear of being labelled. *Environmental barriers* included lack of knowledge and time of health provider, lack of family support and climate conditions. *Perceived foot health benefits* included intention to feel better and desire to stay socially active. *Religious practice* included foot washing as part of religious practice and intention to feel clean before praying.

In this study, most participants, including those with a history of foot ulcers, perceived themselves as being unlikely to get foot ulcers. The data show that even participants at high risk of getting foot ulcers did not realize they are at risk. This might be partially



due to a lack of knowledge. Another factor might be cultural in that Indonesian people tend to believe that as long as they are able to continue their daily activities, they are healthy. Furthermore, Indonesian people tend not to take any preventative actions unless they are seriously ill (Dewi et al., 2010; Fles et al., 2017). In this study, all participants, whether or not they had history of foot ulcers, were able to conduct their daily activities without hindrance. This may be why they believe they are not at risk of developing foot ulcers.

We found that almost none of the participants knew how to perform foot care. An educational programme is needed to teach diabetic patients about the importance of foot care and how to perform it. Patients should also be informed that some of the information they have received is untrue. For example, participants in our study believed wearing bumpy acupressure sandals can improve foot health. Patients therefore need to be educated that such behaviour can cause pressure points on the sole of the feet, which may lead to the formation of calluses, friction and, ultimately, foot ulcers. A previous study that followed diabetic patients for 30 months showed that high-pressure points on the plantar areas of the feet resulted in ulceration (Veves et al., 1992). Without proper education, this fatalistic practice will continue.

Our findings show that the lack of knowledge not only occurs in patients, but also in health providers. Based on the findings of this study, an educational programme for health providers is needed to improve physician and nurse knowledge regarding foot assessment and foot care. Previous studies have shown that educating nurses about foot assessments, foot complications and foot care significantly improves their knowledge and reduced dry skin, corns and calluses, as well as foot oedemas in their diabetic patients (Pataky et al., 2007; Stolt et al., 2011). Another study revealed that intensive education for nurses helps decrease the incidence of foot ulcers and the rate of amputation in diabetic patients (Ren et al., 2014).

Our findings show that participants in this study tended to prioritize strict diet management and believed other diabetes management practices to be unimportant. While it is true that managing blood glucose levels through diet is essential for diabetic patients, patients also need to understand that foot care is an important way of reducing foot problems (Pavicic & Kortling, 2006; Yokota et al., 2019). If patients have the perception that T2DM management is all about blood glucose, their motivation for performing foot care practices will be reduced. Patient points of view were confirmed by health providers in our study who told us that education for diabetic patients still focuses on diet management and that foot care practices are frequently overlooked. Our findings are in accordance with a previous study carried out in the Caribbean nation of Barbados which found that both patients and health providers tended to prioritize blood glucose management over foot care (Guell & Unwin, 2015).

In our study, participants described a lack of income as being a barrier to performing foot care practices. This supports the findings of several previous studies that found inadequate income to be one of barriers to performing foot care (D'Souza et al., 2016; Sayampanathan et al., 2017). In our study, financial barriers meant participants were unable to buy moisturizer for their feet. In

developing countries, many patients have low income and there is generally no health insurance to cover health expenses. Therefore, health providers need to educate their patients about affordable options.

In this study, participants reported a lack of support from their family members. These results correspond to those from a previous study which reported patients had a lack family support when it came to performing foot care (Sayampanathan et al., 2017). Because patients with DM need to manage their disease every day, family support is very important. A lack of family support can inhibit foot care practices, as reported by previous studies (Kim & Han, 2020; Sari et al., 2020). Patients need both instrumental support and emotional support from their family. Instrumental support can be given by assisting patients to perform foot care or providing patients with diabetes-related foot care information (Gale et al., 2008). Emotional support may include motivating patients to perform self-care practices (Ahmed & Yeasmeen, 2016). After discussion with families and healthcare providers, we found that inadequate family support is mainly due to family members not understanding the importance of foot care or knowing how to perform it. From these findings, we can see that family involvement is important, and, therefore, family members should be taught about foot care and encouraged to support their family members to perform it regularly.

Another barrier is *environmental conditions*. Almost all participants in this study are accustomed to being barefoot at home and using sandals to go outside. Such behaviours may increase the risk of getting ulcers since the feet are not protected from potential trauma. One study showed that being barefoot significantly increases the occurrence of foot ulcers in diabetic patients (Jayasinghe et al., 2007). The use of sandals outside is not recommended since sandals do not protect the dorsal part of the foot or areas between the toes and heel. Furthermore, a previous study showed that the use of sandals is related to the presence of foot fungal infections (Ungpakorn et al., 2004). The sandals most commonly used by Indonesian patients are thongs which have insertion points between the first and second metatarsal and two straps which extend towards either the medial or lateral heel (Yusuf et al., 2017). Based on the findings of a previous study, thongs do not distribute pressure across the plantar areas of the feet and therefore increase pressure in the plantar areas, leading to potential callus development (Yusuf et al., 2017). In-depth interviews showed that participants preferred to be barefoot inside the home and to use thongs outside due to Indonesia's hot climate. These findings are in accordance with those of a previous study which found that patients in hot countries prefer to use sandals than shoes (Al-Busaidi et al., 2020; Jayasinghe et al., 2007). Education is needed to make patients understand the importance of using footwear to protect their feet from potential trauma.

In addition to the barriers to foot care self-practice, this study also explored some facilitators. Knowledge of these facilitators gives us the opportunity to improve foot care behaviour in Indonesia. One of facilitators we found was *perceived foot health benefit*. Participants described being motivated to engage in foot care in order to be able to remain active in their social activities. This desire to have healthier



feet is one thing nurses can use to motivate their patients to take better care of their feet. In this study, all participants understood that if they suffered foot problems, they may not be able to remain active in their social activities. The monthly Prolanis meetings were particularly important to participants. Previous studies have shown that Prolanis meetings provide biopsychosocial support, health information and individual empowerment to their members (Irawati et al., 2019). Nurses can use such opportunities to incorporate foot care education, improve foot care skills and provide support for their patients.

Another facilitator we found was *religious practice*. It has been suggested that local culture and ritual religious can be used as an approach to improve the healthcare behaviours of patients (Al-Busaidi et al., 2020). Most Indonesian people are Muslims (Soewondo et al., 2013), and Muslims tend to perform ablution, including washing the feet, five times a day. Such ritual foot washing involves cleaning the areas between the toes with the fingers. Nurses can encourage their patients to inspect their feet, looking out for complications at this time. This cleaning ritual may benefit patients. Considering that 24 out of 25 participants in this study had heel cracked or fissures, the foot washing may be reducing the risk of any dirt causing an infection in their feet.

Our study has important implications for foot care practices in Indonesia. First, there is an obvious need to establish a programme to educate diabetic patients about risk factors for foot ulcers, importance of foot care and how to perform it by themselves. Patients need to understand that managing their feet should be practised alongside diet control in order to prevent any complications due to their disease. Monthly Prolanis meetings could be good places for improving community awareness regarding the importance of foot care for diabetic patients. Because of the importance of family support, family members should be invited to education sessions. Second, there is a need for a programme to improve knowledge about foot care practices in healthcare providers. Many developing countries have a lack of specialists such as podiatrists; however, the number of wound care nurses in Indonesia is increasing. These wound care nurses can educate other healthcare providers about foot care practices and foot assessments.

Our study had limitations. Most participants in this study were Javanese. Therefore, we cannot generalize our findings to the rest of the population. However, because Javanese is the largest ethnic group in Indonesia, our participants are likely to better represent Indonesian culture as a whole than would other ethnic groups in Indonesia. Another limitation is that we included participants with and without foot ulcers. Those with a history of foot ulcers may have more knowledge regarding foot care practices than those without. However, our previous study showed that both patients with and without a history of foot ulcers had poor knowledge regarding foot care practices. Despite these limitations, this study has several strengths. It is the first study to investigate the barriers and facilitators of foot care practices in diabetic patients in Indonesia. Our findings can be used as a guide for healthcare providers to create better foot care education programmes, not only for patients, but

also for healthcare providers. There is a need for future studies to investigate the effects of such educational programmes on improving foot care practices. The fact that we gained a diverse perspective of the issue by including healthcare providers and patients' family members gave us more insight into the issue.

## 5 | CONCLUSION

This study is the first to investigate the barriers and facilitators of foot care practices in diabetic patients in Indonesia. Using a theoretical framework based on the HBM model, four themes emerged from data analysis. They were *personal barriers*, *environmental barriers*, *perceived foot health benefits* and *religious practices*. The subthemes of *personal barriers* were low susceptibility of developing foot ulcer, limited knowledge about foot care, fatalistic practices, financial problems, glucose control taking priority over foot care, lack of motivation, lack of confidence and fear of being labelled, while the subthemes of *environmental barriers* were lack of knowledge and time of health providers, lack of family support and climate conditions. The subthemes of *perceived health benefits* included intention to feel better and desire to stay socially active, while the subthemes of *religious practice* were foot washing as part of religious ritual and intention to be clean before praying. Our study provides new insight into the barriers and facilitators of foot care practices in Indonesia and has implications for anyone creating educational programmes to improve foot care knowledge and practice for healthcare providers, diabetic patients and their family members.

## ACKNOWLEDGEMENTS

The authors would like to thank Kementerian Pendidikan, Kebudayaan, Riset dan Teknologi for supporting this study.

## CONFLICT OF INTERESTS

All authors in this study declare there are no competing interests.

## AUTHOR CONTRIBUTIONS

YS conceived and designed the study and recruited, analysed and interviewed participants. SY, HR AS, and SR made substantial contributions to the conception and design of the study and analysed data. AS and AA recruited, analysed, and interviewed patients. All authors drafted the manuscript.

## DATA AVAILABILITY STATEMENT

The data sets used and/or analysed during the current study are available from the corresponding author on reasonable request.

## ORCID

Yunita Sari  <https://orcid.org/0000-0003-1047-4771>

## REFERENCES

- Aalaa, M., Malazy, O. T., Sanjari, M., Peimani, M., & Mohajeri-Tehrani, M. R. (2012). Nurses' role in diabetic foot prevention and care: A

- review. *Journal of Diabetes & Metabolic Disorders*, 11(1), 24. <https://doi.org/10.1186/2251-6581-11-24>
- Ahmed, Z., & Yeasmeen, F. (2016). Active family participation in diabetes self-care: A commentary. *Diabetes Management*, 6(5), 104–107.
- Al-Busaidi, I. S., Abdulhadi, N. N., & Coppell, K. J. (2020). Development and pilot testing of a diabetes foot care and complications questionnaire for adults with diabetes in Oman: The diabetic foot disease and foot care questionnaire. *Oman Medical Journal*, 35(4), e146. <https://doi.org/10.5001/omj.2020.65>
- Armstrong, D. G., & Lavery, L. A. (1998). Diabetic foot ulcers: Prevention, diagnosis and classification. *American Family Physician*, 57(6), 1325–1332, 1337–1338.
- Becker, M. H., & Maiman, L. A. (1975). Sociobehavioral determinants of compliance with health and medical care recommendations. *Medical Care*, 13(1), 10–24. <https://doi.org/10.1097/00005650-197501000-00002>
- Bonner, T., Foster, M., & Spears-Lanoix, E. (2016). Type 2 diabetes-related foot care knowledge and foot self-care practice interventions in the United States: A systematic review of the literature. *Diabetic Foot & Ankle*, 7, 29758. <https://doi.org/10.3402/dfa.v7.29758>
- Boulton, A. J. M. (2015). The diabetic foot. *Medicine (United Kingdom)*, 43(1), 33–37. <https://doi.org/10.1016/j.mpmed.2014.10.006>
- Cade, W. T. (2008). Diabetes-related microvascular and macrovascular diseases in the physical therapy setting. *Physical Therapy*, 88(11), 1322–1335. <https://doi.org/10.2522/ptj.20080008>
- Canavan, R. J., Unwin, N. C., Kelly, W. F., & Connolly, V. M. (2008). Diabetes- and nondiabetes-related lower extremity amputation incidence before and after the introduction of better organized diabetes foot care. *Diabetes Care*, 31(3), 459–463. <https://doi.org/10.2337/dc07-1159>
- Decroli, E., Karimi, J., Manaf, A., & Syahbuddin, S. (2008). Profil Ulkus Diabetik pada Penderita Rawat Inap di Bagian Penyakit Dalam RSUP Dr M. Djamil Padang. *Majalah Kedokteran Indonesia*, 58(1), 1–5.
- Dewi, F. T., Weinehall, L., & Öhman, A. (2010). 'Maintaining balance and harmony': Javanese perceptions of health and cardiovascular disease. *Global Health Action*, 3(1), 4660. <https://doi.org/10.3402/gha.v3i0.4660>
- D'Souza, M. S., Ruppert, S. D., Parahoo, K., Karkada, S. N., Amirtharaj, A., Jacob, D., Balachandran, S., & Al Salmi, N. M. D. (2016). Foot care behaviors among adults with type 2 diabetes. *Primary Care Diabetes*, 10(6), 442–451. <https://doi.org/10.1016/j.pcd.2016.04.002>
- Fles, R., Bos, A. C. R. K., Supriyati, Rachmawati, D., Waliyanti, E., Tan, I. B., Haryana, S. M., Schmidt, M. K., & Dewi, F. S. T. (2017). The role of Indonesian patients' health behaviors in delaying the diagnosis of nasopharyngeal carcinoma. *BMC Public Health*, 17(1), 510. <https://doi.org/10.1186/s12889-017-4429-y>
- Gale, L., Vedhara, K., Searle, A., Kemple, T., & Campbell, R. (2008). Patients' perspectives on foot complications in type 2 diabetes: A qualitative study. *The British Journal of General Practice: The Journal of the Royal College of General Practitioners*, 58(553), 555–563. <https://doi.org/10.3399/bjgp08X319657>
- Given, L. (2008). The SAGE encyclopedia of qualitative research methods. <https://doi.org/10.4135/9781412963909NV-0>
- Graneheim, U. H., & Lundman, B. (2004). Qualitative content analysis in nursing research: Concepts, procedures and measures to achieve trustworthiness. *Nurse Education Today*, 24(2), 105–112. <https://doi.org/10.1016/j.nedt.2003.10.001>
- Guell, C., & Unwin, N. (2015). Barriers to diabetic foot care in a developing country with a high incidence of diabetes related amputations: An exploratory qualitative interview study. *BMC Health Services Research*, 15(1), 377. <https://doi.org/10.1186/s12913-015-1043-5>
- Harding, J. L., Pavkov, M. E., Magliano, D. J., Shaw, J. E., & Gregg, E. W. (2019). Global trends in diabetes complications: A review of current evidence. *Diabetologia*, 62(1), 3–16. <https://doi.org/10.1007/s00125-018-4711-2>
- Hsieh, H.-F., & Shannon, S. E. (2005). Three approaches to qualitative content analysis. *Qualitative Health Research*, 15(9), 1277–1288. <https://doi.org/10.1177/1049732305276687>
- International Diabetes Federation (2019). *IDF diabetes atlas* (9th ed.). International Diabetes Federation.
- Irawati, Y. D., Sutomo, A. H., & Claramita, M. (2019). Benefits of Diabetes support group in chronic disease management program (Prolanis) in Puskesmas Jetis II, Bantul District: A case study. *Review of Primary Care Practice and Education (Kajian Praktik Dan Pendidikan Layanan Primer)*, 2(1), 8–14. <https://doi.org/10.22146/rpcpe.44465>
- Janz, N. K., & Becker, M. H. (1984). The health belief model: A decade later. *Health Education Quarterly*, 11(1), 1–47. <https://doi.org/10.1177/109019818401100101>
- Jayasinghe, S. A., Atukorala, I., Gunethilleke, B., Siriwardena, V., Herath, S. C., & De Abrew, K. (2007). Is walking barefoot a risk factor for diabetic foot disease in developing countries? *Rural and Remote Health*, 7(2), 692. <https://doi.org/10.22605/RRH692>
- Kim, E. J., & Han, K.-S. (2020). Factors related to self-care behaviours among patients with diabetic foot ulcers. *Journal of Clinical Nursing*, 29(9–10), 1712–1722. <https://doi.org/10.1111/jocn.15215>
- Lincoln, Y. S., & Guba, E. G. (1985). *Naturalistic inquiry*. SAGE Publications.
- McInnes, A., Jeffcoat, W., Vileikyte, L., Game, F., Lucas, K., Higson, N., Stuart, L., Church, A., Scanlan, J., & Anders, J. (2011). Foot care education in patients with diabetes at low risk of complications: A consensus statement. *Diabetic Medicine: A Journal of the British Diabetic Association*, 28(2), 162–167. <https://doi.org/10.1111/j.1464-5491.2010.03206.x>
- Monami, M., Zannoni, S., Gaia, M., Nreu, B., Marchionni, N., & Mannucci, E. (2015). Effects of a short educational program for the prevention of foot ulcers in high-risk patients: A randomized controlled trial. *International Journal of Endocrinology*, 2015, 615680. <https://doi.org/10.1155/2015/615680>
- Moulik, P. K., Mtonga, R., & Gill, G. V. (2003). Amputation and mortality in new-onset diabetic foot ulcers stratified by etiology. *Diabetes Care*, 26(2), 491–494. <https://doi.org/10.2337/diacare.26.2.491>
- Pataky, Z., Golay, A., Rieker, A., Grandjean, R., Schiesari, L., & Vuagnat, H. (2007). A first evaluation of an educational program for health care providers in a long-term care facility to prevent foot complications. *The International Journal of Lower Extremity Wounds*, 6(2), 69–75. <https://doi.org/10.1177/1534734607302238>
- Pavicic, T., & Korting, H. C. (2006). Xerosis and callus formation as a key to the diabetic foot syndrome: Dermatologic view of the problem and its management. *Journal Der Deutschen Dermatologischen Gesellschaft = Journal of the German Society of Dermatology: JDDG*, 4(11), 935–941. <https://doi.org/10.1111/j.1610-0387.2006.06123.x>
- Pemayun, T. G. D., & Naibaho, R. M. (2017). Clinical profile and outcome of diabetic foot ulcer, a view from tertiary care hospital in Semarang, Indonesia. *Diabetic Foot & Ankle*, 8(1), 1312974. <https://doi.org/10.1080/2000625X.2017.1312974>
- Peters, E. J. G., Armstrong, D. G., & Lavery, L. A. (2007). Risk factors for recurrent diabetic foot ulcers: Site matters. *Diabetes Care*, 30(8), 2077–2079. <https://doi.org/10.2337/dc07-0445>
- Ren, M., Yang, C., Lin, D. Z., Xiao, H. S., Mai, L. F., Guo, Y. C., & Yan, L. (2014). Effect of intensive nursing education on the prevention of diabetic foot ulceration among patients with high-risk diabetic foot: A follow-up analysis. *Diabetes Technology & Therapeutics*, 16(9), 576–581. <https://doi.org/10.1089/dia.2014.0004>
- Rosenstock, I. M. (1974). Historical origins of the health belief model. *Health Education Monographs*, 2(4), 328–335. <https://doi.org/10.1177/109019817400200403>
- Sari, Y., Upoyo, A. S., Isworo, A., Taufik, A., Sumeru, A., Anandari, D., & Sutrisna, E. (2020). Foot self-care behavior and its predictors in diabetic patients in Indonesia. *BMC Research Notes*, 13(1), 4–9. <https://doi.org/10.1186/s13104-020-4903-y>

- Sayampanathan, A. A., Cuttilan, A. N., & Pearce, C. J. (2017). Barriers and enablers to proper diabetic foot care amongst community dwellers in an Asian population: A qualitative study. *Annals of Translational Medicine*, 5(12), 254. <https://doi.org/10.21037/atm.2017.04.31>
- Soewondo, P., Ferrario, A., & Tahapary, D. L. (2013). Challenges in diabetes management in Indonesia: A literature review. *Globalization and Health*, 9, 63. <https://doi.org/10.1186/1744-8603-9-63>
- Stolt, M., Routasalo, P., Suhonen, R., & Leino-Kilpi, H. (2011). Effect of an educational intervention on nurses' knowledge of foot care and on the foot health of older residents. *Journal of the American Podiatric Medical Association*, 101(2), 159–166. <https://doi.org/10.7547/1010159>
- Ungpakorn, R., Lohapathan, S., & Reangchainam, S. (2004). Prevalence of foot diseases in outpatients attending the Institute of Dermatology, Bangkok. *Thailand. Clinical and Experimental Dermatology*, 29(1), 87–90. <https://doi.org/10.1111/j.1365-2230.2004.01446.x>
- van Houtum, W. H. (2012). Barriers to implementing foot care. *Diabetes/ Metabolism Research and Reviews*, 28(Suppl 1), 112–115. <https://doi.org/10.1002/dmrr.2238>
- Veves, A., Murray, H. J., Young, M. J., & Boulton, A. J. (1992). The risk of foot ulceration in diabetic patients with high foot pressure: A prospective study. *Diabetologia*, 35(7), 660–663. <https://doi.org/10.1007/BF00400259>
- Vileikyte, L. (2001). Diabetic foot ulcers: A quality of life issue. *Diabetes/ Metabolism Research and Reviews*, 17(4), 246–249. <https://doi.org/10.1002/dmrr.216>
- Winkley, K., Stahl, D., Chalder, T., Edmonds, M. E., & Ismail, K. (2007). Risk factors associated with adverse outcomes in a population-based prospective cohort study of people with their first diabetic foot ulcer. *Journal of Diabetes and Its Complications*, 21(6), 341–349. <https://doi.org/10.1016/j.jdiacomp.2007.09.004>
- Wukich, D. K., Raspovic, K. M., & Suder, N. C. (2017). Patients with diabetic foot disease fear major lower-extremity amputation more than death. *Foot & Ankle Specialist*, 11(1), 17–21. <https://doi.org/10.1177/1938640017694722>
- Yokota, K., Hayashi, Y., Kurata, J., & Fujita, A. (2019). Effectiveness of a self-foot-care educational program for prevention of diabetic foot disease. *Health*, 11(01), 9–19. <https://doi.org/10.4236/health.2019.111002>
- Yusuf, S., Okuwa, M., Irwan, M., Rassa, S., Laitung, B., Thalib, A., Kasim, S., Sanada, H., Nakatani, T., & Sugama, J. (2016). Prevalence and risk factor of diabetic foot ulcers in a regional hospital, Eastern Indonesia. *Open Journal of Nursing*, 6, 1–10. <https://doi.org/10.4236/ojn.2016.61001>
- Yusuf, S., Okuwa, M., Rassa, S., Laitung, B., Kasim, S., Irwan, M., & Sugama, J. (2017). Relationship between sandals and diabetic foot ulcers in an outpatient clinic in Indonesia. *The Diabetic Foot Journal*, 20(2), 83–88.
- Zhang, P., Lu, J., Jing, Y., Tang, S., Zhu, D., & Bi, Y. (2017). Global epidemiology of diabetic foot ulceration: A systematic review and meta-analysis. *Annals of Medicine*, 49(2), 106–116. <https://doi.org/10.1080/07853890.2016.1231932>

**How to cite this article:** Sari, Y., Yusuf, S., Haryanto, H., Sumeru, A., & Saryono, S. (2021). The barriers and facilitators of foot care practices in diabetic patients in Indonesia: A qualitative study. *Nursing Open*, 00, 1–11. <https://doi.org/10.1002/nop2.993>

onlinelibrary.wiley.com/page/journal/20541058/homepage/productinformation.html

Wiley Online Library

NursingOpen

Open Access

HOME ABOUT CONTRIBUTE BROWSE

Overview

**Aims and Scope**

*Nursing Open* is a peer reviewed open access journal that welcomes articles on all aspects of nursing and midwifery practice, research, education and policy. We aim to publish articles that contribute to the art and science of nursing and which have a positive impact on health either locally, nationally, regionally or globally. As such the following qualities are essential in any article published by the journal: scientific credibility and rigour, and coherence and clarity in the writing. Contributions do not need to be novel as confirmatory and replication studies will be considered, however the article must present new findings, which could include the reporting of negative findings.

**Open Access and Copyright**

All articles published by *Nursing Open* are fully open access: freely available to read, download and

Submit an Article

Get content alerts

More from this journal

- Supporter Journals
- Video Abstract Gallery

Trending Articles

onlinelibrary.wiley.com/page/journal/20541058/homepage/productinformation.html

HOME ABOUT CONTRIBUTE BROWSE

**Aims and Scope**

*Nursing Open* is a peer reviewed open access journal that welcomes articles on all aspects of nursing and midwifery practice, research, education and policy. We aim to publish articles that contribute to the art and science of nursing and which have a positive impact on health either locally, nationally, regionally or globally. As such the following qualities are essential in any article published by the journal: scientific credibility and rigour, and coherence and clarity in the writing. Contributions do not need to be novel as confirmatory and replication studies will be considered, however the article must present new findings, which could include the reporting of negative findings.

**Open Access and Copyright**

All articles published by *Nursing Open* are fully open access: freely available to read, download and share upon publication. All *Nursing Open* articles are published under the terms of the [Creative Commons Attribution \(CC-BY\) License](#) which permits use, distribution and reproduction in any medium, provided the original work is properly cited.

Copyright on any research article published by *Nursing Open* is retained by the author(s). Authors grant Wiley a license to publish the article and identify itself as the original publisher. Authors also grant any third party the right to use the article freely as long as its integrity is maintained and its original authors, citation details and publisher are identified. Further information can be found on our [open access license and copyright page](#).

**Direct submissions**

*Nursing Open* welcomes direct submissions of manuscripts from authors. You can submit your manuscript directly at <http://mc.manuscriptcentral.com/nursingopen>

**Referred papers**


Get content alerts

More from this journal

- Supporter Journals
- Video Abstract Gallery

Trending Articles

Click here to view the latest trending articles from *Nursing Open*.



onlinelibrary.wiley.com/page/journal/20541058/homepage/productinformation.html

The extension upgrade requires additional permissions. Go to the extensions manager to accept the upgrade. [Go to Extensions](#)


HOME ABOUT CONtribute BROWSE

- Before acceptance, the Editor carries out a further assessment of the paper and makes the final decision.
- Members of the editorial board lend insight, advice and guidance to the Editor and Associate Editors generally and may assist in decision making on specific submissions.
- The editorial assistant provides administrative support to ensure *Nursing Open* maintains the integrity of peer review and delivers rapid and efficient publication to authors and reviewers.

### Abstracting and Indexing Information

- EMCare (Elsevier)
- Hospital Premium Collection (ProQuest)
- MEDLINE/PubMed (NLM)
- Nursing & Allied Health Database (ProQuest)
- ProQuest Central (ProQuest)
- PubMed via PMC deposit (NLM)
- Science Citation Index Expanded (Clarivate Analytics)
- SCOPUS (Elsevier)
- Social Sciences Citation Index (Clarivate Analytics)
- Web of Science (Clarivate Analytics)

(@EmoryNursing) @NicoleRCA (@DukeU) [ow.ly/M6aE50KzMJq](#) @Wiley\_Nursing



9

**AWHONN** CAREER CENTER  
PROMOTING THE HEALTH OF WOMEN AND NEWBORNS

Director - Women's Services,  
Houston, Texas  
Employer: Memorial Herman  
Legal Nurse Consultant

Children's  
MEMORIAL  
HOSPITAL

12:23 PM  
10/6/2022

Working off-campus? Learn about our [remote access options](#)

Wiley Online Library

Search



Login / Register

# NursingOpen

Open Access

Edited By: Editor-in-Chief Dr. Diana Baptiste – DNP, MSN, RN, CNE, FAAN, John Hopkins University, School of Nursing, Maryland, USA

Impact factor: 1.762

2020 Journal Citation Reports (Clarivate Analytics): 70/124 (Nursing) 68/122 (Nursing (Social Science))

Online ISSN: 2054-1058

© John Wiley & Sons, Inc.



LATEST ISSUE >

Volume 9, Issue 3  
May 2022

HOME

ABOUT ▾

CONTRIBUTE ▾

BROWSE ▾



WILEY

INANE and  
*Nurse Author & Editor*

Virtual Journal 2021

Read Now



📄 Submit an Article

🔔 Get content alerts

More from this journal

- [Supporter Journals](#)
- [Video Abstract Gallery](#)

Activate Windows

Go to Settings to activate Windows.



## Editorial Board

### Editor-in-Chief



**Dr. Diana Baptiste, DNP, MSN, RN, CNE, FAAN**

John Hopkins University,  
School of Nursing, Maryland,  
USA  
[Bio](#)

### Associate Editors



**Dr. Ken Hok Man HO, PhD., MSc, BN, RN**

Assistant Professor,  
The Netherlands School of  
Nursing,  
Faculty of Medicine,  
The Chinese University of Hong  
Kong, ,  
Hong Kong,  
Bio,  
[@KenHo\\_Academic](#)



**Dr. Amanda Lee PhD, MSC(NP), BSC (Midwifery) DipEd, RGN, NP, FHEA**

Faculty of Health Sciences,  
University of Hull,  
Hull,  
UK



**Prof. Alvise Palese PhD, MNS, BNS, RN**

Professor in Nursing Science,  
Department of Medical  
Sciences,  
Udine University,  
Udine,  
Italy,  
Bio



**Prof. Dr. Patrick Palmieri DHSc, EdS, PGDip(OXON), MBA, MSN, RN, FAAN**

South American Center for  
Qualitative Research,  
Universidad Norbert Wiener,  
Lima,  
Peru



**Prof. Mari Carmen Portillo PhD, MSc, BSc, RN, FEANS**

Health Sciences,  
University of Southampton,  
Southampton,  
UK



**A/Prof Lucie Ramjan RN, BN(Hons), PhD, MACN**

School of Nursing and  
Midwifery,  
Western Sydney University,  
Penrith, NSW,  
Australia,  
Bio,  
[@LucieRamjan](#)



**Dr. Tiffany N. Ricks PhD, RN**

Research Scientist,  
Ascension Seton,  
Austin, TX,  
USA,  
Bio

## Special Editors for Journal of Advanced Nursing, Journal of Clinical Nursing, and Nursing Open


### Professional Development Editor



**Dr. Karen Morin, PhD, RN, ANEF, FAAN**

Professor Emerita,  
University of Wisconsin-  
Milwaukee,  
College of Nursing,  
USA,  
Bio,  
[@KarenHMorin1](#)


### Social Media Editor



**Dr. Leslie Gelling, PhD, MA, BSc(Hons), PGCert, RN, FHEA, FRSA**

Principal Academic in Adult  
Nursing,  
Department of Nursing  
Science,  
Bournemouth University,  
UK,  
Bio,  
[@Leslie\\_Gelling](#)

### Statistical Editor



**Dr. Kay Penny, BSc (Hons), PhD, SFHEA**

Teaching Fellow,  
Institute of Applied Health  
Sciences,  
University of Aberdeen,  
UK,  
Bio

### Associate Statistical Editor



**Prof. Irene Hueter**

Adjunct Professor,  
Department of Statistics,  
Columbia University,  
New York, NY,  
USA,  
Bio

### Quantitative Intervention Evaluation Editor



**Prof. Jane Noyes, FAAN**

Professor of Health and Social  
Services Research and Child  
Health,  
School of Social Sciences,  
Bangor University,  
UK,

[Submit an Article](#)

[Get content alerts](#)


More from this journal

Supporter Journals  
Video Abstract Gallery



## Trending Articles

[Click here](#) to view the latest trending articles from *Nursing Open*.



## Tweets by @NursingOpen

**Nursing Open**  
@NursingOpen

How do competencies differ between Clinical Research Nurses?  
Beatrice Backman Lönn, Senada Hajdarevic, Åsa Hörnsten, Johan Stryke  
(all @UmeaUniversity) & Nidas Olofsson (@MidSwedenUni)  
[jow.ly/u35950jpWh@Wiley\\_Nursing](#)  
[#ClinicalResearchNurses#ResearchCompetencies](#)

Received 20 June 2022 | Revised 27 November 2022 | Accepted 4 May 2023  
DOI: 10.1002/nur2.1240

**RESEARCH ARTICLE**

**Clarifying the role of clinical research nurses working in Sweden, using the Clinical Trial Nursing Questionnaire – Swedish version**

Beatrice Backman Lönn<sup>1,2</sup> | Senada Hajdarevic<sup>2</sup> | Nidas Olofsson<sup>3</sup> | Åsa Hörnsten<sup>4</sup> | Johan Stryke<sup>5</sup>

<sup>1</sup>Department of Nursing, Umeå University; <sup>2</sup>Department of Nursing, Umeå University; <sup>3</sup>Department of Nursing, Umeå University; <sup>4</sup>Department of Nursing, Umeå University; <sup>5</sup>Department of Nursing, Umeå University

Jun 6, 2022

[Embed](#) [View on Twitter](#)

**AWHONN** PROMOTING THE HEALTH OF WOMEN AND NEWBORNS

**CARE CENT**

**Registered Nurse, RN**  
Washington D.C.  
Employer: The George

**OB/GYN Nurse Manager**  
Lowell, Massachusetts  
Employer: Lowell Community

**Perinatal Clinical Educator**  
San Luis Obispo, California  
Employer: Sierra Vista Regional

**Certified Nurse Midwife**  
Providence, Rhode Island  
Employer: Care New England Health System



## Editorial Board

**Dr. Melissa Batchelor-Murphy – Ph.D., RN-BC, FNP-BC, FGSA, FAAN**

*Associate Professor  
School of Nursing  
Duke University  
North Carolina, USA*

**Dr. Ho Yu Cheng - PhD, PgD, BN, RN, FHKAN**

*Assistant Professor  
The Nethersole School of Nursing  
Faculty of Medicine  
The Chinese University of Hong Kong*

**Dr. Yumi Chiba – Ph.D., MA, BA**

*Yokohama City University  
Yokohama, Japan*

**Dr. Yuen Yu Chong – Ph.D., MSc (EPB), MNurs, BNurs, RN**

*Assistant Professor  
The Nethersole School of Nursing  
Faculty of Medicine  
The Chinese University of Hong Kong, Hong Kong*

**Dr. Jonas Cruz – PhD, MAN, BSN, RN**

*College of Applied Medical Sciences  
Nursing Department  
Shaqra University  
Dwadmi, Saudi Arabia*

**Dr. Olivia Fung – MSc**

*Hong Kong Polytechnic University  
Kowloon, HK, China*

**Dr. Paul Galdas – Ph.D., BSc, PGcert**

*Health Professional Education  
University of York  
Heslington, York, UK*

**Professor Amanda Henderson –**

*Professor and Nursing Director  
Central Queensland University  
Norman Gardens, Queensland, Australia*

**Dr. Grace Ho – Ph.D., MBA, BA**

*The Hong Kong Polytechnic University  
Hung Hom, Hong Kong*

**Dr. Lynn Kilbride – PhD, MSc, BA**

*Health Sciences Office  
School of Health Sciences  
University of Dundee  
Dundee, Scotland, UK*

**Dr. Catherine McCabe –**

*Associate Professor  
School of Nursing & Midwifery  
Trinity College Dublin  
Dublin, Ireland*

**Dr. Paula Milone-Nuzzo – PhD, RN, FHHc, FAAN**

*President and John Hilton Knowles Professor  
Office of the President  
Sixth President of the MGH Institute of Health Professions  
Boston, Massachusetts, USA*

**Dr. Noemi van Nie-Visser – PhD**

*Maastricht University  
Maastricht, The Netherlands*

**Dr. Zena Moore – PhD, FFMRCsI, MSc, PG**

*Professor/ Head of School of Nursing  
School Of Nursing And Midwifery  
Royal College of Surgeons in Ireland  
Dublin, Ireland*

**Dr. Dildar Muhammed – Ph.D., RN, BScN**

*Assistant Professor Nursing  
Khyber Medical University  
Pakhtunkhwa, Pakistan*

**Dr. Kath Peters – Ph.D., BNurs**

*Associate Dean, International and Engagement  
Dean's Unit - School of Nursing and Midwifery  
Associate Professor  
School of Nursing and Midwifery  
University of Western Sydney  
Sydney, Australia*

**Dr. Minna Stolt – PhD**

*Adjunct Professor, Nursing Science  
University Lecturer, Nursing Science  
PhD, Docent, University Lecturer, Podiatrist, FEANS  
Department of Nursing Science  
University of Turku  
Turku, Finland*

**Christina Sung –**  
*Associate Professor*  
*Tzu-Chi Buddhist College of Technology*  
*Hualien, Taiwan*

**Dr. Zeng-jie Ye – PhD, RN**  
*Xinglin Scholar of Nursing (Professor)*  
*School of Nursing*  
*Guangzhou University of Chinese Medicine*  
*Guangzhou, China*

**Dr. Amy Zang – PhD, BMed, MMed, RN**  
*Professor and Deputy Dean (Nursing)*  
*School of Nursing*  
*Shandong University*  
*Executive Director for WHO Collaborating Center for Nursing Care*  
*Shandong, China*

## Early-Career Researcher Editorial Board

Nursing Open is honoured to have a board of up-and-coming Nursing Researchers, who dedicate their time to peer-reviewing for Nursing Open, gaining Editorial experience along the way.

**Dr. Maryam Alaradi – PhD, NNP-BC, RN**  
*Lecturer - Royal College of Surgeons in Ireland Medical University of Bahrain*  
*School of Nursing and Midwifery*  
*Assistant Professor - University of Louisville*  
*University of Bahrain*  
*Zallaq, Bahrain*

**Dr. Daphne Cheung – PhD, MSc, BN, RN**  
*Research Assistant Professor*  
*School of Nursing*  
*The Hong Kong Polytechnic University*  
*Kowloon, Hong Kong*

**Dr. Roxana Chicas – PhD, RN**  
*Postdoctoral Researcher at Nell Hodgson*  
*Woodruff School of Nursing*  
*Emory University*  
*Georgia, USA*

**Salma Rehman – PhD**  
*Department of Health and Social Care*  
*Hull University*  
*Sheffield, UK*

**Dr. Natalia Sak-Dankosky – RN PhD**  
*Assistant Professor*  
*Department of Clinical Nursing*  
*Medical University of Warsaw*  
*Researcher*  
*Department of Nursing Science*  
*University of Eastern Finland*  
*Warsaw, Poland*

**Monika Shrestha – MPH, PhD**  
*School of Nursing and Midwifery*  
*La Trobe University*  
*Melbourne, Australia*

**Dr. Gulcan Taskiran Eskici – PhD**  
*Faculty of Health Sciences/ Nursing*  
*Ondokuz Mayıs University*  
*Atakum/Samsun, Turkey*

## Associate Managing Editor

Lara Wysong  
email: [nursingopen@wiley.com](mailto:nursingopen@wiley.com)

About Wiley Online Library

Privacy Policy

Terms of Use

About Cookies

Manage Cookies

Accessibility

Wiley Research DE&I Statement and  
Publishing Policies

Help & Support

Contact Us

Training and Support

DMCA & Reporting Piracy

Opportunities

Subscription Agents

Advertisers & Corporate Partners

Connect with Wiley


The Wiley Network

Wiley Press Room

# Nursing Open

COUNTRY

[United States](#)

 Universities and research institutions in United States

SUBJECT AREA AND CATEGORY

[Nursing](#)  
[Nursing \(miscellaneous\)](#)

PUBLISHER

[Wiley-Blackwell Publishing Ltd](#)

H-INDEX

18

PUBLICATION TYPE

[Journals](#)

ISSN

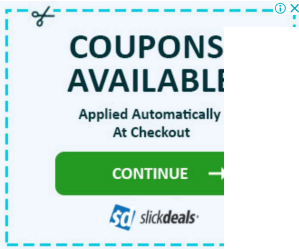
20541058

COVERAGE

2014-2021

INFORMATION

[Homepage](#)  
[How to publish in this journal](#)



SCOPE

Nursing Open is a peer reviewed open access journal that welcomes articles on all aspects of nursing and midwifery practice, research, education and policy. We aim to publish articles that contribute to the art and science of nursing and which have a positive impact on health either locally, nationally, regionally or globally. As such the following qualities are essential in any article published by the journal: scientific credibility and rigour, and coherence and clarity in the writing. Contributions do not need to be novel as confirmatory and replication studies will be considered, however the article must present new findings, which could include the reporting of negative findings.

 Join the conversation about this journal



## Grow Your Audience

Connect with viewers on multiple platforms. Easily create a live stream today.

[streamyard.com](#)



## Grow Your Audience

Connect with viewers on multiple platforms. Easily create a live stream show today.

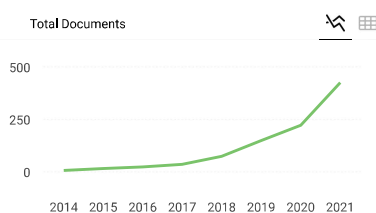
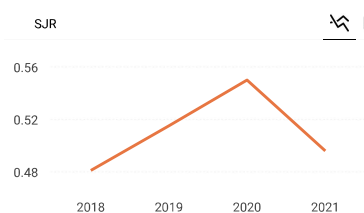
streamyard.com

0

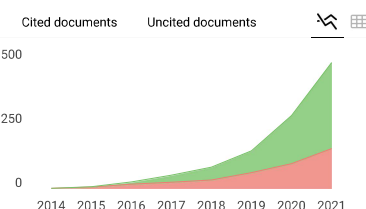
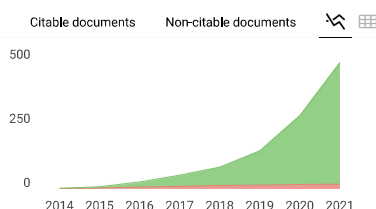
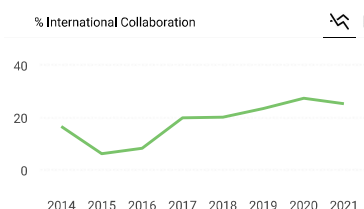
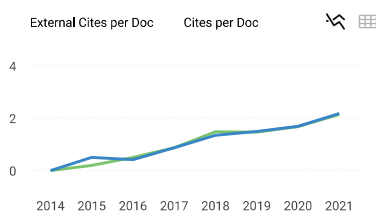
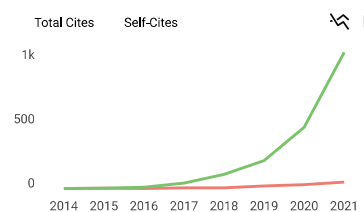
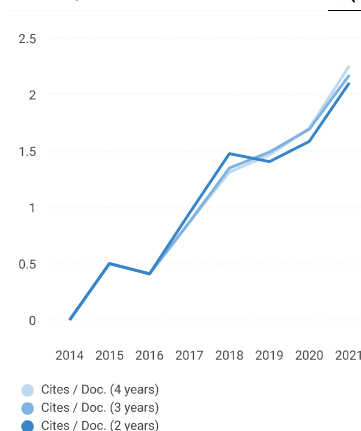
### FIND SIMILAR JOURNALS ?

options

1 <b>Journal of Clinical Nursing</b> GBR <b>88%</b> similarity	2 <b>Journal of Advanced Nursing</b> GBR <b>86%</b> similarity	3 <b>Scandinavian Journal of Caring Sciences</b> GBR <b>81%</b> similarity	4 <b>BMC Nursing</b> GBR <b>81%</b> similarity	5 <b>International Journal of Nursing Practice</b> USA <b>73%</b> similarity
--	--	--	--	--



**Citations per document**



**Nursing Open**

**Q2** Nursing (miscellaneous)

best quartile

**SJR 2021**

**0.5**

powered by scimagojr.com


← Show this widget in your own website

Just copy the code below and paste within your html code:

<a href="https://www.scimag

### SCImago Graphica

Explore, visually communicate and make sense of data with our [new data visualization tool](#).



Metrics based on Scopus® data as of April 2022

Please .I would like to now how many price of publish in this journal

thanks

Nasir M.Younis  
Assist.Prof.CHN.  
College of Nursing  
University of Mosul.Iraq

reply

S **Samah Fathy** 1 year ago

Hi  
I am a PhD researcher in psychiatric and mental health nursing  
I want to publish in the journal, but  
I want to know  
Is the journal indexed in Scopus?  
what the conditions of the journal?  
How long does the article take for accepting and publishing ?  
And how much does the article publish cost?



**Melanie Ortiz** 1 year ago

SCImago Team

Dear Samah,  
Thank you very much for your comment.  
All the metadata have been provided by Scopus /Elsevier in their last update sent to SCImago, including the Coverage's period data. The SJR for 2019 was released on 11 June 2020. We suggest you consult the Scopus database directly to see the current index status as SJR is a static image of Scopus, which is changing every day. For further information about this journal, please visit the journal's website or contact directly with the editorial staff.  
Best Regards, SCImago Team



**Melanie Ortiz** 2 years ago

SCImago Team

Dear Nasir,  
thank you for contacting us.  
Unfortunately, we cannot help you with your request, we suggest you visit the journal's homepage or contact the journal's editorial staff , so they could inform you more deeply.  
Best Regards, SCImago Team

A **Abeer Yahia Mahdy shalby** 3 years ago

Influence of Teaching Lectures on Improving Nurses' Knowledge and Patients Outcomes  
Regarding Gastrointestinal Symptoms or disorders during Receiving Dialysis

Can I publish in this journal and how many time expected for accepted and publish  
Because I need fasting publication

reply



**Melanie Ortiz** 2 years ago

SCImago Team

Dear Abeer,  
thank you for contacting us.  
Sorry to tell you that SCImago Journal & Country Rank is not a journal. SJR is a portal with scientometric indicators of journals indexed in Elsevier/Scopus.  
Unfortunately, we cannot help you with your request, we suggest you to visit the journal's homepage or contact the journal's editorial staff , so they could inform you more deeply.  
Best Regards, SCImago Team

**Leave a comment**

Name

Email

(will not be published)

☐ I'm not a robot

reCAPTCHA  
[Privacy](#) - [Terms](#)

Submit

The users of Scimago Journal & Country Rank have the possibility to dialogue through comments linked to a specific journal. The purpose is to have a forum in which general doubts about the processes of publication in the journal, experiences and other issues derived from the publication of papers are resolved. For topics on particular articles, maintain the dialogue through the usual channels with your editor.

---

Developed by:



Powered by:



Follow us on @ScimagoJR

Scimago Lab, Copyright 2007-2022. Data Source: Scopus®

EST MODUS IN REBUS  
Horatio (Satire 1.1, 106)

[Edit Cookie Consent](#)

---



# Source details

## Nursing Open

Open Access

Scopus coverage years: from 2014 to Present

Publisher: Wiley-Blackwell

E-ISSN: 2054-1058

Subject area: Nursing: General Nursing

Source type: Journal

CiteScore 2021

2.1

SJR 2021

0.496

SNIP 2021

0.980

[View all documents >](#)

[Set document alert](#)

[Save to source list](#) [Source Homepage](#)

[CiteScore](#) [CiteScore rank & trend](#) [Scopus content coverage](#)

### Improved CiteScore methodology

CiteScore 2021 counts the citations received in 2018-2021 to articles, reviews, conference papers, book chapters and data papers published in 2018-2021, and divides this by the number of publications published in 2018-2021. [Learn more >](#)

CiteScore 2021

2.1 =  $\frac{1,617 \text{ Citations 2018 - 2021}}{785 \text{ Documents 2018 - 2021}}$

Calculated on 05 May, 2022

CiteScoreTracker 2022

2.6 =  $\frac{2,516 \text{ Citations to date}}{951 \text{ Documents to date}}$

Last updated on 05 September, 2022 • Updated monthly

## CiteScore rank 2021

Category	Rank	Percentile
Nursing		
General Nursing	#43/123	65th

[View CiteScore methodology >](#) [CiteScore FAQ >](#) [Add CiteScore to your site](#)



## About Scopus

[What is Scopus](#)

[Content coverage](#)

[Scopus blog](#)

[Scopus API](#)

[Privacy matters](#)

## Language

[日本語版を表示する](#)

[查看简体中文版本](#)

[查看繁體中文版本](#)

[Просмотр версии на русском языке](#)

## Customer Service

[Help](#)

[Tutorials](#)

[Contact us](#)

---

**ELSEVIER**

[Terms and conditions](#) ↗ [Privacy policy](#) ↗

Copyright © [Elsevier B.V](#) ↗. All rights reserved. Scopus® is a registered trademark of Elsevier B.V.

We use cookies to help provide and enhance our service and tailor content. By continuing, you agree to the [use of cookies](#) ↗.

