

PEER REVIEW

LEMBAR
HASIL PENILAIAN SEJAWAT SEBIDANG ATAU PEER REVIEW
KARYA ILMIAH : JURNAL ILMIAH

Judul Jurnal Ilmiah (Artikel) : Short Communication : Populaton structure and habitat characteristics of Goniiothalamus macrophyllus in Bukit Pembarisan forest, West Java, Indonesia.

Penulis Jurnal Ilmiah *) : 1 Ilham Adhya (*nama pengusul dicetak tebal)
 2 Pudji Widodo.
 3 Cecep Kusmana P
 4 **Eming Suidiana**
 5 Imam Widhiono
 6 Toto Supartono.

Jumlah Penulis : 6

Status Penulis : Penulis Ke-4

Identitas Jurnal Ilmiah :

- a. Nama Jurnal : BIODIVERSITAS Journal of Biological Diversity
- b. Nomor ISSN : ISSN: P-1412-033x E-ISSN: 2085-4722
- c. Edisi/Volume, Nomor : Edisi Maret 2020/Vol. 21 Nomor : 3
- d. Penerbit : Department of Biology, FMNS, Universitas Sebelas
- e. DOI artikel : <https://doi.org/10.13057/biodiv/d210337>
- f. Alamat Web : <https://smujo.id/biodiv/article/view/5224>
- g. Terindeks di : SCOPUS, Q3, SJR : 0,27

Kategori Publikasi Jurnal Ilmiah : ☒ Jurnal Ilmiah Internasional /Internasional Bereputasi
 (beri v pada kategori yang tepat) ☐ Jurnal Ilmiah Nasional Terakreditasi
☐ Jurnal Nasional/Nasional terindeks di..... *

Hasil Penilaian Peer Review :

Komponen Yang Dinilai	Nilai Maksimal Jurnal Ilmiah			Nilai Akhir Yang Diperoleh
	Internasional/Internasional bereputasi	Nasional Terakreditasi	Nasional Terindeks *)	
	40			
a Kelengkapan unsur isi artikel (10%)	10 % X 40= 4			4.0
b Ruang lingkup dan kedalaman pembahasan (30%)	30 % X 40= 12			11.9
c Kecukupan dan kemutahiran data/informasi dan metodologi (30%)	30 % X 40= 12			11.6
d Kelengkapan unsur dan kualitas terbitan/jurnal (30%)	30 % X 40= 12			11.9
Total = (100%)	40			39.2
Nilai Pengusul (40 % x Total)/5	3.20			3.14
Catatan Penilaian artikel oleh Reviewer:				
1. Tentang kelengkapan dan kesesuaian unsur	: Lengkap dan sesuai			
2. Tentang ruang lingkup dan kedalaman pembahasan	: Sangat baik & pembahasan cukup mendalam			
3. Kecukupan dan kemutahiran data serta metodologi	: Mutahir			
4. Kelengkapan unsur kualitas penerbit	: Lengkap			
5. Indikasi plagiasi	: Tidak ada			
6. Kesesuaian bidang ilmu	: Sesuai			

Purwokerto,

*) Wajib diisi

Reviewer 1



Dr. Dwi Nugroho Wibowo, M.S.
 NIP. 196111251986011001
 Jabatan/Gol. : Lektor Kepala/(Gol. IV/c)
 Bidang Ilmu : Ekologi
 Unit Kerja : Fakultas Biologi Unsoed

Reviewer 2



Drs. Edy Yani, M.S.
 NIP. 195811301984031001
 Jabatan/Gol. : Lektor Kepala/(Gol. IV/c)
 Bidang Ilmu : Ekologi Tumbuhan
 Unit Kerja : Fakultas Biologi Unsoed

A2

LEMBAR
HASIL PENILAIAN SEJAWAT SEBIDANG ATAU PEER REVIEW
KARYA ILMIAH : JURNAL ILMIAH

Judul Jurnal Ilmiah (Artikel) : Short Communication : Populaton structure and habitat characteristics of Goniothalamus macrophyllus in Bukit Pembarisan forest, West Java, Indonesia.

Penulis Jurnal Ilmiah *) : 1 Ilham Adhya (*nama pengusul dicetak tebal)
 2 Pudji Widodo.
 3 Cecep Kusmana P
 4 **Eming Sudiana**
 5 Imam Widhiono
 6 Toto Supartono.

Jumlah Penulis : 6

Status Penulis : Penulis Ke-4

Identitas Jurnal Ilmiah :

a. Nama Jurnal : BIODIVERSITAS Journal of Biological Diversity
 b. Nomor ISSN : ISSN: P-1412-033x E-ISSN: 2085-4722
 c. Edisi/Volume, Nomor : Edisi Maret 2020/Vol. 21 Nomor : 3
 d. Penerbit : Department of Biology, FMNS, Universitas Sebelas Maret Surakarta
 e. DOI artikel : <https://doi.org/10.13057/biodiv/d210337>
 f. Alamat Web : <https://smujo.id/biodiv/article/view/5224>
 g. Terindeks di : SCOPUS, Q3, SJR : 0,27

Kategori Publikasi Jurnal Ilmiah : ☒ Jurnal Ilmiah Internasional /Internasional Bereputasi
 (beri v pada kategori yang tepat) ☐ Jurnal Ilmiah Nasional Terakreditasi
☐ Jurnal Nasional/Nasional terindeks di..... *

Hasil Penilaian Peer Review :

Komponen Yang Dinilai	Nilai Maksimal Jurnal Ilmiah			Nilai Akhir Yang Diperoleh
	Internasional/ Internasional bereputasi 40	Nasional Terakreditasi	Nasional *)	
a Kelengkapan unsur isi artikel (10%)	10 % X 40= 4			3,0
b Ruang lingkup dan kedalaman pembahasan (30%)	30 % X40= 12			11,7
c Kecukupan dan kemutahiran data/informasi dan metodologi (30%)	30 % X40= 12			11,7
d Kelengkapan unsur dan kualitas terbitan/jurnal (30%)	30 % X40= 12			11,7
Total = (100%)	40			39
Nilai Pengusul (40 % x Total)/5	3.20			3,12

Catatan Penilaian artikel oleh Reviewer:

1. Tentang kelengkapan dan kesesuaian unsur : LENGKAP & SESUAI
2. Tentang ruang lingkup dan kedalaman pembahasan : BANYAK DAN PEMBAHASAN CUKUP DALAM
3. Kecukupan dan kemutahiran data serta metodologi : CUKUP MUTAKHIR
4. Kelengkapan unsur kualitas penerbit : LENGKAP
5. Indikasi plagiasi : TIDAK ADA
6. Kesesuaian bidang ilmu : SESUAI

Purwokerto, 12 Okt 2020*) wajib diisi

Reviewer 1



Dr. Dwi Nugroho Wibowo, M.S.
 NIP. 196111251986011001
 Jabatan/Gol. : Lektor Kepala/(Gol. IV/c)
 Bidang Ilmu : Ekologi
 Unit Kerja : Fakultas Biologi Unsoed



Imam Widhiono M.Z, M.S.
 NIP. 195604201985031002
 Unit Kerja : Fakultas Biologi Unsoed

A3

LEMBAR
HASIL PENILAIAN SEJAWAT SEBIDANG ATAU PEER REVIEW
KARYA ILMIAH : JURNAL ILMIAH

Judul Jurnal Ilmiah (Artikel) : Short Communication : Populaton structure and habitat characteristics of Goniiothalamus macrophyllus in Bukit Pembarisan forest, West Java, Indonesia.

Penulis Jurnal Ilmiah *) : 1 Ilham Adhya (*nama pengusul dicetak tebal)
 2 Pudji Widodo.
 3 Cecep Kusmana P
 4 **Eming Sudiana**
 5 Imam Widhiono
 6 Toto Supartono.

Jumlah Penulis : 6

Status Penulis : Penulis Ke-4

Identitas Jurnal Ilmiah :

- a. Nama Jurnal : BIODIVERSITAS Journal of Biological Diversity
- b. Nomor ISSN : ISSN: P-1412-033x E-ISSN: 2085-4722
- c. Edisi/Volume, Nomor : Edisi Maret 2020/Vol. 21 Nomor : 3
- d. Penerbit : Department of Biology, FMNS, Universitas Sebelas Maret Surakarta
- e. DOI artikel : <https://doi.org/10.13057/biodiv/d210337>
- f. Alamat Web : <https://smujo.id/biodiv/article/view/5224>
- g. Terindeks di : SCOPUS, Q3, SJR : 0,27

Kategori Publikasi Jurnal Ilmiah : ☒ Jurnal Ilmiah Internasional /Internasional Bereputasi
 (beri v pada kategori yang tepat) ☐ Jurnal Ilmiah Nasional Terakreditasi
☐ Jurnal Nasional/Nasional terindeks di..... *

Hasil Penilaian Peer Review :

Komponen Yang Dinilai	Nilai Maksimal Jurnal Ilmiah			Nilai Akhir Yang Diperoleh
	Internasional/ Internasional bereputasi	Nasional Terakreditasi	Nasional *)	
	40			
a Kelengkapan unsur isi artikel (10%)	10 % X 40= 4			4
b Ruang lingkup dan kedalaman pembahasan (30%)	30 % X40= 12			12
c Kecukupan dan kemutahiran data/informasi dan metodologi (30%)	30 % X40= 12			11,9
d Kelengkapan unsur dan kualitas terbitan/jurnal (30%)	30 % X40= 12			12
Total = (100%)	40			39,9
Nilai Pengusul (40 % x Total)/5	3.20			3,19

Catatan Penilaian artikel oleh Reviewer:

1. Tentang kelengkapan dan kesesuaian unsur : lengkap & sesuai
2. Tentang ruang lingkup dan kedalaman pembahasan : sangat baik
3. Kecukupan dan kemutahiran data serta metodologi : mutakhir
4. Kelengkapan unsur kualitas penerbit : lengkap
5. Indikasi plagiasi : tidak ada
6. Kesesuaian bidang ilmu : sesuai

Purwokerto, 5 - 10 - 2020 *) wajib diisi

Reviewer 2



Drs. Edy Yani, M.S.
 NIP. 195811301984031001
 Jabatan/Gol. : Lektor Kepala/(Gol. IV/c)
 Bidang Ilmu : Ekologi Tumbuhan
 Unit Kerja : Fakultas Biologi Unsoed



Mengetahui :

Diketahui



Imam Widhiono M.Z., M.S.
 NIP. 195904201985031002
 Unit Kerja : Fakultas Biologi Unsoed

ARTIKEL

ISSN: 1412-033X
E-ISSN: 2085-4722

BIODIVERSITAS

Journal of Biological Diversity

Volume 21 - Number 3 - March 2020



BIODIVERSITAS

Journal of Biological Diversity
Volume 21 – Number 3 – March 2020

ISSN/E-ISSN:

1412-033X (printed edition), 2085-4722 (electronic)

EDITORIAL BOARD:

Abdel Fattah N.A. Rabou (Palestine), **Agnieszka B. Najda** (Poland), **Ajay Kumar Gautam** (India), **Alan J. Lymbery** (Australia), **Annisa** (Indonesia), **Bambang H. Saharjo** (Indonesia), **Daiane H. Nunes** (Brazil), **Darlina Md. Naim** (Malaysia), **Ghulam Hassan Dar** (India), **Hassan Pourbabaei** (Iran), **Joko R. Witono** (Indonesia), **Kartika Dewi** (Indonesia), **Katsuhiko Kondo** (Japan), **Kusumadewi Sri Yulita** (Indonesia), **Livia Wannorp** (Sweden), **M. Jayakara Bhandary** (India), **Mahdi Reyahi-Khoram** (Iran), **Mahendra K. Rai** (India), **Mahesh K. Adhikari** (Nepal), **Maria Panitsa** (Greece), **Mochamad A. Soendjoto** (Indonesia), **Mohib Shah** (Pakistan), **Mohamed M.M. Najim** (Srilanka), **Nurhasanah** (Indonesia), **Praptiwi** (Indonesia), **Rasool B. Tareen** (Pakistan), **Sayed Aliakbar Hedayati** (Iran), **Sayed Mehdi Talebi** (Iran), **Shahabuddin** (Indonesia), **Shahir Shamsir** (Malaysia), **Shri Kant Tripathi** (India), **Subhash C. Santra** (India), **Sugeng Budiharta** (Indonesia), **Sugiyarto** (Indonesia), **Taufiq Purna Nugraha** (Indonesia), **Yosep S. Mau** (Indonesia)

EDITOR-IN-CHIEF:

S u t a r n o

EDITORIAL MEMBERS:

English Editors: **Graham Eagleton** (grahameagleton@gmail.com), **Suranto** (surantouns@gmail.com); Technical Editor: **Solichatun** (solichatun_s@yahoo.com), **Artini Pangastuti** (pangastuti_tutut@yahoo.co.id); Distribution & Marketing: **Rita Rakhmawati** (oktia@yahoo.com); Webmaster: **Ari Pitoyo** (aripitoyo@yahoo.com)

MANAGING EDITORS:

Ahmad Dwi Setyawan (unsjournals@gmail.com)

PUBLISHER:

The Society for Indonesian Biodiversity

CO-PUBLISHER:

Department of Biology, Faculty of Mathematics and Natural Sciences, Sebelas Maret University, Surakarta

ADDRESS:

Jl. Ir. Sutami 36A Surakarta 57126. Tel. +62-271-7994097, Tel. & Fax.: +62-271-663375, email: editors@smujo.id

ONLINE:

biodiversitas.mipa.uns.ac.id; smujo.id/biodiv

.....



**Society for Indonesia
Biodiversity**



**Sebelas Maret University
Surakarta**

GUIDANCE FOR AUTHORS

Aims and Scope *Biodiversitas*, *Journal of Biological Diversity* or abbreviated as *Biodiversitas* encourages submission of manuscripts dealing with all biodiversity aspects of plants, animals and microbes at the level of the gene, species, and ecosystem as well as ethnobiology.

Article types The journal seeks original full-length research papers, reviews, and short communication. Manuscript of original research should be written in no more than 8,000 words (including tables and picture), or proportional with articles in this publication number. Review articles will be accommodated, while, short communication should be written at least 2,000 words, except for pre-study.

Submission The journal only accepts online submission, through open journal system (<https://smujo.id/biodiv/about/submissions>) or email to the editors at unsjournals@gmail.com. Submitted manuscripts should be the original works of the author(s). The manuscript must be accompanied by a cover letter containing the article title, the first name and last name of all the authors, a paragraph describing the claimed novelty of the findings versus current knowledge. Submission of a manuscript implies that the submitted work has not been published before (except as part of a thesis or report, or abstract); and is not being considered for publication elsewhere. When a manuscript written by a group, all authors should read and approve the final version of the submitted manuscript and its revision; and agree the submission of manuscripts for this journal. All authors should have made substantial contributions to the concept and design of the research, acquisition of the data and its analysis; drafting of the manuscript and correcting of the revision. All authors must be responsible for the quality, accuracy, and ethics of the work.

Ethics Author(s) must obedient to the law and/or ethics in treating the object of research and pay attention to the legality of material sources and intellectual property rights.

Copyright If and when the manuscript is accepted for publication, the author(s) still hold the copyright and retain publishing rights without restrictions. Authors or others are allowed to multiply article as long as not for commercial purposes. For the new invention, authors are suggested to manage its patent before published.

Open access The journal is committed to free-open access that does not charge readers or their institutions for access. Readers are entitled to read, download, copy, distribute, print, search, or link to the full texts of articles, as long as not for commercial purposes. The license type is CC-BY-NC-SA.

Acceptance The only articles written in English (U.S. English) are accepted for publication. Manuscripts will be reviewed by editors and invited reviewers(double blind review) according to their disciplines. Authors will generally be notified of acceptance, rejection, or need for revision within 1 to 2 months of receipt. The manuscript is rejected if the content does not in line with the journal scope, does not meet the standard quality, inappropriate format, complicated grammar, dishonesty (i.e. plagiarism, duplicate publications, fabrication of data, citations manipulation, etc.), or ignoring correspondence in three months. The primary criteria for publication are scientific quality and biodiversity significance. **Uncorrected proofs** will be sent to the corresponding author by email as .doc or .docx files for checking and correcting of typographical errors. To avoid delay in publication, corrected proofs should be returned in 7 days. The accepted papers will be published online in a chronological order at any time, but printed in the early of each month (12 times).

A charge Starting on January 1, 2019, publishing costs waiver is granted to authors of graduate students from **Least Developed Countries**, who first publish the manuscript in this journal. However, other authors are charged USD 250 (IDR 3,500,000). Additional charges may be billed for language editing, USD 75-150 (IDR 1,000,000-2,000,000).

Reprints The sample journal reprint is only available by special request. Additional copies may be purchased when ordering by sending back the uncorrected proofs by email.

Manuscript preparation Manuscript is typed on A4 (210x297 mm²) paper size, in a single column, single space, 10-point (10 pt) Times New Roman font. The margin text is 3 cm from the top, 2 cm from the bottom, and 1.8 cm from the left and right. Smaller lettering size can be applied in presenting table and figure (9 pt). Word processing program or additional software can be used, however, it must be PC compatible and Microsoft Word based (.doc or .rtf, not .docx). **Scientific names** of species (incl. subspecies, variety, etc.) should be written in italic, except for italic sentence. Scientific name (genera, species, author), and cultivar or strain should be mentioned completely for the first time mentioning it in the body text, especially for taxonomic manuscripts. Name of genera can be shortened after first mentioning, except generating confusion. Name of the author can be eliminated after first mentioning. For example, *Rhizopus oryzae* L. UICC 524, hereinafter can be written as *R. oryzae* UICC 524. Using trivial name should be avoided, otherwise generating confusion. **Biochemical and chemical nomenclature** should follow the order of the IUPAC - IUB. For DNA sequence, it is better used Courier New font. Symbols of standard chemical and abbreviation of chemistry name can be applied for common and clear used, for example, completely written butilic hydroxyl toluene (BHT) to be BHT hereinafter. **Metric measurement** use IS denomination, usage other system should follow the value of equivalent with the denomination of IS first mentioning. Abbreviations set of, like g, mg, mL, etc. do not follow by dot. Minus index (m⁻², L⁻¹, h⁻¹) suggested to be used, except in things like "per-plant" or "per-plot". **Equation of mathematics** does not always can be written

down in one column with text, in that case can be written separately. **Number** one to ten are expressed with words, except if it relates to measurement, while values above them written in number, except in early sentence. The fraction should be expressed in decimal. In the text, it should be used "%" rather than "percent". Avoid expressing ideas with complicated sentence and verbiage, and used efficient and effective sentence.

Title of the article should be written in compact, clear, and informative sentence, preferably not more than 20 words. Name of author(s) should be completely written. **Name and institution** address should also be completely written with street name and number (location), postal code, telephone number, facsimile number, and email address. Manuscript written by a group, author for correspondence along with address is required. First page of the manuscript is used for writing above information.

Abstract should not be more than 200 words. **Keywords** is about five words, covering scientific and local name (if any), research theme, and special methods which used; and sorted from A to Z. All important **abbreviations** must be defined at their first mention. **Running title** is about five words. **Introduction** is about 400-600 words, covering the background and aims of the research. **Materials and Methods** should emphasize on the procedures and data analysis. **Results and Discussion** should be written as a series of connecting sentences, however, for manuscript with long discussion should be divided into subtitles. Thorough discussion represents the causal effect mainly explains for why and how the results of the research were taken place, and do not only re-express the mentioned results in the form of sentences. **Concluding** sentence should be given at the end of the discussion. **Acknowledgments** are expressed in a brief; all sources of institutional, private and corporate financial support for the work must be fully acknowledged, and any potential conflicts of interest are noted.

Figures and Tables of maximum of three pages should be clearly presented. Title of a picture is written down below the picture, while title of a table is written above the table. Colored figures can only be accepted if the information in the manuscript can lose without those images; chart is preferred to use black and white images. Author could consign any picture or photo for the front cover, although it does not print in the manuscript. All images property of others should be mentioned source. **There is no appendix**, all data or data analysis are incorporated into Results and Discussions. For broad data, it can be displayed on the website as a supplement.

References Author-year citations are required. In the text give the authors name followed by the year of publication and arrange from oldest to newest and from A to Z. In citing an article written by two authors, both of them should be mentioned, however, for three and more authors only the first author is mentioned followed by et al., for example: Saharjo and Nurhayati (2006) or (Boonkerd 2003a, b, c; Sugiyarto 2004; El-Bana and Nijs 2005; Balagadde et al. 2008; Webb et al. 2008). Extent citation as shown with word "cit" should be avoided. Reference to unpublished data and personal communication should not appear in the list but should be cited in the text only (e.g., Rifai MA 2007, pers. com. (personal communication); Setyawan AD 2007, unpublished data). In the reference list, the references should be listed in an alphabetical order (better, if only 20 for research papers). Names of journals should be abbreviated. Always use the standard abbreviation of a journal's name according to the **ISSN List of Title Word Abbreviations** (www.issn.org/2-22661-LTWA-online.php). The following examples are for guidance.

Journal:

Saharjo BH, Nurhayati AD. 2006. Domination and composition structure change at hemic peat natural regeneration following burning; a case study in Pelalawan, Riau Province. *Biodiversitas* 7: 154-158.

Book:

Rai MK, Carpinella C. 2006. Naturally Occurring Bioactive Compounds. Elsevier, Amsterdam.

Chapter in book:

Webb CO, Cannon CH, Davies SJ. 2008. Ecological organization, biogeography, and the phylogenetic structure of rainforest tree communities. In: Carson W, Schnitzer S (eds) *Tropical Forest Community Ecology*. Wiley-Blackwell, New York.

Abstract:

Assaad AM. 2007. Seed production and dispersal of *Rhazya stricta*. 50th annual symposium of the International Association for Vegetation Science, Swansea, UK, 23-27 July 2007.

Proceeding:

Alikodra HS. 2000. Biodiversity for development of local autonomous government. In: Setyawan AD, Sutarno (eds.) *Toward Mount Lawu National Park; Proceeding of National Seminary and Workshop on Biodiversity Conservation to Protect and Save Germplasm in Java Island*. Universitas Sebelas Maret, Surakarta, 17-20 July 2000. [Indonesian]

Thesis, Dissertation:

Sugiyarto. 2004. Soil Macro-invertebrates Diversity and Inter-Cropping Plants Productivity in Agroforestry System based on Sengon. [Dissertation]. Universitas Brawijaya, Malang. [Indonesian]

Information from internet:

Balagadde FK, Song H, Ozaki J, Collins CH, Barnet M, Arnold FH, Quake SR, You L. 2008. A synthetic *Escherichia coli* predator-prey ecosystem. *Mol Syst Biol* 4: 187. www.molecularsystemsbiology.com

Front cover: Male *Copsychus malabaricus* (Scopoli, 1788)
(PHOTO: NELSON WONG)

Published monthly

PRINTED IN INDONESIA

ISSN: 1412-033X

E-ISSN: 2085-4722



Home (<https://smujo.id/biodiv/index>) / Archives (<https://smujo.id/biodiv/issue/archive>)
/ Vol. 21 No. 3 (2020)



(<https://smujo.id/biodiv/issue/view/256>)

Vol. 21 No. 3 (2020)

Full Issue

Front Cover (<https://smujo.id/biodiv/issue/view/256/113>)

Articles

Traditional agro-management practices, utilization and nutritional composition of momala: A local maize variety of Gorontalo, Indonesia
(<https://smujo.id/biodiv/article/view/4837>)

NOVRI YOULA KANDOWANGKO, MARGARETHA SOLANG, ERNA RETNAWATY

PDF (<https://smujo.id/biodiv/article/view/4837/3695>)

Potency of aloe extract as immunostimulant for carp (*Cyprinus carpio*) against *Aeromonas salmonicida*
(<https://smujo.id/biodiv/article/view/4926>)

SRI ANDAYANI, M. SULAIMAN DADIONO, WIDYA TRI ELWIRA, FEBBY HADI SETYAWAN

PDF (<https://smujo.id/biodiv/article/view/4926/3696>)

Ex-situ population of White-rumped Shama (*Copsychus malabaricus*): studies of density, distribution and bird keepers in Bengkulu, Sumatra (<https://smujo.id/biodiv/article/view/4920>)

HERI DWI PUTRANTO, BIENG BRATA, YOSSIE YUMIATI

PDF (<https://smujo.id/biodiv/article/view/4920/3697>)

Floristic diversity and demographic structure of the Sidi R'Ghies forest, north-eastern of Algeria (<https://smujo.id/biodiv/article/view/4892>)

MALIKA RACHED-KANOUNI, KARIMA KARA, HICHEM KHAMMAR, LABED ABABSA

PDF (<https://smujo.id/biodiv/article/view/4892/3698>)

Morphological variations and phylogenetic analysis of *Oryzias nigrimas* Kottelat, 1990 (Rice fish) from Lake Poso, Central Sulawesi, Indonesia (<https://smujo.id/biodiv/article/view/5141>)

NOVALINA SERDIATI, DIANA ARFIATI, MAHENO SRI WIDODO, TRI JOKO LELONO, SAMLIOK NDOBE, RUDY SARANGA

PDF (<https://smujo.id/biodiv/article/view/5141/3699>)

The egg characteristics of malon broiler, Japanese quails and their cross (<https://smujo.id/biodiv/article/view/4463>)

ENDANG SUJANA, ASEP ANANG, IWAN SETIAWAN, TUTI WIDJASTUTI

PDF (<https://smujo.id/biodiv/article/view/4463/3700>)

Physical and chemical characteristic of stem starch and sheath flour from oil palm tree (*Elaeis guineensis*) (<https://smujo.id/biodiv/article/view/4720>)

SYARIFAH YUSRA, YUDI PRANOTO, Chairil Anwar, CHUSNUL HIDAYAT

PDF (<https://smujo.id/biodiv/article/view/4720/3707>)

Coat protein gene of a PStV-Bm isolate from West Nusa Tenggara, Indonesia (<https://smujo.id/biodiv/article/view/4970>)

NUR INDAH JULISANIAH, SUHARJONO, RETNO MASTUTI, ESTRI LARAS ARUMINGTYAS

PDF (<https://smujo.id/biodiv/article/view/4970/3701>)

Environmental factors influence on flowering and fruiting period of

selected essential oil plants from Annonaceae
(<https://smujo.id/biodiv/article/view/5134>)

DEWI AYU LESTARI, ABBAN PUTRI FIQA

PDF (<https://smujo.id/biodiv/article/view/5134/3702>)

Temporal overlap of carnivorous mammal community and their prey in
Khao Ang Rue Nai Wildlife Sanctuary, Chachoengsao Province, Thailand
(<https://smujo.id/biodiv/article/view/5158>)

RONGLARP SUKMASUANG, KHWANRUTAI CHARASPET, JITTIMA REONTIK, MANANYA
PLA-ARD

PDF (<https://smujo.id/biodiv/article/view/5158/3703>)

Morphometric diversity and phenotypic relationship among indigenous
buffaloes of Banten, Indonesia
(<https://smujo.id/biodiv/article/view/4745>)

DEWI MURNI, UMIE LESTARI, SRI ENDAH INDRIWATI, ACHMAD EFENDI, NANI
MARYANI, MOHAMAD AMIN

PDF (<https://smujo.id/biodiv/article/view/4745/3704>)

Short communication: The genotype of growth hormone gene that affects
the birth weight and average daily gain in crossbred beef cattle
(<https://smujo.id/biodiv/article/view/4973>)

TETY HARTATIK, AHMAD FATHONI, SIGIT BINTARA, ISMAYA, PANJONO, B.P.
WIDYOBROTO, ALI AGUS, IGS. BUDISATRIA, PASCAL LEROY

PDF (<https://smujo.id/biodiv/article/view/4973/3706>)

Identification of active compounds and antioxidant activity of teak
(*Tectona grandis*) leaves (<https://smujo.id/biodiv/article/view/5154>)

VENTY SURYANTI, TRIANA KUSUMANINGSIH, SOERYA DEWI MARLIYANA, HILDA
ALFIANI SETYONO, ELYNA WAHYU TRISNAWATI

PDF (<https://smujo.id/biodiv/article/view/5154/3705>)

Nutritional values of swamp grasses as feed for Pampangan Buffaloes in
South Sumatra, Indonesia (<https://smujo.id/biodiv/article/view/4672>)

MUHAKKA, RUJITO AGUS SUWIGNYO, DEDIK BUDIANTA, YAKUP

PDF (<https://smujo.id/biodiv/article/view/4672/3708>)

Molecular characterization of lactic acid bacteria producing edible biofilm
isolated from kimchi (<https://smujo.id/biodiv/article/view/4961>)

FADILLA SAPALINA, ENDAH RETNANINGRUM

PDF (<https://smujo.id/biodiv/article/view/4961/3709>)

Ultrastructure of royal palm (*Roystonea regia*) leaf sheath
(<https://smujo.id/biodiv/article/view/4985>)

ULFA ADZKIA, NARESWORO NUGROHO, ISKANDAR Z. SIREGAR, LINA KARLINASARI

PDF (<https://smujo.id/biodiv/article/view/4985/3710>)

Screening and characterization of sponge-associated bacteria from
Seribu Island, Indonesia producing cellulase and laccase enzymes
(<https://smujo.id/biodiv/article/view/5098>)

WENANG MAHARSIWI, RIKA INDRI ASTUTI, ANJA MERYANDINI, ARIS TRI WAHYUDI

PDF (<https://smujo.id/biodiv/article/view/5098/3711>)

Direct economic benefits and human dependence toward Gunung Merapi
National Park, Indonesia (<https://smujo.id/biodiv/article/view/4804>)

RUKY UMayA, HARDJANTO, RINEKSO SOEKMADI, SATYAWAN SUNITO

PDF (<https://smujo.id/biodiv/article/view/4804/3712>)

Molecular identification of amylase-producing thermophilic bacteria
isolated from Bukit Gadang Hot Spring, West Sumatra, Indonesia
(<https://smujo.id/biodiv/article/view/4956>)

AULIA ARDHI, ARINA NADENGGAN SIDAURUK, NABELLA SURAYA, NOVA WAHYU
PRATIWI, USMAN PATO, SARYONO

PDF (<https://smujo.id/biodiv/article/view/4956/3713>)

Biodiversity of Enterobacteriaceae on masin (fermented sauce) from
Sumbawa, West Nusa Tenggara, Indonesia
(<https://smujo.id/biodiv/article/view/5086>)

BASO MANGUNTUNGI, DINAR S. SAPUTRI, CHAIRUL A. AFGANI, APON Z. MUSTOPA,
FATIMAH, AMIRIN KUSMIRAN

PDF (<https://smujo.id/biodiv/article/view/5086/3714>)

Short Communication: Characterization of Rhizoctonia-like mycorrhizae
associated with five Dendrobium species in Java, Indonesia
(<https://smujo.id/biodiv/article/view/4557>)

R. SOELISTIJONO, D.S. UTAMI, DARYANTI, M. FAIZIN, R. DIAN

PDF (<https://smujo.id/biodiv/article/view/4557/3715>)

Plankton biodiversity in various typologies of inundation in Paminggir peatland, South Kalimantan, Indonesia on dry season (<https://smujo.id/biodiv/article/view/5196>)

YUNANDAR, HEFNI EFFENDI, WIDIATMAKA, YUDI SETIAWAN

PDF (<https://smujo.id/biodiv/article/view/5196/3716>)

The The diversity and abundance of Hymenoptera insects on tidal swamp rice field in Indragiri Hilir District, Indonesia (<https://smujo.id/biodiv/article/view/4524>)

ZAHLUL IKHSAN, HIDRAYANI, YAHERWANDI, HASMIANDY HAMID

PDF (<https://smujo.id/biodiv/article/view/4524/3719>)

Morphometric variations of Asian Common Palm Civet (*Paradoxurus hermaphroditus*, Pallas 1777) from Bali Island, Indonesia as the basis of morphometrics diversity data (<https://smujo.id/biodiv/article/view/4984>)

ARIS WINAYA, MAFTUCHAH, CARLA MOROS NICOLÁS, DWI PRASETYO

PDF (<https://smujo.id/biodiv/article/view/4984/3720>)

The diversity of leaves and asiaticoside content on three accessions of *Centella asiatica* with the addition of chicken manure fertilizer (<https://smujo.id/biodiv/article/view/5089>)

HAPPY MARATUL MUMTAZAH, YULI WIDYASTUTI, SUPRIYONO, AHMAD YUNUS

PDF (<https://smujo.id/biodiv/article/view/5089/3721>)

Comparing morphological traits of legs of understory birds inhabiting forest areas with closed canopies and forest gaps (<https://smujo.id/biodiv/article/view/5148>)

SUPALAK SIRI, YUWADEE PONPITUK, MONGKOL SAFOOWONG, WIMONMART NUIPAKDEE, DOKRAK MAROD, PRATEEP DUENGKAE

PDF (<https://smujo.id/biodiv/article/view/5148/3722>)

Avian diversity in geothermal power plant areas: Case studies in Kamojang, Darajat, and Gunung Salak, West Java, Indonesia (<https://smujo.id/biodiv/article/view/5150>)

TEGUH HUSODO, KHEMAL PASHA MOCHTAN, SYA SYA SHANIDA, SYAHRAS FATHIN AMINUDDIN, INDRI WULANDARI, IRWANANDA SATRIA PUTRA, ERRI NOVIAR MEGANTARA

PDF (<https://smujo.id/biodiv/article/view/5150/3725>)

Short Communication: Optimization of extraction of sulfhydryl compounds from several legumes seeds in Indonesia with various ethanol concentrations (<https://smujo.id/biodiv/article/view/4665>)

SRI WARDATUN, YAHDIANA HARAHAH, ABDUL MUN'IM, NOORWATI SUTANDYO

PDF (<https://smujo.id/biodiv/article/view/4665/3726>)

Morphological and agronomical characters of four black rice varieties from West Kalimantan, Indonesia (<https://smujo.id/biodiv/article/view/4693>)

TANTRI PALUPI, FRANKY PANGARIBUAN, HEARNES, FADJAR RIYANTO, WASIAN, DWI ZULFITA

PDF (<https://smujo.id/biodiv/article/view/4693/3727>)

Temporal effects of cutting intensity on Diptera assemblages in eastern Borneo rainforest Indonesia (<https://smujo.id/biodiv/article/view/5009>)

AHMAD BUDIAMAN, NOOR FARIKHAH HANEDA, INDAH WATI, DINI FEBRIAN, LAELA NUR RAHMAH

PDF (<https://smujo.id/biodiv/article/view/5009/3728>)

Anatomical features and SCoT profiles provide new insight into phenotypic plasticity in the halophyte *Suaeda maritima* in Thailand (<https://smujo.id/biodiv/article/view/5376>)

KANOKPHORN RITTIRONGSAKUL, ANITTHAN SRINUAL, ONGKARN VANIJAJIVA

PDF (<https://smujo.id/biodiv/article/view/5376/3729>)

The growth, pilodyn penetration, and wood properties of 12 *Neolamarckia cadamba* provenances at 42 months old (<https://smujo.id/biodiv/article/view/4746>)

NELLY ANNA, SUPRIYANTO, LINA KARLINASARI, DEDE J. SUDRAJAT, ISKANDAR Z. SIREGAR

PDF (<https://smujo.id/biodiv/article/view/4746/3730>)

Genetic diversity analysis of yardlong bean genotypes (*Vigna unguiculata* subsp. *sesquipedalis*) based on IRAP marker (<https://smujo.id/biodiv/article/view/4830>)

MUHAMMAD HABIB WIDYAWAN, SRI WULANDARY, TARYONO

PDF (<https://smujo.id/biodiv/article/view/4830/3731>)

Morpho-molecular identification and pathogenicity test on fungal

parasites of guava root-knot nematode eggs in Lampung, Indonesia (<https://smujo.id/biodiv/article/view/5037>)

I GEDE SWIBAWA, YUYUN FITRIANA, SOLIKHIN, RADIX SUHARJO, F.X. SUSILO, EKA RANI, MEI SRI HARYANI, RACHMANSYAH A. WARDANA

PDF (<https://smujo.id/biodiv/article/view/5037/3732>)

Stomata cells studies of *Paraphalaenopsis* spp. from in vitro and greenhouse condition (<https://smujo.id/biodiv/article/view/4706>)

R. VITRI GARVITA, HARY WAWANGNINGRUM

PDF (<https://smujo.id/biodiv/article/view/4706/3734>)

Vegetation analysis, physico-chemical properties and economic potential of damar (*Agathis dammara*) in Mount Halimun Salak National Park, West Java, Indonesia (<https://smujo.id/biodiv/article/view/4773>)

YELIN ADALINA, RENY SAWITRI

PDF (<https://smujo.id/biodiv/article/view/4773/3735>)

Short Communication: Population structure and habitat characteristics of *Goniothalamus macrophyllus* in Bukit Pembarisan forest, West Java, Indonesia (<https://smujo.id/biodiv/article/view/5224>)

ILHAM ADHYA, PUDJI WIDODO, CECEP KUSMANA, EMING SUDIANA, IMAM WIDHIONO, TOTO SUPARTONO

PDF (<https://smujo.id/biodiv/article/view/5224/3736>)

Methylene blue decolorizing bacteria isolated from water sewage in Yogyakarta, Indonesia (<https://smujo.id/biodiv/article/view/5042>)

MICHELLE, RACHEL ARVY NABASA SIREGAR, ASTIA SANJAYA, JAP LUCY, REINHARD PINONTOAN

PDF (<https://smujo.id/biodiv/article/view/5042/3737>)

Harvesting trends of Amboina box turtles (*Cuora amboinensis*) seventeen years after listing in Appendix II CITES (<https://smujo.id/biodiv/article/view/4593>)

MUHAMMAD ALIF FAUZI, AMIR HAMIDY, NIA KURNIAWAN

PDF (<https://smujo.id/biodiv/article/view/4593/3739>)

Diversity and distribution of microalgae in coastal areas of East Java, Indonesia (<https://smujo.id/biodiv/article/view/4951>)

UMI ZAKIYAH, MULYANTO, LUCIA TRI SUWANTI, MOCHAMAD DONNY KOERNIAWAN,
EKO AGUS SUYONO, ARIEF BUDIMAN, ULFAH JUNIARTI SIREGAR

PDF (<https://smujo.id/biodiv/article/view/4951/3738>)

Short Communication: Adoption level of indigenous communities on
agricultural technology in East Kalimantan, Indonesia: Problem and
adaptive solutions (<https://smujo.id/biodiv/article/view/4651>)

NDAN IMANG

PDF (<https://smujo.id/biodiv/article/view/4651/3740>)

Comparative and competitive advantages of nutmeg farming in two
regions in Maluku Province, Indonesia
(<https://smujo.id/biodiv/article/view/5178>)

TIENNI MARIANA SIMANJORANG, IRHAM, LESTARI RAHAYU WALUYATI, JANGKUNG
HANDOYO MULYO

PDF (<https://smujo.id/biodiv/article/view/5178/3743>)

Genetic variation and phylogenetic relationships of *Thelymitra javanica*
(Orchidaceae: Orchidoideae) in East and Central Java, Indonesia
(<https://smujo.id/biodiv/article/view/4969>)

I MADE SAKA WIJAYA, BUDI SETIADI DARYONO, PURNOMO

PDF (<https://smujo.id/biodiv/article/view/4969/3744>)

Diversity of gall-inducing insect associated with a superhost plant
species: Plant architecture, resource availability and interspecific
interactions (<https://smujo.id/biodiv/article/view/4891>)

MARCILIO FAGUNDES, ÉLLEN MARIANE LOPES SANTOS, KAREN LUIZA RODRIGUES
DUARTE, LARISSA MENDES SANTOS, JAQUELINE SILVA VIEIRA, CIRILO HENRIQUE DE
OLIVEIRA, PRISCILA SOUSA SILVA

PDF (<https://smujo.id/biodiv/article/view/4891/3746>)

Short communication: Effects of the various source areas of Indonesian
bay leaves (*Syzygium polyanthum*) on chemical content and antidiabetic
activity (<https://smujo.id/biodiv/article/view/4967>)

INDAH DWIATMI DEWIJANTI, WIBOWO MANGUNWARDYO, ASTARI DWIRANTI,
MUHAMMAD HANAFI, NINA ARTANTI

PDF (<https://smujo.id/biodiv/article/view/4967/3747>)

Short Communication: Proximate analysis, amino acid profile and albumin
concentration of various weights of Giant Snakehead (*Channa*

micropeltes) from Kapuas Hulu, West Kalimantan, Indonesia
(<https://smujo.id/biodiv/article/view/4840>)

WAHYU WIRA PRATAMA, HAPPY NURSYAM, ANIK MARTINAH HARIATI, R. ADHARYAN ISLAM, VERYL HASAN

PDF (<https://smujo.id/biodiv/article/view/4840/3749>)

Diversity, consumption dynamics and ethnomedical claims of traditional leafy vegetables consumed by a rural community in the KwaMbonambi area, northern KwaZulu-Natal, South Africa
(<https://smujo.id/biodiv/article/view/4928>)

N.C. MNCWANGO, S. MAVENGACHAMA, N.R. NTULI, C.M. VAN JAARVELD

PDF (<https://smujo.id/biodiv/article/view/4928/3748>)

Genetic diversity of local corn (*Zea mays*) cultivars from South Amarasi, Kupang District, Indonesia by Inter Simple Sequence Repeats marker
(<https://smujo.id/biodiv/article/view/5095>)

USLAN, NUR JANNAH

PDF (<https://smujo.id/biodiv/article/view/5095/3750>)

Short communication: The crustaceans fauna from Natuna Islands (Indonesia) using three different sampling methods
(<https://smujo.id/biodiv/article/view/4886>)

RIANTA PRATIWI, DEWI ELFIDASARI

PDF (<https://smujo.id/biodiv/article/view/4886/3752>)

Short Communication: DNA barcodes and phylogenetic of striped snakehead and ocellated snakehead fish from South Sumatra, Indonesia
(<https://smujo.id/biodiv/article/view/4950>)

MOCHAMAD SYAIFUDIN, MARINI WIJAYANTI, SEFTI HEZA DWINANTI, MUSLIM, MUHAMMAD MAHENDRA, SHELY MARLIANA

PDF (<https://smujo.id/biodiv/article/view/4950/3753>)

Optimization and characterization of enterocin *Enterococcus faecalis* K2B1 isolated from Toraja's Belang Buffalo Milk, South Sulawesi, Indonesia
(<https://smujo.id/biodiv/article/view/5016>)

HASRIA ALANG, JONI KUSNADI, TRI ARDYATI, SUHARJONO

PDF (<https://smujo.id/biodiv/article/view/5016/3754>)

Short Communication: *Sarocladium oryzae* associated with sheath rot

disease of rice in Indonesia (<https://smujo.id/biodiv/article/view/5014>)

SYAFIQA PRAMUNADIPTA, ANI WIDIASTUTI, ARIF WIBOWO, HARUHISA SUGA,
ACHMADI PRIYATMOJO

PDF (<https://smujo.id/biodiv/article/view/5014/3757>)

Local indigenous strategy to rehabilitate and conserve mangrove ecosystem in the southeastern Gulf of Kupang, East Nusa Tenggara, Indonesia (<https://smujo.id/biodiv/article/view/4845>)

RONGGO SADONO, DJOKO SOEPRIJADI, ARI SUSANTI, JERIELS MATATULA, EKO PUJIONO, FAHMI IDRIS, PANDU YUDHA ADI PUTRA WIRABUANA

PDF (<https://smujo.id/biodiv/article/view/4845/3755>)

Impact of green revolution on rice cultivation practices and production system: A case study in Sindang Hamlet, Rancakalong Village, Sumedang District, West Java, Indonesia (<https://smujo.id/biodiv/article/view/5128>)

RAHMI AULIA HIDAYAT, JOHAN ISKANDAR, BUDHI GUNAWAN, RUHYAT PARTASASMITA

PDF (<https://smujo.id/biodiv/article/view/5128/3756>)

Morphological diversity, total phenolic and flavonoid content of *Echinacea purpurea* cultivated in Karangpandan, Central Java, Indonesia (<https://smujo.id/biodiv/article/view/5096>)

DWI FAJAR SIDHIQ, YULI WIDIYASTUTI, DYAH SUBOSITI, BAMBANG PUJIASMANTO, AHMAD YUNUS

PDF (<https://smujo.id/biodiv/article/view/5096/3758>)

Information

For Readers (<https://smujo.id/biodiv/information/readers>)

For Authors (<https://smujo.id/biodiv/information/authors>)

For Librarians (<https://smujo.id/biodiv/information/librarians>)

Usage Statistics Information

We log anonymous usage statistics. Please read the privacy information (<https://smujo.id/biodiv/usageStats/privacyInformation>) for details.

Journals List

Biodiversitas Journal of Biological Diversity (<https://smujo.id/biodiv>)

Nusantara Bioscience (<https://smujo.id/nb>)

Prosiding Seminar Nasional Masyarakat Biodiversitas Indonesia (<https://smujo.id/psnmbi>)

Asian Journal of Agriculture (<https://smujo.id/aja>)

Asian Journal of Ethnobiology (<https://smujo.id/aje>)

Asian Journal of Forestry (<https://smujo.id/ajf>)

Biofarmasi Journal of Natural Product Biochemistry (<https://smujo.id/jnpb>)

Bioteknologi Biotechnological Studies (<https://smujo.id/bbs>)

Bonorowo Wetlands (<https://smujo.id/bw>)

Cell Biology and Development (<https://smujo.id/cbd>)

Ocean Life (<https://smujo.id/ol>)

Tropical Drylands (<https://smujo.id/td>)

Reviewers List

Reviewers (<https://smujo.id/biodiv/reviewers/index>)

Visitor Statistics

Statistics (<https://smujo.id/info/stats>)



(<https://info.flagcounter.com/JKar>)



(<https://www.scopus.com/sourceid/21100332431>)



(<http://doaj.org/toc/3eda1e70aa014e1e8bd1fc367b4df956>)



(<http://scholar.google.co.id/citations?hl=id&user=rae-lrEAAAAJ>)



(<http://search.crossref.org/?q=biodiversitas&type=Journal>)



(<https://academic.microsoft.com/#/detail/2738269101>)

Short Communication:

Population structure and habitat characteristics of *Goniothalamus macrophyllus* in Bukit Pembarisan forest, West Java, Indonesia

ILHAM ADHYA^{1,2,*}, PUDJI WIDODO^{2,*}, CECEP KUSMANA³, EMING SUDIANA², IMAM WIDHIONO²,
TOTO SUPARTONO¹

¹Faculty of Forestry, Universitas Kuningan. Jl. Tjut Nyak Dhien, Cijoho, Kuningan 45513, West Java, Indonesia. Tel./fax.: +62-232-874824-873696,
*email: ilhamadhy@yahoo.co.id

²Faculty of Biology, Universitas Jenderal Soedirman. Jl. Dr. Soeparno 63, Purwokerto, Banyumas 53122, Central Java, Indonesia.
Tel.: +62-281-638794, Fax: +62-281-631700, **email: pwidodo@unsoed.ac.id

³Faculty of Forestry, Institut Pertanian Bogor. Jl. Lingkar Akademik, Dramaga, Bogor 16680, West Java, Indonesia

Manuscript received: 14 January 2019. Revision accepted: 19 February 2020.

Abstract. Adhya I, Widodo P, Kusmana C, Sudiana E, Widhiono I, Supartono T. 2020. Short Communication: Population structure and habitat characteristics of *Goniothalamus macrophyllus* in Bukit Pembarisan forest, West Java, Indonesia. *Biodiversitas* 21: 1130-1135. *Goniothalamus macrophyllus* (Blume) Hook.f. & Thomson is a forest species with important medicinal value and widely used by many local communities. Excessive harvesting of this species has led to population decline and may lead to extinction. The aims of this research was to investigate population structure, habitat characteristics and environmental factors affecting local densities of *G. macrophyllus* in Bukit Pembarisan forest, Kuningan District, West Java, Indonesia. Purposive sampling was conducted at 17 locations from November 2017 to March 2018. The result showed that the population structure in the study area was dominated by seedlings (95% of the total number of individuals), followed by saplings (4%) and poles (0.1%). Seedlings, saplings, and poles were found growing across a wide elevational range (432-1,273 m asl.), at temperatures of 19-25°C, relative humidity of 80-90%, and soil pH of 4.61-6.46. The multiple regression analysis showed that soil nitrogen and soil pH affected seedling density, whereas soil clay content affected pole density. Our findings indicate that *G. macrophyllus* preferred acidic soils with high nitrogen and high clay content. We, therefore, recommend that future conservation efforts include the maintenance of existing poles, a prohibition on bark harvesting, and encouraging use of the leaves, rather than bark, for medicinal applications among consumers of *G. macrophyllus*.

Keywords: Plant conservation, population density, soil characteristics

INTRODUCTION

The genus *Goniothalamus* (Annonaceae family) comprises 50-130 species distributed from Southeast Asia and Malaysia to the northern tropical regions of Australia (Jessup 1986; Saunders 2003; Nakkhant et al 2009; Tang et al 2013). *Goniothalamus* spread in lowland forests and sub-tropical Southeast Asia: western Malesia, Kalimantan (Mat-Salleh 2001; Turner and Saunders 2008), Sumatra (Saunders 2002), Peninsular Malaysia/ Thailand, south of Isthmus of Kra (Saunders 2003; Saunders and Chalermglin 2008), and southern India and Sri Langka (Huber 1985; Mitra 1997). Of these, *Goniothalamus macrophyllus* (Blume) Hook.f. & Thomson is a shrub or a small tree up to 8 m in height. In Southeast Asia, *G. macrophyllus* is primarily distributed in peninsular Thailand and Malaysia, as well as Borneo, Sumatra, and Java in Indonesia. Its habitat is primary and secondary dry or wet disturbed forests with loamy clay or sandy soils over granite, and it is found at elevations of 0-1300 m. *G. macrophyllus* is the most widespread species of the genus and is characterized by a medium-sized stem and tapered leaf tips. The leaves are 40-55 cm in length and 7-15 cm in width and are highly aromatic, as are the stems. This species is used widely by

humans for medicinal purposes. Applications include the use of its leaves as a natural insecticide (van Valkenburg and Bunyaphatsara 2002), Alabsi, et al. (2013) suggested that the natural extract of *G. macrophyllus* has anti-cancer properties against tumor cells, and an antidote for snake bites in the Serampas area of Jambi, Indonesia (Hariyadi and Tickin 2012). Traditional healers in Patthalung Province, Thailand, use this species to treat flatulence, general fatigue, and body pain (Maneenoon et al. 2015). It is also used for anti-aging purposes (Ong et al. 2012) and as a treatment for typhoid fever (Setyowati and Wardah 2010). Pounded leaves and bark are used to treat skin complaints (Chong et al. 2012), and essential oil produced from the twigs and roots has shown strong antimicrobial properties against intermediately vancomycin-resistant *Staphylococcus aureus*, *Staphylococcus epidermidis*, and *Candida albicans* (Humeirah et al. 2010).

Balunas and Kinghorn (2005) reported that the increases in the medicinal uses of this species have increased its risk of extirpation or extinction in the wild. Many medicinal plant species are threatened with extinction from overharvesting and habitat destruction, and 20% of wild medicinal plant resources have already been

lost due to overconsumption and anthropogenic activities (Zerabruk and Yirga 2012). Intrinsic biological factors and habitat loss are the major causes of plant endangerment in Indonesia, followed by overexploitation and natural factors (Budiharta et al. 2011). Raw materials have been harvested from *G. macrophyllus* for centuries by many indigenous groups, in particular, its bark is highly valued due to its chemical composition and unusual structure. However, the process of harvesting the bark can cause tree death, leading to population decline.

Natural regeneration of tree species is crucial to maintain its population and forest stand composition over space and time (Henle et al. 2004). Forest managers and ecologists must understand the processes driving forest species regeneration (Slik et al. 2003) because floristic and structural compositions vary among communities and intra- or inter-species competition may relate to changes in regeneration opportunity for a given species (Barker and Kirkpatrick 1994). Studies of the population dynamics of tree seedlings in different forest stands have demonstrated that growth and survival are influenced by a variety of microclimatic and edaphic factors (Scholl and Taylor 2006).

Several regional taxonomic studies of *Goniothalamus* have been published for western Malaysia, including Peninsular Malaysia (Sinclair 1955), Java (Backer and Bakhuizen van den Brink 1963), and Borneo (Mat-Salleh 2001), and within the Gunung Lumut Protected Forest of

East Kalimantan (Slik et al. 2007). Research has been conducted to reveal the growth rates of seedlings, saplings, and poles of this species in the Masigit Mountain Kareumbi Forest, Sumedang District, West Java (Suwandhi 2009). We expand this existing knowledge by investigating population structure of the species, habitat preference, and environmental factors that influence local density of *G. macrophyllus* in Bukit Pembarisan forest, Kuningan District, West Java. The results of this study can serve as baseline information in developing conservation approaches.

MATERIALS AND METHODS

Study period and area

This research was conducted from September 2017 to March 2018 in specially protected forest Bukit Pembarisan in Kuningan District, West Java, Indonesia (Figure 1). The forest is located at 108°23'-108°47'E, 6°47'-7°12'S and includes nine villages: Pinara, Gunung Manik, Subang, Bagawat, Jatisari, Legokherang, Bungurberes, Mandapajaya, and Jabranti. The study area has type B and C climates (Schmidt and Ferguson 1952) with an average rainfall of 2,000-4,000 mm/year. During the study period, monthly average temperatures ranged from 18°C to 22°C.

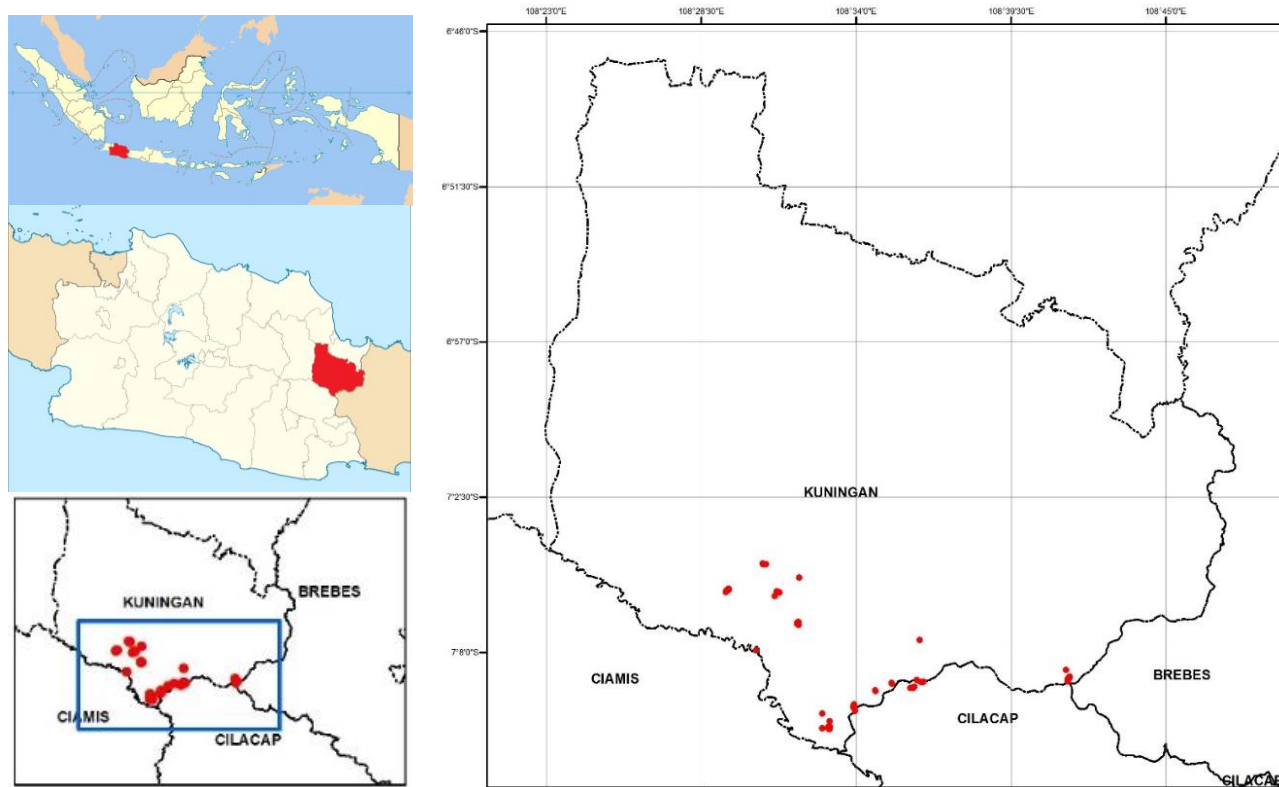


Figure 1. Study area and seventeen sampling sites of *Goniothalamus macrophyllus* in Bukit Pembarisan, Kuningan District, West Java, Indonesia

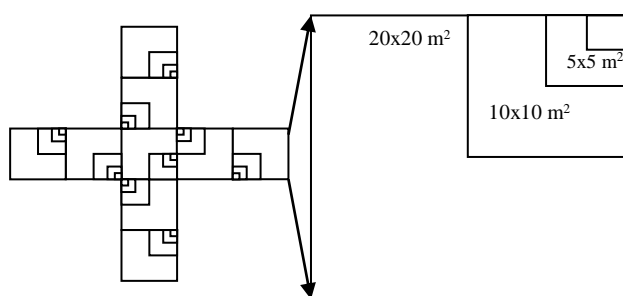


Figure 2. Nested survey plots used to assess *G. macrophyllus* at different growth stages

Sampling procedure

Sampling was conducted at seventeen sites based on the occurrence of *G. macrophyllus* found during the preliminary survey. These sites have altitudes ranging from 432 m asl to 1273 m asl. At each sampling location, nine plots were established, totaling 153 plots across the studied areas. Survey locations were determined using a purposive sampling method and conducted using the distance sampling technique (Burnham et al. 1980). Population structure of *G. macrophyllus* and soil data were taken using nested sample plot. Nine nested sample plots of varying sizes were established around *G. macrophyllus* populations to record individuals at varying growth stages (Kusmana 1997). Plot sizes included 2×2 m² plots for seedlings (< 1.5 m in height), 5×5 m² plots for saplings (> 1.5 m in height and < 10 cm in diameter), 10×10 m² plots for poles (10–19 cm in diameter), and 20×20 m² plots for trees (> 20 cm in diameter) (Figure 2). The number of individuals of each growth stage at each plot was recorded. Elevation was determined at each site.

Plant identification was done at the Herbarium Bogoriense, Indonesian Institute of Sciences in Bogor, Indonesia. Soil samples were taken from plots at 0–30 cm and 30–45 cm depths using a ground drill. Samples were then composited for each depth and analyzed at the Balitro Bogor Laboratory for physical characteristics (soil texture) and chemical properties (pH, organic carbon [OC], carbon: nitrogen ratio [C/N], total nitrogen (TN), phosphorus [P], potassium [K], calcium [Ca], and magnesium [Mg]).

Data analysis

Data were analyzed using multiple linear regression with a stepwise approach with population density as response variable and environmental factors as predictor variables. Plot data of seedling, sapling, and pole counts

were assessed using the following formula (Kusmana 1997):

$$K = \frac{\text{the number of type } i \text{ tree (s)}}{\text{plot size (ha)}}$$

Where, K is the density of growth stage *i* (seedling, sapling, and pole).

RESULTS AND DISCUSSION

Population structure of *Goniothalamus macrophyllus*

We encountered 46,279 individuals of *G. macrophyllus* across all sampling sites. However, most individuals were seedlings (44,168, equal to 94% of the total population), while saplings accounted for only 4% and poles accounted for only 0,1% (Figure 3), another study in New Medonia found population of *G. dumontetii* is 250 individuals, with a density of 1 individual per 200 m square (Saunders and Munzinger 2007). Other studies have also demonstrated that seedlings are the most common growth stage relative to saplings, poles, and trees for *G. macrophyllus* (Fathia 2016), and this age structure pattern is common in plants. Also, it is important to note the very low proportion of poles relative to seedlings and saplings in which among all sampling sites, poles were only detected at two locations, one at 997 m in elevation and the other at 1,175 m (Table 1). This was likely the result of limiting environmental factors. Laughlin and Clarkson (2018) suggested that death at the seedling stage is likely related to canopy cover.

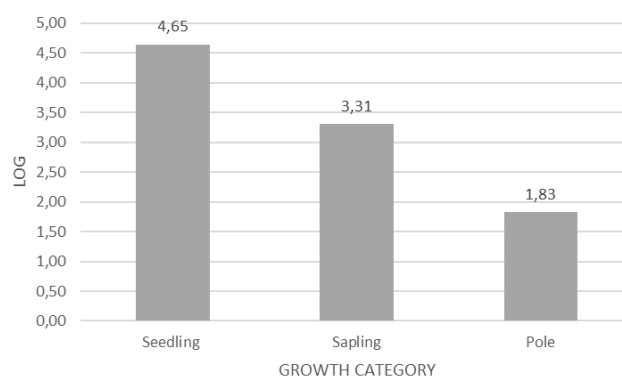


Figure 3. Population of *Goniothalamus macrophyllus* based on growth category

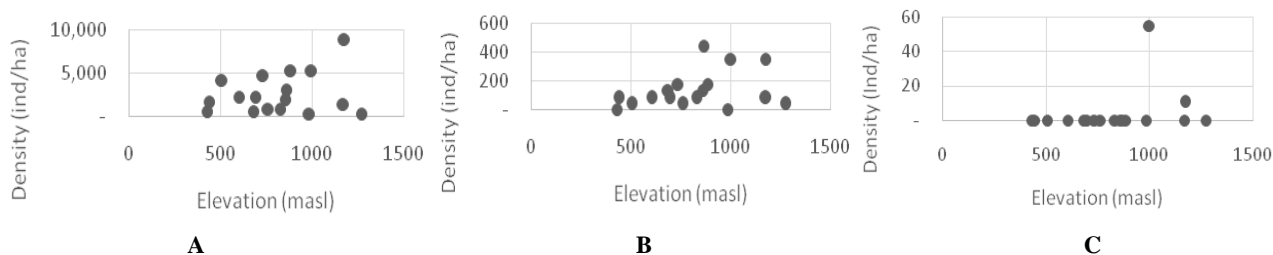


Figure 4. *Goniothalamus macrophyllus* densities among growth classes along an elevational gradient. A. Seedling, B. Sapling, C. Pole

Goniiothalamus macrophyllus population was observed at sites 432–1,273 m in elevation within the study area. This is consistent with the findings of Saunderson and Munzinger (2007), who reported population of *G. dumontetii* grows in a level area 500 m, in humid forest over ultramafic soil in New Caledonia. Other studies have also documented this species in low elevation forests (<200 m) (Fiqa et al. 2019; Susiarti et al. 2018). In terms of forest type, *G. macrophyllus* has been reported found in primary and secondary forests in Jambi (Hariyadi and Ticktin 2012). Moreover, Purnomo et al. (2015) found seedlings of *G. macrophyllus* growing in burnt forest areas in East Kalimantan. Based on these results, it can be indicated that *G. macrophyllus* inhabits primary and secondary lowland forests.

Among all sites, the highest density of seedlings was found at 1,175 m in elevation (8,889 individuals [ind]/ha), whereas the highest densities of saplings and poles were found at 864 m (444 ind/ha) and 997 m (56 ind/ha), respectively. The lowest seedling density was observed at 1,273 m (278 ind/ha), and the lowest sapling and pole densities at 506–1,273 m (44 ind/ha) and 1,175 m (11 ind/ha), respectively (Table 1). During the sampling there was no tree stage were found in any sampling locations, however, the observed high densities of seedlings and saplings indicate that the lowland forest of the study site is suitable habitat for the species. The densities of poles and trees were low relative to other studies, but were high in terms of saplings and seedlings. Prasaja (2016) reported the densities of poles and trees of *G. macrophyllus* in Bukit Duabelas Jambi National Park, Indonesia with 215 ind/ha and 5 ind/ha, respectively, while Handayani (2010) reported densities of 1 ind/5 ha, 7 ind/5 ha, and 2 ind/5 ha for seedlings, saplings, and poles, respectively. Elevation affected sapling density ($\chi^2 = 25.903$, $p = 0.055$), but not pole ($\chi^2 = 44.310$, $p = 0.000$) or seedling ($f = 0.004$, $p = 1$) density. However, we note that poles were only encountered at two locations.

Habitat characteristics of *Goniiothalamus macrophyllus*

Temperature and humidity may strongly affect *G. macrophyllus* growth. *G. macrophyllus* occurred at temperatures of 19–25°C and relative humidity of 80–90%. These values are comparable to those reported by Hanum (1999), who found *G. macrophyllus* in areas with 87.6–97.8% humidity in Ayam Hutan Forest, and by Prasaja (2016), who reported humidity of 80–94% at *G. macrophyllus* locations in Bukit Duabelas Jambi National Park. Lestari and Sulistyadi (2015) reported that *G. macrophyllus* was found in areas with temperatures of 22.5–33°C. In addition, this species is grown at the Bogor Botanical Gardens at temperatures of 25–39°C and humidity of 34–80% (Handayani 2010). Table 2 describes the physical and chemical soil properties at *G. macrophyllus* sites.

Broadly, the results of the soil analysis suggested that this species prefers soils that are relatively acidic, with moderate to high OC, moderate TN, a low to moderate

C/N, very low P_2O_5 , high to very high Ca, and high Mg and K. Preferred soil textures appear to be sandy loams to sandy clay loams in which in accordance to Hanum (1999) who also reported *G. macrophyllus* growing on sandy clay loams in peninsular Malaysia. In summary, this species appears to grow in slightly acidic soils with sufficient macro- and micro-nutrient concentrations, which are common requirements by most plants for survival. The balance of nitrogen and phosphorus in plant tissues is of particular interest because these elements play a pivotal role in many aspects of plant biology and their availability frequently limits plant growth (Vitousek 1982; Chapin et al. 1986; Gu Sewell 2004), P is important for strengthening stems and increasing disease resistance (Hardjowigeno 2007), and Mg is important for chlorophyll formation (Hardjowigeno 2007).

Relationship between environmental factors and *Goniiothalamus macrophyllus* density

The results of multiple linear regression using a stepwise approach indicated that pole density was affected by soil clay content at the 0–30 cm soil depth ($t = 2.40$, $p = 0.03$, $R^2 = 0.278$), as well as by the clay content at the 30–45 cm soil depth ($t = 2.578$, $p = 0.021$). These results indicate that *G. macrophyllus* likely grows best in soils with a dominant clay content. Soil structure influences plant growth with regard to root distribution and the ability of the soil to absorb water and nutrient (Rampazzo, et al., 1998; Pardo, et al. 2000). Sandy soil surface disturbances resulted greatly decreased soil resistance to wind erosion (Zhang et al. 2006), researchers are studying the role of microbiotic crusts on the structural stability of sandy soils (Belnap and Gardner, 1993; Verrecchia et al., 1995; Issa et al. 2001; Li et al. 2002). Hardjowigeno (2007) also emphasized that sandy soils tend to have lower nutrient concentrations than clay soils.

At a soil depth of 30–45 cm, seedling density was affected by TN ($t = 4.28$, $p = 0.01$) and pH ($t = 3.138$, $p = 0.07$). These results suggest that seedlings may perform best in soils with a high N concentration and neutral pH. N is a critical nutrient for plants and a deficiency in this element can limit plant growth and lead to plant death (Hardjowigeno 2007). Nitrogen fertilizer application to cereal has achieved large increases in yields (Raun and Johnson 1999). Therefore adequate N is critical for normal plant growth (Wang et al. 2007; Homer 2008). Boussadia et al. (2010) reported that nitrogen deficiency in olive plants led to a reduction of leaf chlorophyll content and the rate of photosynthesis. Soil pH affects nutrient absorption by plants in which nutrients are more easily absorbed in soils with neutral pH (Hardjowigeno 2007).

In conclusion, *G. macrophyllus* appears to grow in habitats with average temperatures of 19–25°C and high humidity (80–90%), in soils that are slightly acidic, have high to very high Ca, Mg, and K concentrations, low P concentrations, a low C/N, moderate N concentration, and a sandy clay loam texture.

Table 2. Physical and chemical soil properties at two soil depths at *Goniothalamus macrophyllus* sampling locations

Parameter	Soil depth					
	0-30 cm			30-45 cm		
	Range	Mean	Description	Range	Mean	Description
pH	4.61-6.28	5.57	Slightly acidic	4.62-6.46	5.63	Slightly acidic
OC (%)	0.23-8.84	4.07	High	0.20-6.00	2.39	Moderate
TN (%)	0.09-0.80	0.39	Moderate	0.05-0.68	0.25	Moderate
C/N	0.96-15.63	9.58	Low	1.33-46.40	11.24	Moderate
P ₂ O ₅ (mg/100 g)	2.93-11.68	4.29	Very low	2.69-13.94	4.05	Very low
Ca (Cmol+)/Kg	1.43-34.22	20.35	Very high	0.60-34.92	16.79	High
Mg (Cmol+)/Kg	0.65-11.57	5.84	High	1.18-10.47	5.72	High
K (Cmol+)/Kg	0.07-3.13	0.95	High	0.13-2.61	0.68	High
Sand (%)	37.20-80.08	60.74	Sandy loam	17.14-74.71	54.96	Sandy clay loam
Dust (%)	0.00-35.15	11.60		0.00-42.65	16.93	
Clay (%)	14.94-48.98	27.68		15.38-48.23	28.60	

Note: OC: Organic Carbon, TN: Total Nitrogen, C/N: Carbon Nitrogen ratio

Conservation implications

When considering conservation efforts for this species, it is important to give attention to the survival and growth of poles such that they can develop and produce seeds to ensure the sustainability of local populations. Silvertown et al (2006) suggested that high densities of a plant species within a habitat indicate suitable environmental conditions for that species. Various studies in tropical forests have related differences in tree densities to environmental variables such as light intensity (Yamada 2006), topography (Sri-Ngernyung 2003), edaphic factors (Palmiotto 2006), or a combination of these factors (Davies et al. 2004). Our study indicated that seedling density was affected by TN and pH, and pole density was affected by soil clay content. Our recommendations for future conservation efforts, based on these findings, include the maintenance of existing poles, a prohibition on bark harvesting, and encouraging use of the leaves, rather than bark, for medicinal applications among consumers of *G. macrophyllus*.

ACKNOWLEDGEMENTS

We express our gratitude to the Faculty of Biology at General Sudirman University, Purwokerto, banyumas, Indonesia, the Faculty of Forestry at the Kuningan University, Indonesia the Balitro Soil Laboratory, the Ministry of Agriculture of the Republic of Indonesia in Bogor, Indonesia and Perum Perhutani Regional Division III of West Java and Banten. We also convey our gratitude to Yayan Hendrayana, Agus Yadi Ismail, Alif, and many friends that have been steadfast in surveying and data collection.

REFERENCES

- Alabsi AM, Ali R, Ali AM, Harun H, Al-Dubai SAR, Ganasegeran K, Alshagga MA, Salem SD, Hayati N. 2013. Induction of Caspase-9, Biochemical Assessment and Morphological Changes Caused by Apoptosis in Cancer Cells Treated with Goniothalamine Extracted from *Goniothalamus macrophyllus*. Asian Pac J Cancer Prevent 14 (11): 6273-6280.
- Backer CA, Bakhnizen van den Brink RC. 1963. Flora of Java, Vol 1. Noordhoff, Groningen.
- Balunas MJ, Kinghorn AD. 2005. Drug discovery from medicinal plants. Life Sci 78: 431-441.
- Barker PCJ, Kirkpatrick JB. 1994. *Phyllocladus aspleniifolius*: Variability in the population structure, the regeneration niche and dispersion pattern in Tasmanian Forests. Austr J Bot 42 (2): 163-193.
- Belnap J, Gardner JS. 1993. Soil microstructure in soil of the Colorado Plateau: the Role of the *Cyanobacterium microcoleus* O'aginatius. Great Basin Naturalis 53: 40-47
- Boussadia O, Steppe K, Zgallai H, Ben El Hadj S, Braham M, Lemeu, R, Van Labeke MC. 2010. Effects of nitrogen deficiency on leaf photosynthesis, carbohydrate status and biomass production in two olive cultivars "Meski" and "Koroneiki". Sci Hortic 123: 336-342.
- Budiharta S, Widyatmoko D, Irawati, Wiriadinata H, Rugayah, Partomihardjo T, Ismail, Uji T, Keim AP, Wilson K. 2011. The processes that threaten Indonesian plants. Oryx 45: 172-179.
- Burnham KP, Anderson DR, Laake JL. 1980. Estimating density from line transect sampling of biological populations. Wildlife Monogr 72: 3-202.
- Chapin, FS, PM Vitoesek, K Vancleve. 1986. The nature of nutrient limitation in plant communities. Amer Nat 127: 48-58.
- Chong AP, Markus A, Rossall S. 2012. The susceptibility of different varieties of oil palm seedling to *Gonederma boninense* infection. Pak J Bot 44 (6): 2001-2004.
- Davies SJ, Tan S, LaFrankie JV, Potts MD. 2005. Soil-related floristic variation in the hyperdiverse dipterocarp forest in Lambir Hills, Sarawak. In: Roubik DW, Sakai S, Hamid A (eds.) Pollination Ecology and Rain Forest Diversity. Sarawak Studies, Springer-Verlag, Berlin.
- Fathia AA. 2016. Komposisi Jenis dan Struktur Tegakan Serta Kualitas Tanah di Hutan Gunung Galunggung Tasikmalaya [Hon Thesis]. Institut Pertanian Bogor, Bogor, Indonesia [Indonesian]
- Fiqa AP, Fauziah, Lestari DA, Budiharta S. 2019. The importance of in-situ conservation area in mining concession in preserving diversity, threatened and potential floras in East Kalimantan, Indonesia. Biodiversitas 20: 198-210.
- Gu Sewell S. 2004. N : P Ratio in terrestrial Plant: Variation and Functional Significance. New Phytol 164: 243-266
- Handayani FM. 2010. Kajian Permudaan Tumbuhan Langka Kulim (*Scorodocarpus borneensis* Becc.) dan Komposisi Vegetasi Pohon Sekitarnya di Taman Nasional Tesso Nilo, Riau. [Hon. Thesis]. Institut Pertanian Bogor, Bogor, Indonesia. [Indonesian]
- Hanum F. 1999. Plant diversity and conservation value of Ayer Hitam Forest, Selangor, Peninsular Malaysia. Pertanika J Trop Agric Sci 22: 73-83.
- Hardjowigeno S. 2007. Ilmu Tanah. Akademika Pressindo, Jakarta, Indonesia. [Indonesian]

- Hariyadi B, Ticktin T. 2012. Uras: medicinal and ritual plants of Serampas, Jambi Indonesia. *Ethnobot Res Appl* 10: 133-149.
- Henle K, Davies KF, Kleyer M, Margules C, Settle J. 2004. Predictors of Species Sensitivity to Fragmentation. *Biodiv Conserv* 13: 207-251.
- Homer ER. 2008. The Effect of Nitrogen Application Timing on Plant Available Phosphorus. [Thesis]. The Ohio State University, USA.
- Huber H. 1985. Annonaceae In: Dassanayake MD (ed), A revised handbook to the Flora of Ceylon Vol. 5. A.A. Balkema, Rotterdam.
- Humeirah AGS, Nor Azah MA, Mastura M, Milina J, Saiful JA, Muhajir H, Puad AM. 2010. Chemical constituents and antimicrobial activity of *Goniothalamus macrophyllus* (Annonaceae) from Pasoh Forest Reserve, Malaysia. *Afr J Biotechnol* 9: 5511-5515.
- Issa OM, Bissonnais YL, Defarge C, Trichet J. 2001. Role of a cyanobacterial cover on structural stability of sandy soils in the Sahelian Part of Western Niger. *Geoderma* 101: 15-30.
- Jessup LW. 1986. The genus *Goniothalamus* (Blume) JD Hook. & Thomson (Annonaceae) in Australia. *Austrobaileya* 2(3): 224-226.
- Kusmana C. 1997. Metode Survey Vegetasi. PT. Penerbit Institut Pertanian Bogor, Bogor, Indonesia. [Indonesian]
- Laughlin DC, Clarkson BD. 2018. Tree seedling survival depends on canopy age, cover and initial composition: Trade-offs in forest restoration enrichment planting. *Ecol Rest* 36: 52-61.
- Lestari D, Sulistyadi E. 2015. Preliminary study of species area curve in Dungus Iwul Nature Reserve, Jasinga, Bogor. The 5th International Conference on Plant Diversity (ICPD 2015) Plant Diversity: A Global Challenge. Universitas Jenderal Soedirman, Purwokerto, Indonesia. 158-162. [Indonesian]
- Li XR, Wang XP, Li T. 2002. Microbiotic soil crust and its effect on vegetation and habitat on artificially stabilized desert dunes in Tengger Desert, Northern China. *Biol Fert Soils* 35: 147-154.
- Maneenoon K, Khuniad C, Teanuan Y, Saedan N, Prom-in S, Rukleng N, Kongpool W, Pinsook P, Wongwiwat W. 2015. Ethnomedicinal plants used by traditional healers in Phatthalung Province, Peninsular Thailand. *J Ethnobiol Ethnomed* 11: 1-20.
- Mat-Salleh K. 2001 New and Noteworthy Species of Bornean *Goniothalamus* (Annonaceae). *Folia Malaysiana* 2: 75-116.
- Mitra D. 1997. Annonaceae In: Sharma BD. et al. (eds), Flora of India. Vol. 1. Botanical Survey of India, Calcutta, India.
- Nakkunthod M, Su YC, Seelanan T, Saunders RMK. 2009. Molecular phylogenetic and morphological evidence for the congeneric status of *Goniothalamus* and *Richella* (Annonaceae). *Taxon* 58 (1): 127-132.
- Ong HC, Faezah AW, Milow P. 2012. Medicinal plants used by the Jah Hut Orang Asli at Kampung Pos Penderas, Pahang, Malaysia. *Ethno Med* 1: 11-15.
- Palmiotto PA, Davies SJ, Vogt KA, Ashton MS, Vogt DJ, Ashton PS. 2004. Soil-related habitat specialization in dipterocarp rain forest tree species in Borneo. *J Ecol* 92: 609-623.
- Pardo A, Amato M, Chiaranda FQ. 2000. Relationships between soil structure, root distribution and water uptake of chickpea (*Cicer arietinum* L.). plant growth and water distribution. *Eur J Agron* 13: 39-45.
- Prasaja D. 2016. Bioekologi dan Etnobotani Pandan (Pandanaceae) oleh Orang Rimba di Taman Nasional Bukit Duabelas Jambi. PT. Penerbit Institut Pertanian Bogor, Bogor, Indonesia. [Indonesian]
- Purnomo SH, Bratawinata A, Simarangkir BDAS, Matius P. 2015. Vegetation diversity in the high-severity burned over forest areas in East Kalimantan, Indonesia. *Acad J Agric Res* 3: 213-221.
- Rampazzo N, Blum WEH, Wimmer B. 1998. Assessment of soil structure parameters and functions in agricultural soils. *Bodenkultur* 49: 69-84.
- Raun WR, Johnson GV. 1999. Improving nitrogen use efficiency for cereal production. *Agron J* 91: 357-363.
- Saunders RMK. 2002. The genus *Goniothalamus* (Annonaceae) in Sumatra. *Bot J Linn Soc* 139: 225-254.
- Saunders RMK, Chalermglin P. 2008. A synopsis of *Goniothalamus* species (Annonaceae) in Thailand, with description of three new species. *Bot J Linn Soc* 156: 355-384.
- Saunders RMK. 2003. A synopsis of *Goniothalamus* species (Annonaceae) in Peninsular Malaysia, with a description of a new species. *Bot J Linn Soc* 142: 321-339.
- Saunders, RMK, Munzinger JA. 2007. New species of *Goniothalamus* (Annonaceae) from New Caledonia, representing a significant range extension for the genus. *Bot J Linn Soc* 155: 497-503.
- Schmidt FH, Ferguson JH. 1952. Rainfall types based on wet and dry period ratios for Indonesia with Western New Guinea. Verhand No. 42. Kementerian Perhubungan Djawatan Meteorologi dan Geofisika. Jakarta.
- Scholl, A, Taylor, AH. 2006. Regeneration pattern in old growth red western white pine forest in the Northern Sierra Nevada, Lake Tahoe, USA. *For Ecol Manag* 235: 143-154.
- Setyowati FM, Wardah. 2010. Utilization of traditional medicine as stamina enhancer in Sundanese communities at Cicemet Village, Banten Kidul; Proceedings of International Conference on Medicinal Plants. Surabaya, 21-21 July 2010. [Indonesian]
- Silvertown, J, Dodd M, Gowing D, Lawson C, McConway K. 2006. Phylogeny and the hierarchical organization of plant diversity. *Ecology* 87 (Suppl): 39-49.
- Sinclair J. 1955. A Revision of the Malayan Annonaceae. *Gard Bull Sing* 14: 149-508.
- Slik JWF, Hovenkamp P, Iqbal M, Raes N. 2007. Structure, plant species diversity and plant species composition of the Gunung Lumut Protection Forest (East Kalimantan, Indonesia). National Herbarium Nederland, Leiden University Branch, Leiden.
- Slik JWF, Poulsen AD, Ashton PS, Cannon CH, Eichhorn KAO, Kartawinata K, Lanniari I, Nagamasu H, Nakagawa M, van Nieuwstadt MGL, Payne J, Purwaningsih, Saridan A, Sidiyasa K, Verburg RW, Webb CO, Wilkie P. 2003. A floristic analysis of the lowland dipterocarp forests of Borneo. *J Biogeogr* 30: 1517-1531.
- Sri-Ngernyuan K, Kanzaki M, Mizuno T, Noguchi H, Teejuntuk S, Sungpalee C, et al. 2003. Habitat differentiation of Lauraceae species in a tropical lower montane Forest in northern Thailand. *Ecol Res* 18: 1-14.
- Susiarti S, Rahayu M, Rugayah. 2018. Diversity of Indonesian Medicinal Plant in The lowland Forest, Bodogol and Its Surrounding of Mount Gede Pangrango National Park, West Jawa. *IOP Conf. Ser Earth Environ Sci* 166: 1-13.
- Suwandhi I. 2009. Kenormalan struktur dan komposisi tegakan hutan alam Gunung Kareumbi Masigit Kabupaten Sumedang Jawa Barat. *Wana Mukti For Res J* 9: 49-56.
- Tang CC, Xue B, Saunders RMK. 2013. A New Species of *Goniothalamus* (Annonaceae) from Palawan, and new Nomenclatural Combination in the genus from Fiji. *Phytotax* 32: 27-35.
- Turner IM, Saunders RMK. 2008. Four new species of *Goniothalamus* (Annonaceae) from Borneo. *Nordic J Bot* 26: 329-337.
- Van Valkenburg JLCH, Bunyapraphatsara N (eds). 2002. Plant Resources of Southeast Asia; 2. Medicinal & Poisonous Plants. PROSEA, Bogor, Indonesia.
- Verrecchia E, Yair A, Kidron GJ, Verrecchia K. 1995. Physical Properties of the psammophile microbiotic crust and their consequences to the water regime of sandy soil, North-Western Negev Desert, Israel. *J Arid Environ* 29: 427-437.
- Vitousek P. 1982. Nutrient Cycling and Nutrient Use Efficiency. *Amer Nat* 119: 553-572.
- Wang YP, Houlton BZ, Field CB. 2007. A model of biogeochemical cycles of carbon, nitrogen, and phosphorus including symbiotic nitrogen fixation and phosphatase production. *Glob Biogeochem Cycles* 21: 1018-1029.
- Yamada T, Ngakan OP, Suzuki E. 2006. Differences in growth and light requirement of two sympatric congeneric tree species in an Indonesian floodplain forest. *J Trop Ecol* 22: 349-352.
- Zerabruk S, Yirga G. 2012. Traditional knowledge of medicinal plants in Gindeberet district, Western Ethiopia. *S Afr J Bot* 78: 165-169.
- Zhang YM, Wang HL, Wang XQ, Yang WK, Zhang DY. 2005. The microstructure of microbiotic crust and its influence on wind erosion for a sandy soil surface in the Gurbantunggut Desert of Northwestern China. *Geoderma* 132: 441-449.

TURNITIN

Population structure and habitat characteristics of *Goniothalamus macrophyllus* in Bukit Pembarisan forest, West Java, Indonesia

by Eming Sudiana

Submission date: 23-Aug-2020 11:07PM (UTC+0700)

Submission ID: 1372911205

File name: BIODIVERSITAS_VOL_21_NO_3_2020__ARTIKEL.pdf (486.19K)

Word count: 4858

Character count: 26484

Short Communication: Population structure and habitat characteristics of *Goniothalamus macrophyllus* in Bukit Pembarisan forest, West Java, Indonesia

ILHAM ADHYA^{1,2,*}, PUDJI WIDODO^{2,†}, CECEP KUSMANA³, EMING SUDIANA², IMAM WIDHIONO²,
TOTO SUPARTONO¹

¹Faculty of Forestry, Universitas Kuningan. Jl. Tjut Nyak Dhien, Cijoho, Kuningan 45513, West Java, Indonesia. Tel/fax.: +62-232-874824-873696,
*email: ilhamadhy@yahoo.co.id

²Faculty of Biology, Universitas Jenderal Soedirman. Jl. Dr. Soeparno 63, Purwokerto, Banyumas 53122, Central Java, Indonesia.
†email: pwidodo@unsod.ac.id

³Faculty of Forestry, Institut Pertanian Bogor. Jl. Lingkar Akademik, Dramaga, Bogor 16680, West Java, Indonesia

Manuscript received: 14 January 2019. Revision accepted: 19 February 2020.

Abstract. Adhya I, Widodo P, Kusmana C, Sudiana E, Widhiono I, Supartono T. 2020. Short Communication: Population structure and habitat characteristics of *Goniothalamus macrophyllus* in Bukit Pembarisan forest, West Java, Indonesia. *Biodiversitas* 21: 1130-1135. *Goniothalamus macrophyllus* (Blume) Hook.f. & Thomson is a forest species with important medicinal value and widely used by many local communities. Excessive harvesting of this species has led to population decline and may lead to extinction. The aims of this research was to investigate population structure, habitat characteristics and environmental factors affecting local densities of *G. macrophyllus* in Bukit Pembarisan forest, Kuningan District, West Java, Indonesia. Purposive sampling was conducted at 17 locations from November 2018 to March 2018. The result showed that the population structure in the study area was dominated by seedlings (95% of the total number of individuals), followed by saplings (4%) and poles (0.1%). Seedlings, saplings, and poles were found growing across a wide elevational range (432-1,273 m asl.), at temperatures of 19-25°C, relative humidity of 80-90%, and soil pH of 4.61-6.46. The multiple regression analysis showed that soil nitrogen and soil pH affected seedling density, whereas soil clay content affected pole density. Our findings indicate that *G. macrophyllus* preferred acidic soils with high nitrogen and high clay content. We, therefore, recommend that future conservation efforts include the maintenance of existing poles, a prohibition on bark harvesting, and encouraging use of the leaves, rather than bark, for medicinal applications among consumers of *G. macrophyllus*.

Keywords: Plant conservation, population density, soil characteristics

INTRODUCTION

The genus *Goniothalamus* (Annonaceae family) comprises 50-130 species distributed from Southeast Asia and Malaysia to the northern tropical regions of Australia (Jessup 1986; Saunders 2003; Nakkhantod et al 2009; Tang et al 2013). *Goniothalamus* spread in lowland forests and sub-tropical Southeast Asia: western Malesia, Kalimantan (Mat-Salleh 2001; Turner and Saunders 2008), Sumatra (Saunders 2002), Peninsular Malaysia/ Thailand, south of Isthmus of Kra (Saunders 2003; Saunders and Chalermglin 2008), and southern India and Sri Lanka (Huber 1985; Mitra 1997). Of these, *G. macrophyllus* (Blume) Hook.f. & Thomson is a shrub or a small tree up to 8 m in height. In Southeast Asia, *G. macrophyllus* is primarily distributed in peninsular Thailand and Malaysia, as well as Borneo, Sumatra, and Java in Indonesia. Its habitat is primary and secondary dry or wet disturbed forests with loamy clay or sandy soils over granite, and it is found at elevations of 0-1300 m. *G. macrophyllus* is the most widespread species of the genus and is characterized by a medium-sized stem and tapered leaf tips. The leaves are 40-55 cm in length and 7-15 cm in width and are highly aromatic, as are the stems. This species is used widely by

humans for medicinal purposes. Applications include the use of its leaves as a natural insecticide (van Valkenburg and Bunyaphatsara 2002), Alabsi, et al. (2013) suggested that the natural extract of *G. macrophyllus* has anti-cancer properties against tumor cells, and an antidote for snake bites in the Serampas area of Jambi, Indonesia (Hariyadi and Ticktin 2012). Traditional healers in Patthalung Province, Thailand, use this species to treat flatulence, general fatigue, and body pain (Maneenoon et al. 2015). It is also used for anti-aging purposes (Ong et al. 2012) and as a treatment for typhoid fever (Setyowati and Wardah 2010). Pounded leaves and bark are used to treat skin complaints (Chong et al. 2012), and essential oil produced from the twigs and roots has shown strong antimicrobial properties against immediately vancomycin-resistant *Staphylococcus aureus*, *Staphylococcus epidermidis*, and *Candida albicans* (Humeirah et al. 2010).

Balunas and Kinghorn (2005) reported that the increases in the medicinal uses of this species have increased its risk of extinction or extinction in the wild. Many medicinal plant species are threatened with extinction from overharvesting and habitat destruction, and 20% of wild medicinal plant resources have already been

lost due to overconsumption⁴⁵ and anthropogenic activities (Zerabruk and Yirga 2012). Intrinsic biological factors and habitat loss⁶⁵ are the major causes of plant endangerment in Indonesia, followed by overexploitation and natural factors (Budiharta et al. 2011). Raw materials have been harvested from *G. macrophyllus* for centuries by many indigenous groups, in particular, its bark is highly valued due to its chemical composition and unusual structure. However, the process of harvesting the bark can cause tree death, leading to population¹⁸ decline.

Natural regeneration of tree species is crucial to¹⁸ maintain its population and forest stand composition over space and time (Henle et al. 2004). Forest managers and ecologists must understand the processes driving forest species regeneration (Slik et al. 2003) because floristic and structural compositions vary among communities and intra- or inter-species competition may relate to changes in regeneration opportunity for a given species (Barker a²³ Kirkpatrick 1994). Studies of the population dynamics of tree seedlings in different forest stands have demonstrated that growth and survival are influenced by a variety of microclimatic and edaphic factors (Scholl and Taylor 2006).

Several regional taxonomic studies of *Goniiothalamus* have been published for western Malesia, including Peninsular Malaysia (Sinclair 1955), Java (Backer and Bakhuizen van den Brink 1963), and Borneo (Mat-Salleh 2001), and within the Gunung Lumut Protected Forest of

East Kalimantan (Slik et al. 2007). Research has been conducted to reveal the growth rates of seedlings, saplings, and poles of this species in the Masigit Mountain Kareumbi Forest, Sumedang District, West Java (Suwandhi 2009). We expand this existing knowledge by investigating population structure of the species, habitat preference, and environmental factors that influence local density of *G. macrophyllus* in Bukit Pembarisan forest, Kuningan District, West Java. The results of this study can serve as baseline information in developing conservation approaches.

9

MATERIALS AND METHODS

Study period and area

This research was conducted from September 2017 to M⁴⁹ 2018 in specially protected forest Bukit Pembarisan in Kuningan District, West Java, Indonesia (Figure 1). The forest is located at 108°23'-108°47'E, 6°47'-7°12'S and includes nine villages: Pinara, Gunung Manik, Subang, Bagawat, Jatisari, Legokherang, Bungurberes, Mandapajaya, and Jabranti. The study area has typ⁵⁶ and C climates (Schmidt and Ferguson 1952) with an average rainfall of 2,000-4,000 mm/year. During the study period, monthly average temperatures ranged from 18°C to 22°C.

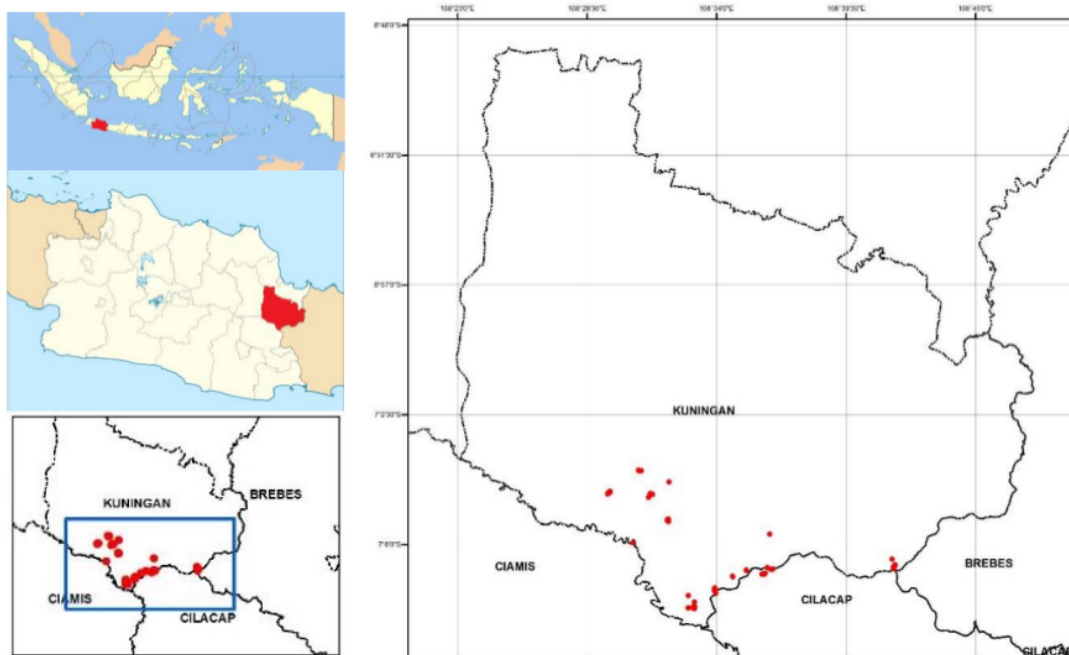


Figure 1. Study area and seventeen sampling sites of *Goniiothalamus macrophyllus* in Bukit Pembarisan, Kuningan District, West Java, Indonesia

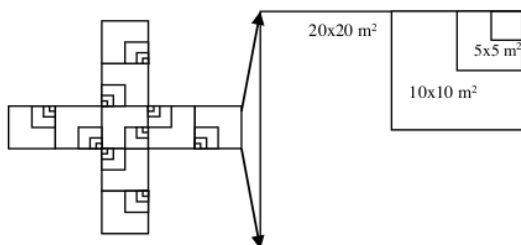


Figure 2. Nested survey plots used to assess *G. macrophyllus* at different growth stages

Sampling procedure

Sampling was conducted at seventeen sites based on the occurrence of *G. macrophyllus* found during the preliminary survey. These sites have altitudes ranging from 432 m asl to 1273 m asl. At each sampling location, nine plots were established, totaling 153 plots across the studied areas. Survey locations were determined using a purposive sampling method and conducted using the distance sampling technique (Burnham et al. 1980). Population structure of *G. macrophyllus* and soil data were taken using nested sample plot. Nine nested sample plots of varying sizes were established around *G. macrophyllus* populations to record individuals at varying growth stages (Kusmana 1997). Plot sizes included 2×2 m² plots for seedlings (< 1.5 m in height), 5×5 m² plots for saplings (> 1.5 m in height and < 10 cm in diameter), 10×10 m² plots for poles (10-19 cm in diameter), and 20×20 m² plots for trees (> 20 cm in diameter) (Figure 2). The number of individuals of each growth stage at each plot was recorded. Elevation was determined at each site.

Plant identification was done at the Herbarium Bogoriense, Indonesian Institute of Sciences in Bogor, Indonesia. Soil samples were taken from plots at 0–30 cm and 30–45 cm depths using a ground drill. Samples were then composited for each depth and analyzed at the Balitro Bogor Laboratory for physical characteristics (soil texture) and chemical properties: pH, organic carbon [OC], carbon: nitrogen ratio [C/N], total nitrogen (TN), phosphorus [P], potassium [K], calcium [Ca], and magnesium [Mg]).

Data analysis

Data were analyzed using multiple linear regression with a stepwise approach with population density as response variable and environmental factors as predictor variables. Plot data of seedling, sapling, and pole counts

were assessed using the following formula (Kusmana 1997):

$$K = \frac{\text{the number of type } i \text{ tree (s)}}{\text{plot size (ha)}}$$

Where, K is the density of growth stage *i* (seedling, sapling, and pole).

RESULTS AND DISCUSSION

Population structure of *Goniothalamus macrophyllus*

We encountered 46,279 individuals of *G. macrophyllus* across all sampling sites. However, most individuals were seedlings (44,168, equal to 94% of the total population), while saplings accounted for only 4% and poles accounted for only 0.1% (Figure 3), another study in New Medonia found population of *G. dumontetii* is 250 individuals, with a density of 1 individual per 200 m square (Saunders and Munzinger 2007). Other studies have also demonstrated that seedlings are the most common growth stage relative to saplings, poles, and trees for *G. macrophyllus* (Fathia 2016), and this age structure pattern is common in plants. Also, it is important to note the very low proportion of poles relative to seedlings and saplings in which among all sampling sites, poles were only detected at two locations, one at 997 m in elevation and the other at 1,175 m (Table 1). This was likely the result of limiting environmental factors. Laughlin and Clarkson (2018) suggested that death at the seedling stage is likely related to canopy cover.

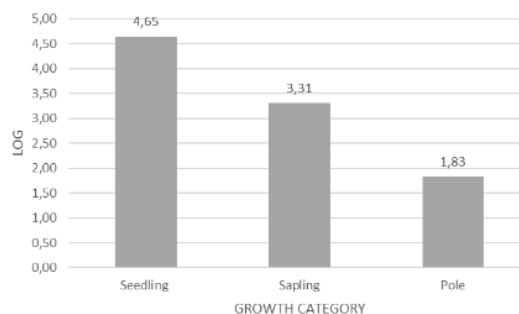


Figure 3. Population of *Goniothalamus macrophyllus* based on growth category

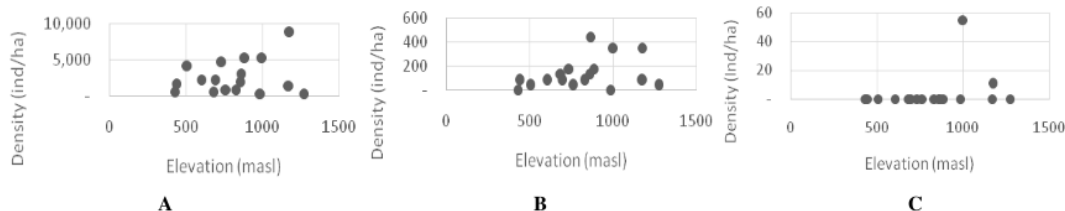


Figure 4. *Goniothalamus macrophyllus* densities among growth classes along an elevational gradient. A. Seedling, B. Sapling, C. Pole

Goniothalamus macrophyllus population was observed at sites 432–1,273 m in elevation within the study area. This is consistent with the findings of Saunder and Munzinger (2007), who reported population of *G. dumontetii* grows in a level area 500 m, in humid forest over ultramafic soil in New Caledonia. Other studies have also documented this species in low elevation forests (<200 m) (Fiqa et al. 2019; Susiarti et al. 2018). In terms of forest type, *G. macrophyllus* has been reported found in primary and secondary forests in Jambi (Hariyadi and Ticktin 2012). Moreover, Purnomo et al. (2015) found seedlings of *G. macrophyllus* growing in burnt forest areas in East Kalimantan. Based on these results, it can be indicated that *G. macrophyllus* inhabits primary and secondary lowland forests.

Among all sites, the highest density of seedlings was found at 1,175 m in elevation (8,889 individuals [ind]/ha), whereas the highest densities of saplings and poles were found at 864 m (444 ind/ha) and 997 m (56 ind/ha), respectively. The lowest seedling density was observed at 1,273 m (278 ind/ha), and the lowest sapling and pole densities at 506–1,273 m (44 ind/ha) and 1,175 m (11 ind/ha), respectively (Table 1). During the sampling there was no tree stage were found in any sampling locations, however, the observed high densities of seedlings and saplings indicate that the lowland forest of the study site is suitable habitat for the species. The densities of poles and trees were low relative to other studies, but were high in terms of saplings and seedlings. Prasaja (2016) reported the densities of poles and trees of *G. macrophyllus* in Bukit Duabelas Jambi National Park, Indonesia with 215 ind/ha and 5 ind/ha, respectively, while Handayani (2010) reported densities of 1 ind/5 ha, 7 ind/5 ha, and 2 ind/5 ha for seedlings, saplings, and poles, respectively. Elevation affected sapling density ($\lambda_2 = 25.903$, $p = 0.055$), but not pole ($\lambda_2 = 44.310$, $p = 0.000$) or seedling ($f = 0.004$, $p = 1$) density. However, we note that poles were only encountered at two locations.

Habitat characteristics of *Goniothalamus macrophyllus*

Temperature and humidity may strongly affect *G. macrophyllus* growth. *G. macrophyllus* occurred at temperatures of 19–25°C and relative humidity of 80–90%. These values are comparable to those reported by Hanum (1999), who found *G. macrophyllus* in areas with 87.6–97.8% humidity in Ayam Hutan Forest, and by Prasaja (2016), who reported humidity of 80–94% at *G. macrophyllus* locations in Bukit Duabelas Jambi National Park. Lestari and Sulistyadi (2015) reported that *G. macrophyllus* was found in areas with temperatures of 22.5–33°C. In addition, this species is grown at the Bogor Botanical Gardens at temperatures of 25–39°C and humidity of 34–80% (Handayani 2010). Table 2 describes the physical and chemical soil properties at *G. macrophyllus* sites.

Broadly, the results of the soil analysis suggested that this species prefers soils that are relatively acidic, with moderate to high OC, moderate TN, a low to moderate

C/N, very low P_2O_5 , high to very high Ca, and high Mg and K. Preferred soil textures appear to be sandy loams to sandy clay loams in which in accordance to Hanum (1999) who also reported *G. macrophyllus* growing on sandy clay loams in peninsular Malaysia. In summary, this species appears to grow in slightly acidic soils with sufficient macro- and micro-nutrient concentrations, which are common requirements by most plants for survival. The balance of nitrogen and phosphorus in plant tissues is of particular interest because these elements play a pivotal role in many aspects of plant biology and their availability frequently limits plant growth (Vitousek 1982; Chapin et al. 1986; Gu Sewell 2004). P is important for strengthening stems and increasing disease resistance (Hardjowigeno 2007), and Mg is important for chlorophyll formation (Hardjowigeno 2007).

64

Relationship between environmental factors and *Goniothalamus macrophyllus* density

The results of multiple linear regression using a stepwise approach indicated that pole density was affected by soil clay content at the 0–30 cm soil depth ($t = 2.40$, $p = 0.03$, $R^2 = 0.278$), as well as by the clay content at the 30–45 cm soil depth ($t = 2.578$, $p = 0.021$). These results indicate that *G. macrophyllus* likely grows best in soils with a dominant clay content. Soil structure influences plant growth with regard to root distribution and the ability of the soil to absorb water and nutrient (Rampazzo, et al., 1998; Pardo, et al. 2000). Sandy soil surface disturbances resulted greatly decreased soil resistance to wind erosion (Zhang et al 2006), researchers are studying the role of microbiotic crusts on the structural stability of sandy soils (Belnap and Gardner, 1993; Verrecchia et al., 1995; Issa et al. 2001; Li et al. 2002). Hardjowigeno (2007) also emphasized that sandy soils tend to have lower nutrient concentrations than clay soils.

At a soil depth of 361.5 cm, seedling density was affected by TN ($t = 4.28$, $p = 0.01$) and pH ($t = 3.138$, $p = 0.07$). These results suggest that seedlings may perform best in soils with a high N concentration and neutral pH. N is a critical nutrient for plants and a deficiency in this element can limit plant growth and lead to plant death (Hardjowigeno 2007). Nitrogen fertilizer application to cereal has achieved large increases in yields (Raun and Johnson 1999). Therefore adequate N is critical for normal plant growth (Wang et al. 2007; Homer 2008). Boussadia et al. (2010) reported that nitrogen deficiency in olive plants led to a reduction of leaf chlorophyll content and the rate of photosynthesis. Soil pH affects nutrient absorption by plants in which nutrients are more easily absorbed in soils with neutral pH (Hardjowigeno 2007).

In conclusion, *G. macrophyllus* appears to grow in habitats with average temperatures of 19–25°C and high humidity (80–90%), in soils that are slightly acidic, have high to very high Ca, Mg, and K concentrations, low P concentrations, a low C/N, moderate N concentration, and a sandy clay loam texture.

Table 2. Physical and chemical soil properties at two soil depths at *Goniothalamus macrophyllus* sampling locations

Parameter	Soil depth					
	0-30 cm			30-45 cm		
	Range	Mean	Description	Range	Mean	Description
pH	4.61-6.28	5.57	Slightly acidic	4.62-6.46	5.63	Slightly acidic
OC (%)	0.23-8.84	4.07	High	0.20-6.00	2.39	Moderate
TN (%)	0.09-0.80	0.39	Moderate	0.05-0.68	0.25	Moderate
C/N	0.96-15.63	9.58	Low	1.33-46.40	11.24	Moderate
P ₂ O ₅ (mg/100 g)	2.93-11.68	4.29	Very low	2.69-13.94	4.05	Very low
Ca (Cmol(+)/Kg)	1.43-34.22	20.35	Very high	0.60-34.92	16.79	High
Mg (Cmol(+)/Kg)	0.65-11.57	5.84	High	1.18-10.47	5.72	High
K (Cmol(+)/Kg)	0.07-3.13	0.95	High	0.13-2.61	0.68	High
Sand (%)	37.20-80.08	60.74	Sandy loam	17.14-74.71	54.96	Sandy clay loam
Dust (%)	0.00-35.15	11.60		0.00-42.65	16.93	
Clay	14.94-48.98	27.68		15.38-48.23	28.60	

Note: OC: Organic Carbon, TN: Total Nitrogen, C/N: Carbon Nitrogen ratio

Conservation implications

When considering conservation efforts for this species, it is important to give attention to the survival and growth of poles such that they can develop and produce seeds to ensure the sustainability of local populations. Silvertown et al (2006) suggested that high densities of a plant species within a habitat indicate suitable environmental conditions for that species. Various studies in tropical forests have related differences in tree densities to environmental variables such as light intensity (Yamada 2006), topography (Sri-Ngernyung 2003), edaphic factors (Palmiotto 2006), or a combination of these factors (Davies et al. 2004). Our study indicated that seedling density was affected by TN and pH, and pole density was affected by soil clay content. Our recommendations for future conservation efforts, based on these findings, include the maintenance of existing poles, a prohibition on bark harvesting, and encouraging use of the leaves, rather than bark, for medicinal applications among consumers of *G. macrophyllus*.

ACKNOWLEDGEMENTS

We express our gratitude to the Faculty of Biology at General Sudirman University, Purwokerto, banyumas, Indonesia, the Faculty of Forestry at the Kuningan University, Indonesia the Balitro Soil Laboratory, the Ministry of Agriculture of the Republic of Indonesia in Bogor, Indonesia and Perum Perhutani Regional Division III of West Java and Banten. We also convey our gratitude to Yayan Hendrayana, Agus Yadi Ismail, Alif, and many friends that have been steadfast in surveying and data collection.

REFERENCES

- Alabsi AM, Ali R, Ali AM, Harun H, Al-Dubai SAR, Ganasegeran K, Alshagga MA, Salem SD, Hayati N. 2013. Induction of Caspase-9, Biochemical Assessment and Morphological Changes Caused by Apoptosis in Cancer Cells Treated with Goniothalamine Extracted from *Goniothalamus macrophyllus*. Asian Pac J Cancer Prevent 14 (11): 6273-6280.
- Backer CA, Bakhuizen van den Brink RC. 1963. Flora of Java, Vol 1. Noordhoff, Groningen.
- Balunas MJ, Kinghorn AD. 2005. Drug discovery from medicinal plants. Life Sci 78: 431-441.
- Barker PCJ, Kirkpatrick JB. 1994. *Phyllocladus aspleniifolius*: Variability in the population structure, the regeneration niche and dispersion pattern in Tasmanian Forests. Austr J Bot 42 (2): 163-193.
- Belnap J, Gardner JS. 1993. Soil microstructure in soil of the Colorado Plateau: the Role of the *Cyanobacterium microcoleus* O'aginus. Great Basin Naturalis 53: 40-47.
- Boussadia O, Stepe K, Zgallai H, Ben El Hadj S, Braham M, Lemeu, R, Van Labeke MC. 2010. Effects of nitrogen deficiency on leaf photosynthesis, carbohydrate status and biomass production in two olive cultivars "Meski" and "Koroneiki". Sci Hort 123: 336-342.
- Budiharta S, Widyatmoko D, Irawati, Wiriadinata H, Rugayah, Partomihardjo T, Ismail, Uji T, Keim AP, Wilson K. 2011. The processes that threaten Indonesian plants. Oryx 45: 172-179.
- Burnham KP, Anderson DR, Laake JL. 1980. Estimating density from line transect sampling of biological populations. Wildlife Monogr 72: 3-202.
- Chapin, FS, PM Vitoesek, K Vancleve. 1986. The nature of nutrient limitation in plant communities. Amer Nat 127: 48-58.
- Chong AP, Markus A, Rossall S. 2012. The susceptibility of different varieties of oil palm seedling to *Gonederma boninense* infection. Pak J Bot 44 (6): 2001-2004.
- Davies SJ, Tan S, LaFrankie JV, Potts MD. 2005. Soil-related floristic variation in the hyperdiverse dipterocarp forest in Lambir Hills, Sarawak. In: Roubik DW, Sakai S, Hamid A (eds.) Pollination Ecology and Rain Forest Diversity. Sarawak Studies, Springer-Verlag, Berlin.
- Fathia AA. 2016. Komposisi Jenis dan Struktur Tegakan Serta Kualitas Tanah di Hutan Gunung Galunggung Tasikmalaya [Hon Thesis]. Institut Pertanian Bogor, Bogor. [Indonesian]
- Fiqa AP, Fauziah, Lestari DA, Budiharta S. 2019. The importance of in-situ conservation area in mining concession in preserving diversity, threatened and potential floras in East Kalimantan, Indonesia. Biodiversitas 20: 198-210.
- Gu Sewell S. 2004. N : P Ratio in terrestrial Plant: Variation and Functional Significance. New Phytol 164: 243-266.
- Handayani FM. 2010. Kajian Permudaan Tumbuhan Langka Kulim (*Scorodocarpus borneensis* Becc.) dan Komposisi Vegetasi Pohon Sekitarnya di Taman Nasional Tesso Nilo, Riau. [Hon. Thesis]. Institut Pertanian Bogor, Bogor, Indonesia. [Indonesian]
- Hanum F. 1999. Plant diversity and conservation value of Ayer Hitam Forest, Selangor, Peninsular Malaysia. Pertanika J Trop Agric Sci 22: 73-83.
- Hardjowigeno S. 2007. Ilmu Tanah. Akademika Pressindo, Jakarta, Indonesia. [Indonesian]

- 31 Hariyadi B, Ticktin T. 2012. Uras: medicinal and ritual plants of 26 Serampas, Jambi Indonesia. *Ethnobot Res Appl* 10: 133-149.
- Henle K, Davies KF, Kleyer M, Margules C, Settle J. 2004. Predictors of 30 Species Sensitivity to Fragmentation. *Biodiv Conserv* 13: 207-251.
- Homer ER. 2008. The Effect of Nitrogen Application Timing on Plant Available Phosphorus. [The 43 The Ohio State University, USA.
- Huber H. 1985. Annonaceae. In: Dassanayake MD (ed), A revised 4 handbook to the Flora of Ceylon Vol. 5. A.A. Balkema, Rotterdam.
- Humeirah AGS, Nor Azah MA, Mastura M, Milina J, Saiful JA, Muhajir H, Puad AM. 2010. Chemical constituents and antimicrobial activity of *Goniothalamus macrophyllum* (Annonaceae) from Pasoh Forest Reserve, Malaysia. *Afr J Biotechnol* 9: 5511-5515.
- Issa OM, Bissonnais YL, Defarge C, Trichet J. 2001. Role of a cyanobacterial cover on structural stability of sandy soils in the Sahelian Part of Western Niger. *Geoderma* 101: 15-30.
- Jessup LW. 1986. The genus *Goniothalamus* (Blume) JD Hook. & 51 Thomson (Annonaceae) in Australia. *Austrobaileya* 2(3): 224-226.
- Kusmana C. 1997. Metode Survey Vegetasi. PT. Penerbit Institut 19 Pertanian Bogor, Bogor, Indonesia. [Indonesian]
- Laughlin DC, Clarkson BD. 2018. Tree seedling survival depends on canopy age, cover and initial composition: Trade-offs in forest restoration enrichment planting. *Ecol Rest* 36: 52-61.
- Lestari D, Sulistyadi E. 2015. Preliminary study of species area curve in Dungus Iwul Nature Reserve, Jasinga, Bogor. The 5th International Conference on Plant Diversity (ICPD 2015) Plant Diversity: A Global Challenge. Universitas Jenderal Soedirman, Purwokerto, Indonesia. 158-162. [Indonesian]
- 7 Li XR, Wang XP, Li T. 2002. Microbiotic soil crust and its effect on vegetation and habitat on artificially stabilized desert dunes in 3 Tengger Desert, Northern China. *Biol Fert Soils* 35: 147-154.
- Manceenon K, Khuniat C, Teanuan Y, Saedan N, Prom-in S, Rukleng N, Kongpool W, Pinsook P, Wongwiwat W. 2015. Ethnomedicinal plants used by traditional healers in Phthalung Province, Peninsular Thailand. *J Ethnobiol Ethnomed* 11: 1-20.
- Mat-Salleh K. 2001 New and Noteworthy Species of Bornean *Goniothalamus* (Annonaceae). *Folia Malaysia* 50: 75-116
- Mitra D. 1997. Annonaceae. In: Sharma BD. et al. (eds), *Flora of India*. Vol. 1. Botanical Survey of India, Calcutta, India.
- Nakunthod M, Su YC, Seelanan T, Saunders RMK. 2009. Molecular phylogenetic and morphological evidence for the congeneric status of 13 *Goniothalamus* and *Richella* (Annonaceae). *Taxon* 58 (1): 127-132.
- Ong HC, Faezah AW, Milow P. 2012. Medicinal plants used by the Jah Hut Orang Asli at Kampung Pos Penderas, Pahang, Malaysia. *Ethno Med* 1: 11-15.
- 2 Palmiotto PA, Davies SJ, Vogt KA, Ashton MS, Vogt DJ, Ashton PS. 2004. Soil-related habitat specialization in dipterocarp rain forest tree species in Borneo. *J Ecol* 92: 609-623.
- Pardo A, Amato M, Chiaranda FQ. 2000. Relationships between soil structure, root distribution and water uptake of chickpea (*Cicer arietinum* L.). plant growth and water distribution. *Eur J Agron* 13: 39-45.
- 36 Prasaja D. 2016. Bioekologi dan Etnobotani Pandan (Pandanaceae) oleh Orang Rimba di Taman Nasional Bukit Duabelas Jambi. PT. Penerbit Institut Pertanian Bogor, Bogor, Indonesia. [Indonesian]
- Purnomo SH, Bratawinata A, Simarangkir BDAS, Matius P. 2015. Vegetation diversity in the high-severity burned over forest areas in East Kalimantan, Indonesia. *Acad J Agric Res* 3: 213-221.
- Rampazzo N, Blum WEH, Wimmer B. 1998. Assessment of soil structure 35 parameters and functions in agricultural soils. *Bodenkultur* 49: 69-84.
- Raun WR, Johnson GV. 1999. Improving nitrogen use efficiency for cereal production. *Agron J* 91: 357-363
- Saunders RMK. 2002. The genus *Goniothalamus* (Annonaceae) in Sumatra. *Bot J Linn Soc* 139: 225-254. 10
- Saunders RMK, Chalermglin P. 2008. A synopsis of *Goniothala* 10 species (Annonaceae) in Thailand, with description of three new 10 species. *Bot J Linn Soc* 156: 355-384.
- Saunders RMK. 2003. A synopsis of *Goniothalamus* species (Annonaceae) in Peninsular Malaysia, with a description of a new species. *Bot J Linn Soc* 142: 321-339.
- Saunders, RMK, Munzinger JA. 2007. New species of *Goniothalamus* (Annonaceae) from New Caledonia, representing a significant range extension for the genus. *Bot J* 116: 497-503.
- Schmidt FH, Ferguson JH. 1952. Rainfall types based on wet and dry period ratios for Indonesia with Western New Guinea. *Verhand No. 42*. Kementerian Perhubungan Djawatan Meteorologi dan Geofisika. Jakarta. 15
- Scholl, A, Taylor, AH. 2006. Regeneration pattern in old growth red fir-western white pine forest in the Northern Sierra Nevada, Lake Tahoe, USA. *For Ecol Manag* 39: 143-154.
- Setyowati FM, Wardah. 2010. Utilization of traditional medicine as stamina enhar 59 in Sundanese communities at Cicemet Village, Banten Kidul. *Proceedings of International Conference on Medicinal 20 Plants*. Surabaya, 21-21 July 2010. [Indonesian]
- Silvertown, J, Dodd M, Gowing D, Lawson C, McConway K. 2006. Phylogeny and the hierarchical organization of plant diversity. 42 *Ecology* 87 (Suppl): 39-49.
- Sinclair J. 1955. A Revision of the Malayan Annonaceae. *Gard Bull Sing* 14: 149-508
- Slik JWF, Hovenkamp P, Iqbal M, Raes N. 2007. Structure, plant species diversity and plant species composition of the Gunung Lumut Protection Forest (East Kalimantan, Indonesia). National Herbarium Nederland, Leiden University Branch, Leiden.
- Slik JWF, Poulsen AD, Ashton PS, Cannon CH, Eichhorn KAO, Kartawinata K, Lanniari I, Nagamasu H, Nakagawa M, van Nieuwstadt MGL, Payne J, Purwaningsih, Saridan A, Sidiyasa K, Verburg RW, Webb CO, Wilkie P. 2003. A floristic analysis of the lowland dipterocarp forests of Borneo. *J Biogeogr* 30: 1517-1531.
- 6 Sri-Ngernyung K, Kanzaki M, Mizuno T, Noguchi H, Teejuntuk S, Sungpalee C, et al. 2003. Habitat differentiation of Lauraceae species in a tropical lower montane Forest in northern Thailand. *Ecol Res* 18: 1-14.
- Susiarti S, Rahayu M, Rugayah. 2018. Diversity of Indonesian Medicinal Plant in The lowland Forest, Bodogol and Its Surrounding of Mount Gede Pangrango National Park, West Jawa. *IOP Conf. Ser Earth Environ Sci* 166: 47. 3.
- Suwandhi I. 2009. Kenormalan struktur dan komposisi tegakan hutan alam Gunung Karembi Masigit Kabupaten Sumedang Jawa Barat. *Wana Mukti For Res J* 9: 49-56. 25
- Tang CC, Xue B, Saunders RMK. 2013. A New Species of *Goniothalamus* (Annonaceae) from Palawan, and new Nomenclatural 33 Combination in the genus from Fiji. *Phytokes* 32: 27-35.
- Turner IM, Saunders RMK. 2008. Four new species of *Goniothalamus* 41 (Annonaceae) from Borneo. *Nordic J Bot* 26: 329-337.
- Van Valkenburg JLCH, Bunyaphatsara N (eds). 2002. *Plant Resources of Southeast Asia; 2. Medicinal & Poisonous Plants*. PROSEA, Bogor, Indonesia.
- Verrecchia E, Yair A, Kidron GJ, Verrecchia K. 1995. Physical Properties of the psammophile microbiotic crust and their consequences to the water regime of sandy soil, North-Western Negev Desert, Israel. *J Arid Environ* 29: 427-437
- 46 Vitousek P. 1982. Nutrient Cycling and Nutrient Use Efficiency. *Amer Nat* 119: 553-572.
- Wang YP, Houlton BZ, Field CB. 2007. A model of biogeochemical cycles of carbon, nitrogen, and phosphorus including symbiotic nitrogen fixation and phosphatase production. *Glob Biogeochem Cycles* 21: 1018-1029.
- Yamada T, Ngakan OP, Suzuki E. 2006. Differences in growth and light requirement of two sympatric congeneric tree species in an 24 Indonesian floodplain forest. *J Trop Ecol* 22: 349-352.
- Zerabruk S, Yirga G. 2012. Traditional knowledge of medicinal plants in Gindeberet district, Western Ethiopia. *S Afr J Bot* 78: 165-169.
- Zhang YM, Wang HL, Wang XQ, Yang WK, Zhang DY 38 005. The microstructure of microbiotic crust and its influence on wind erosion for a sandy soil surface in the Gurbantunggut Desert of Northwestern China. *Geoderma* 132: 441-449.

Population structure and habitat characteristics of *Goniothalamus macrophyllus* in Bukit Pembarisan forest, West Java, Indonesia

ORIGINALITY REPORT

25%

SIMILARITY INDEX

20%

INTERNET SOURCES

21%

PUBLICATIONS

12%

STUDENT PAPERS

PRIMARY SOURCES

1

forestecosyst.springeropen.com

Internet Source

1%

2

mathbio.sas.upenn.edu

Internet Source

1%

3

kb.psu.ac.th

Internet Source

1%

4

www.agrsci.jp

Internet Source

1%

5

Edible Medicinal And Non-Medicinal Plants, 2014.

Publication

1%

6

www3.bio.uu.nl

Internet Source

1%

7

Wang, Guohua, Wenzhi Zhao, Hu Liu, Gefei Zhang, and Fang Li. "Changes in soil and vegetation with stabilization of dunes in a desert–oasis ecotone", Ecological Research, 2015.

1%

8

Kerkhoff, Andrew J., William F. Fagan, James J. Elser, and Brian J. Enquist.

"Phylogenetic and Growth Form Variation in the Scaling of Nitrogen and Phosphorus in the Seed Plants", The American Naturalist, 2006.

Publication

1%

9

jwoodscience.springeropen.com

Internet Source

1%

10

Yvonne C.F. Su. "Evolutionary divergence times in the Annonaceae: evidence of a late Miocene origin of Pseuduvaria in Sundaland with subsequent diversification in New Guinea", BMC Evolutionary Biology, 2009

Publication

1%

11

Toshihiro Yamada, Yuko Yamada, Toshinori Okuda, Christine Fletcher. "Soil-related variations in the population dynamics of six dipterocarp tree species with strong habitat preferences", Oecologia, 2012

Publication

1%

12

www.nature.com

Internet Source

1%

13

umexpert.um.edu.my

Internet Source

1%

14

Submitted to Queen Mary and Westfield College

15

Yue Bin, Guojun Lin, Buhang Li, Linfang Wu, Yong Shen, Wanhui Ye. "Seedling recruitment patterns in a 20 ha subtropical forest plot: hints for niche-based processes and negative density dependence", European Journal of Forest Research, 2011

Publication

1 %

16

ejournal.forda-mof.org

Internet Source

1 %

17

ecology.uq.edu.au

Internet Source

1 %

18

Deb, P.. "Tree regeneration and seedling survival patterns in old-growth lowland tropical rainforest in Namdapha National Park, north-east India", Forest Ecology and Management, 20080630

Publication

1 %

19

Daniella Schweizer, Pedro H. S. Brancalion. "Rescue tree monocultures! A phylogenetic ecology approach to guide the choice of seedlings for enrichment planting in tropical monoculture plantations", Restoration Ecology, 2019

Publication

1 %

20

JJ Parnell, G Rompato, TA Crowl, BC Weimer, ME Pfrender. "Phylogenetic distance in Great Salt Lake microbial communities", Aquatic Microbial Ecology, 2011

Publication

<1 %

21

L A P Putri, I E Setyo, M Basyuni, E S Bayu, H Setiado, N F Reynaldi, H Laia, S A K Puteri, D Arifiyanto, I Syahputra. "Molecular performance of commercial MTG variety oil palm based on RAPD markers", IOP Conference Series: Earth and Environmental Science, 2018

Publication

<1 %

22

Zhao, Ruiming, Rong Hui, Zengru Wang, Lichao Liu, Min Xie, and Lizhe An. "Winter snowfall can have a positive effect on photosynthetic carbon fixation and biomass accumulation of biological soil crusts from the Gurbantunggut Desert, China", Ecological Research, 2016.

Publication

<1 %

23

Sumeet Gairola, C. M. Sharma, S. K. Ghildiyal, Sarvesh Suyal. "Regeneration dynamics of dominant tree species along an altitudinal gradient in moist temperate valley slopes of the Garhwal Himalaya", Journal of Forestry Research, 2012

Publication

<1 %

24

www.revistas.usach.cl

<1 %

25

novataxa.blogspot.ca

Internet Source

<1 %

26

Taku Kadoya. "The sensitivity of dragonflies to landscape structure differs between life-history groups", Landscape Ecology, 02/2008

Publication

<1 %

27

www.hindawi.com

Internet Source

<1 %

28

kshe.fahutan.ipb.ac.id

Internet Source

<1 %

29

eprints.utas.edu.au

Internet Source

<1 %

30

e-journal.biologi.lipi.go.id

Internet Source

<1 %

31

iopscience.iop.org

Internet Source

<1 %

32

www.springerlink.com

Internet Source

<1 %

33

Pui-Sze Li, Daniel C. Thomas, Richard M. K. Saunders. "Phylogenetic Reconstruction, Morphological Diversification and Generic Delimitation of Disepalum (Annonaceae)", PLOS

<1 %

34

cmjournal.biomedcentral.com

Internet Source

<1 %

35

www.fftc.agnet.org

Internet Source

<1 %

36

Submitted to University of Birmingham

Student Paper

<1 %

37

Hans Lambers. "Mineral Nutrition", Plant Physiological Ecology, 2008

Publication

<1 %

38

Li, X.Y.. "Wind tunnel simulation of aeolian sandy soil erodibility under human disturbance", Geomorphology, 20040402

Publication

<1 %

39

lipi.go.id

Internet Source

<1 %

40

journal.unhas.ac.id

Internet Source

<1 %

41

Edible Medicinal and Non-Medicinal Plants, 2016.

Publication

<1 %

42

www.repository.naturalis.nl

Internet Source

<1 %

Faride Unda. "Organogenesis plant

- | | | |
|----|--|------|
| 43 | regeneration from leaf explants of Exacum Styer Group", Plant Cell Tissue and Organ Culture, 07/02/2007
Publication | <1 % |
| 44 | www.tandfonline.com
Internet Source | <1 % |
| 45 | eprints.qut.edu.au
Internet Source | <1 % |
| 46 | www.pakbs.org
Internet Source | <1 % |
| 47 | p3m.dikti.org
Internet Source | <1 % |
| 48 | scholar.uwindsor.ca
Internet Source | <1 % |
| 49 | Lilik Budi Prasetyo, Ellyn Kathalina Damayanti, Misa Masuda. "Land cover changes before and after implementation of the PHBM program in Kuningan District, West Java, Indonesia", Tropics, 2012
Publication | <1 % |
| 50 | M. C. Porwal, Hitendra Padalia, P. S. Roy. "Impact of tsunami on the forest and biodiversity richness in Nicobar Islands (Andaman and Nicobar Islands), India", Biodiversity and Conservation, 2011
Publication | <1 % |

51	www.scribd.com Internet Source	<1 %
52	s3-eu-west-1.amazonaws.com Internet Source	<1 %
53	Submitted to Institut Pertanian Bogor Student Paper	<1 %
54	www.mdpi.com Internet Source	<1 %
55	garuda.ristekbrin.go.id Internet Source	<1 %
56	www.westjavainvest.com Internet Source	<1 %
57	Osho, A, T Adetunji, SO Fayemi, and DP Moronkola. "Antimicrobial activity of essential oils of <i>Physalis angulata</i> L", African Journal of Traditional Complementary and Alternative Medicines, 2010. Publication	<1 %
58	T. K. Lim. "Edible Medicinal And Non-Medicinal Plants", Springer Science and Business Media LLC, 2012 Publication	<1 %
59	repository.unib.ac.id Internet Source	<1 %

60

Internet Source

<1 %

61

www.usa-journals.com

Internet Source

<1 %

62

"Dryland Ecohydrology", Springer Science and Business Media LLC, 2019

Publication

<1 %

63

hdl.handle.net

Internet Source

<1 %

64

Zongzheng Chai, Dexiang Wang.
"Environmental influences on the successful
regeneration of pine-oak mixed forests in the
Qinling Mountains, China", Scandinavian
Journal of Forest Research, 2015

Publication

<1 %

65

Sugeng Budiharta, Didik Widyatmoko, Irawati,
Harry Wiriadinata et al. "The processes that
threaten Indonesian plants", Oryx, 2011

Publication

<1 %

Exclude quotes Off

Exclude matches Off

Exclude bibliography Off