

BIODIVERSITAS

Journal of Biological Diversity

Volume 23 - Number 2 - February 2022



Front cover: Lepidotrigona terminata (Smith, 1878)
(PHOTO: CHRIS KIRBY-LAMBERT)

Published monthly

PRINTED IN INDONESIA

ISSN: 1412-033X

E-ISSN: 2085-4722



BIODIVERSITAS

Journal of Biological Diversity
Volume 23 - Number 2 - February 2022

ISSN/E-ISSN:
1412-033X (printed edition), 2085-4722 (electronic)

EDITORIAL BOARD:

Abdel Fattah N.A. Rabou (Palestine), **Agnieszka B. Najda** (Poland), **Ajay Kumar Gautam** (India), **Alan J. Lymbery** (Australia), **Annisa** (Indonesia), **Bambang H. Saharjo** (Indonesia), **Daiane H. Nunes** (Brazil), **Darlina Md. Naim** (Malaysia), **Ghulam Hassan Dar** (India), **Hassan Pourbabaei** (Iran), **Joko R. Witono** (Indonesia), **Kartika Dewi** (Indonesia), **Katsuhiko Kondo** (Japan), **Kusumadewi Sri Yulita** (Indonesia), **Livia Wannorp** (Sweden), **M. Jayakara Bhandary** (India), **Mahdi Reyahi-Khoram** (Iran), **Mahendra K. Rai** (India), **Mahesh K. Adhikari** (Nepal), **Maria Panitsa** (Greece), **Mochamad A. Soendjoto** (Indonesia), **Mohamed M.M. Najim** (Srilanka), **Mohib Shah** (Pakistan), **Nurhasanah** (Indonesia), **Praptiwi** (Indonesia), **Rasool B. Tareen** (Pakistan), **Seyed Aliakbar Hedayati** (Iran), **Seyed Mehdi Talebi** (Iran), **Shahabuddin** (Indonesia), **Shahir Shamsir** (Malaysia), **Shri Kant Tripathi** (India), **Subhash C. Santra** (India), **Sugeng Budiharta** (Indonesia), **Sugiyarto** (Indonesia), **Taufiq Purna Nugraha** (Indonesia), **Yosep S. Mau** (Indonesia)

EDITOR-IN-CHIEF:

S u t a r n o

EDITORIAL MEMBERS:

English Editors: **Graham Eagleton** (grahameagleton@gmail.com), **Suranto** (surantouns@gmail.com); Technical Editor: **Solichatun** (solichatun_s@yahoo.com), **Artini Pangastuti** (pangastuti_tutut@yahoo.co.id); Distribution & Marketing: **Rita Rakhmawati** (oktia@yahoo.com); Webmaster: **Ari Pitoyo** (aripitoyo@yahoo.com)

MANAGING EDITORS:

Ahmad Dwi Setyawan (unsjournals@gmail.com)

PUBLISHER:

The Society for Indonesian Biodiversity

CO-PUBLISHER:

Department of Biology, Faculty of Mathematics and Natural Sciences, Sebelas Maret University, Surakarta

ADDRESS:

Jl. Ir. Sutami 36A Surakarta 57126. Tel. +62-271-7994097, Tel. & Fax.: +62-271-663375, email: editors@smujo.id

ONLINE:

biodiversitas.mipa.uns.ac.id; smujo.id/biodiv



Society for Indonesia
Biodiversity



Sebelas Maret University
Surakarta

GUIDANCE FOR AUTHORS

Aims and Scope *Biodiversitas*, *Journal of Biological Diversity* or *Biodiversitas* encourages submission of manuscripts dealing with all aspects of biodiversity including plants, animals and microbes at the level of the gene, species, and ecosystem. Ethnobiology papers are also considered.

Article types The journal seeks original full-length: (1) **Research papers**, (2) **Reviews**, and (3) **Short communications**. Original research manuscripts are limited to 8,000 words (including tables and picture), or proportional with articles in this publication number. Review articles are also limited to 8,000 words, while Short communications should be less than 2,000 words, except for pre-study.

Submission The journal only accepts online submission, through open journal system (<https://smujo.id/biodiv/about/submissions>) or email to the editors at unsjournals@gmail.com. Submitted manuscripts should be the original works of the author(s). Please ensure that the manuscript is submitted using the *Biodiversitas* template, which can be found at (<https://biodiversitas.mipa.uns.ac.id/D/guidance.htm>). The manuscript must be accompanied by a cover letter containing the article title, the first name and last name of all the authors, a paragraph describing the claimed novelty of the findings versus current knowledge. Please also provide a list of five potential reviewers in your cover letter. Submission of a manuscript implies that the submitted work has not been published before (except as part of a thesis or report, or abstract); and is not being considered for publication elsewhere. When a manuscript written by a group, all authors should read and approve the final version of the submitted manuscript and its revision; and agree the submission of manuscripts for this journal. All authors should have made substantial contributions to the concept and design of the research, acquisition of the data and its analysis; drafting of the manuscript and correcting of the revision. All authors must be responsible for the quality, accuracy, and ethics of the work.

Ethics Author(s) must obedient to the law and/or ethics in treating the object of research and pay attention to the legality of material sources and intellectual property rights.

Copyright If the manuscript is accepted for publication, the author(s) still hold the copyright and retain publishing rights without restrictions. Authors are allowed to reproduce articles as long as they are not used for commercial purposes. For the new invention, authors are suggested to manage its patent before published.

Open access The journal is committed to free-open access that does not charge readers or their institutions for access. Readers are entitled to read, download, copy, distribute, print, search, or link to the full texts of articles, as long as not for commercial purposes. The license type is CC-BY-NC-SA.

Acceptance Only articles written in U.S. English are accepted for publication. Manuscripts will be reviewed by editors and invited reviewers (double blind review) according to their disciplines. Authors will generally be notified of acceptance, rejection, or need for revision within 1 to 2 months of receipt. Manuscripts will be rejected if the content does not in line with the journal scope, does not meet the standard quality, is in an inappropriate format, contains complicated grammar, dishonesty (i.e. plagiarism, duplicate publications, fabrication of data, citations manipulation, etc.), or ignoring correspondence in three months. The primary criteria for publication are scientific quality and biological significance. **Uncorrected proofs** will be sent to the corresponding author by email as .doc or .docx files for checking and correcting of typographical errors. To avoid delay in publication, corrected proofs should be returned in 7 days. The accepted papers will be published online in a chronological order at any time, but printed in January, April, July and October.

A charge Starting on January 1, 2017, publishing costs waiver is granted to foreign (non-Indonesian) authors who first publish the manuscript in this journal, especially for graduate students from developing countries. However, other authors are charged USD 250 (IDR 3,500,000).

Reprints The sample journal reprint is only available by special request. Additional copies may be purchased when ordering by sending back the uncorrected proofs by email. Manuscript preparation Manuscript is typed on A4 (210x297 mm²) paper size, in a single column, single space, 10-point (10 pt) Times New Roman font. The margin text is 3 cm from the top, 2 cm from the bottom, and 1.8 cm from the left and right. Smaller lettering size can be applied in presenting table and figure (9 pt). Word processing program or additional software can be used, however, it must be PC compatible, use the *Biodiversitas* template, and Microsoft Word based (.doc or .rtf, not .docx). **Scientific names** of species (incl. subspecies, variety, etc.) should be written in italics, except in italicised sentences. Scientific names (Genus, species, author), and cultivar or strain should be mentioned completely for the first time mentioning it in the body text, especially for taxonomic manuscripts. The Genus name can be shortened after first mention, except where this may generate confusion. Name of the author can be eliminated after first mentioning. For example, *Rhizopus oryzae* L. UICC 524, hereinafter can be written as *R. oryzae* UICC 524. Using trivial names should be avoided. **Biochemical and chemical nomenclature** should follow the order of the IUPAC - IUB. For DNA sequence, it is better used Courier New font. Standard chemical abbreviations can be applied for common and clear used, for example, completely written butylic hydroxyl toluene (BHT) to be BHT hereinafter. **Metric measurements** should use IS denominations, and other system should use equivalent values with the denomination of IS mentioned first. Abbreviations like g, mg, mL, etc. should not be followed by a dot.

Minus index (m-2, L-1, h-1) suggested to be used, except in things like "per-plant" or "per-plot". **Mathematical equations** can be written down in one column with text, in that case can be written separately. **Numbers** one to ten are written in words, except if it relates to measurement, while values above them written in number, except in early sentence. The fraction should be expressed in decimal. In the text, it should be used "%" rather than "percent". Avoid expressing ideas with complicated sentence and verbiage, and used efficient and effective sentence.

The **Title** of the article should be written in compact, clear, and informative sentence, preferably not more than 20 words. Author name(s) should be completely written. Name and institution address should also be completely written with street name and number (location), postal code, telephone number, facsimile number, and email address. Manuscripts written by a group, author for correspondence along with address is required. First page of the manuscript is used for writing above information.

The **Abstract** should not be more than 200 words. Include between five and eight **Keywords**, using both scientific and local names (if any), research themes, and special methods which used; and sorted from A to Z. All important **abbreviations** must be defined at their first mention. Running title is about five words. The **Introduction** is about 400-600 words, covering the background and aims of the research. **Materials and Methods** should emphasize on the procedures and data analysis. **Results and Discussion** should be written as a series of connecting sentences, however, for manuscript with long discussion should be divided into subtitles. Thorough discussion represents the causal effect mainly explains for why and how the results of the research were taken place, and do not only re-express the mentioned results in the form of sentences. A **Conclusion** should be given at the end of the discussion. **Acknowledgments** are expressed in brief; all sources of institutional, private and corporate financial support for the work must be fully acknowledged, and any potential conflicts of interest must be noted.

Figures and Tables of three pages maximum should be clearly presented. Include a label below each figure, and a label above each table (see example). Colored figures can only be accepted if the information in the manuscript can lose without those images; chart is preferred to use black and white images. Author could consign any picture or photo for the front cover, although it does not print in the manuscript. All images property of others should be mentioned source. There is no **Appendix**, all data or data analysis are incorporated into Results and Discussions. For broad data, supplementary information can be provided on the website.

References In the text give the author names followed by the year of publication and arrange from oldest to newest and from A to Z. In citing an article written by two authors, both of them should be mentioned, however, for three and more authors only the first author is mentioned followed by et al., for example: Saharjo and Nurhayati (2006) or (Boonkerd 2003a, b, c; Sugiyarto 2004; El-Bana and Nijs 2005; Balagadde et al. 2008; Webb et al. 2008). Extent citation as shown with word "cit" should be avoided. Reference to unpublished data and personal communication should not appear in the list but should be cited in the text only (e.g., Rifai MA 2007, pers. com. (personal communication); Setyawan AD 2007, unpublished data). In the reference list, the references should be listed in an alphabetical order. Names of journals should be abbreviated. Always use the standard abbreviation of a journal's name according to the **ISSN List of Title Word Abbreviations** (www.issn.org/2-22661-LTWA-online.php). Please include DOI links for journal papers. The following examples are for guidance.

Journal:

Saharjo BH, Nurhayati AD. 2006. Domination and composition structure change at hemic peat natural regeneration following burning: a case study in Pelalawan, Riau Province. *Biodiversitas* 7: 154-158. DOI: 10.13057/biodiv.d070213

Book:

Rai MK, Carpinella C. 2006. Naturally Occurring Bioactive Compounds. Elsevier, Amsterdam.

Chapter in book:

Webb CO, Cannon CH, Davies SJ. 2008. Ecological organization, biogeography, and the phylogenetic structure of rainforest tree communities. In: Carson W, Schnitzer S (eds) *Tropical Forest Community Ecology*. Wiley-Blackwell, New York.

Abstract:

Assaad AM. 2007. Seed production and dispersal of *Rhazya stricta*. 50th annual symposium of the International Association for Vegetation Science, Swansea, UK, 23-27 July 2007.

Proceeding:

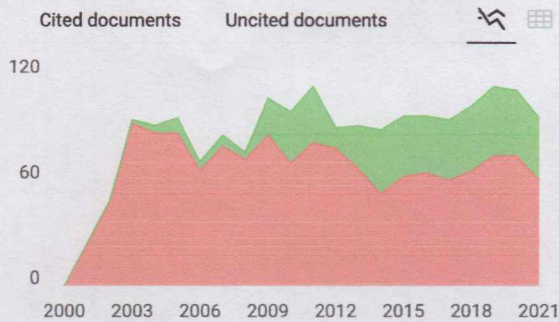
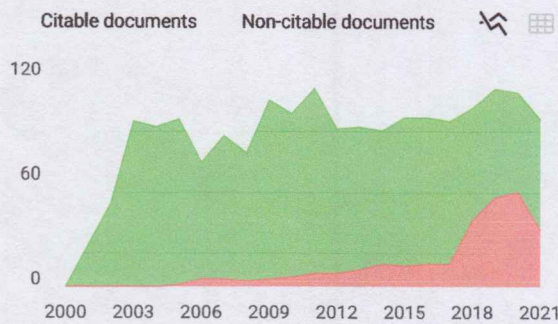
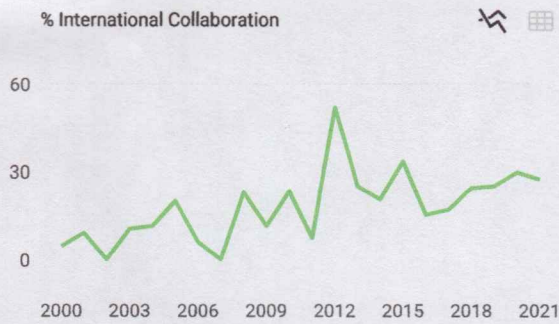
Alikodra HS. 2000. Biodiversity for development of local autonomous government. In: Setyawan AD, Sutarno (eds.) *Toward Mount Lawu National Park; Proceeding of National Seminary and Workshop on Biodiversity Conservation to Protect and Save Germplasm in Java Island*. Universitas Sebelas Maret, Surakarta, 17-20 July 2000. [Indonesian]

Thesis, Dissertation:

Sugiyarto. 2004. Soil Macro-invertebrates Diversity and Inter-Cropping Plants Productivity in Agroforestry System based on Sengon. [Dissertation]. Universitas Brawijaya, Malang. [Indonesian]

Information from internet: Balagadde FK, Song H, Ozaki J, Collins CH, Barnet M, Arnold FH, Quake SR, You L. 2008. A synthetic *Escherichia coli* predator-prey ecosystem. *Mol Syst Biol* 4:187. www.molecularsystembiology.com

Biodiversity



Biodiversity

Q2 Ecology

best quartile

SJR 2021 0.41

powered by scimagojr.com

← Show this widget in your own website

Just copy the code below and paste within your html code:

`<a href="https://www.scimagojr.com"`

SCImago Graphica

Explore, visually communicate and make sense of data with our new free tool.

Get it



Metrics based on Scopus® data as of April 2022

G **ghada el- Sayed el-Badan** 1 year ago

I want to ask about fees in publishing a paper?

reply




Melanie Ortiz 1 year ago

SCImago Team

Dear Ghada,
 thank you for contacting us.
 Unfortunately, we cannot help you with your request, we suggest you visit the journal's homepage or contact the journal's editorial staff , so they could inform you more deeply.
 Best Regards, SCImago Team

A **Ankit Shrestha** 2 years ago

Home (<https://smujo.id/biodiv/index>) / Archives (<https://smujo.id/biodiv/issue/archive>) / Vol. 23 No. 2 (2022)



(<https://smujo.id/biodiv/issue/view/336>)

Vol. 23 No. 2 (2022)

Full Issue

Front Cover (<https://smujo.id/biodiv/issue/view/336/191>)

Articles

Bioprospecting three newly isolated white-rot fungi from Berbak-Sembilang National Park, Indonesia for biodecolorization of anthraquinone and azo dyes (<https://smujo.id/biodiv/article/view/9416>)

OKTAN DWI NURHAYAT, DEDE HERI YULI YANTO, FENNY CLARA ARDIATI, KHARISMA PANJI RAMADHAN, SITA HERIS ANITA, HIROYUKI OKANO, TAKASHI WATANABE

PDF (<https://smujo.id/biodiv/article/view/9416/5483>)

Revealing Spanish mackerel's diversity in Indonesian through local commodities in the fish market

(<https://smujo.id/biodiv/article/view/9871>)

RINI WIDAYANTI, HERJUNO ARI NUGROHO, DOROTHEA VERA MEGARANI, DYAH AYU WIDIASIH, SUHENDRA PAKPAHAN

PDF (<https://smujo.id/biodiv/article/view/9871/5484>)

Fly species on cows around the Tangkoko Nature Reserve, North Sulawesi, Indonesia and their role as zoonotic disease vectors
(<https://smujo.id/biodiv/article/view/9903>)

MEIS NANGOY, ERWIN SONDAKH, RONI KONERI, UPIK KESUMAWATI HADI

PDF (<https://smujo.id/biodiv/article/view/9903/5485>)

Biodiversity and community assemblages of freshwater and marine macrozoobenthos in Gorontalo Waters, Indonesia
(<https://smujo.id/biodiv/article/view/9717>)

MIFTAHUL KHAIR KADIM, NURALIM PASISINGI, ELAN R ALINTI, CITRA PANIGORO

PDF (<https://smujo.id/biodiv/article/view/9717/5486>)

Sensory profiles of cocoa genotypes in Indonesia
(<https://smujo.id/biodiv/article/view/9738>)

INDAH ANITA SARI, RUDI HARI MURTI, MISNAWI MISNAWI, EKA TARWACA SUSILA PUTRA, AGUNG WAHYU SUSILO

PDF (<https://smujo.id/biodiv/article/view/9738/5487>)

Mangrove species diversity and carbon stock in silvofishery ponds in Deli Serdang District, North Sumatra, Indonesia
(<https://smujo.id/biodiv/article/view/9975>)

MEILINDA SURIANI HAREFA, ZULKIFLI NASUTION, MISWAR BUDI MULYA, AZHAR MAKSUM

PDF (<https://smujo.id/biodiv/article/view/9975/5488>)

Morphological and molecular identification of multi-antibiotic resistant bacteria in the wound site of diabetic ulcers
(<https://smujo.id/biodiv/article/view/9706>)

WIDAYANTI RISQIYAH, ERLIA NARULITA, AFIFATUR ROFIQOH, ACHMAD SYAIFUL LUDFI, MOCHAMMAD IQBAL

PDF (<https://smujo.id/biodiv/article/view/9706/5489>)

Diversity and conservation status of avifauna in Mount Lantoy Key

Biodiversity Areas (KBA) in Cebu Island, Philippines (<https://smujo.id/biodiv/article/view/9719>)

ARCHIEBALD BALTAZAR B. MALAKI, STEVE MICHAEL T. ALCAZAR, EDGARDO P. LILLO,
RAAMAH C. ROSALES, BERNARDO R. REDOBLADO, JOHN LOU DIAZ

PDF (<https://smujo.id/biodiv/article/view/9719/5555>)

Distribution, occurrence and molecular characterization of *Bacillus* related species isolated from different soil in Basrah Province, Iraq (<https://smujo.id/biodiv/article/view/10114>)

NASSIR ABDULLAH ALYOUSIF

PDF (<https://smujo.id/biodiv/article/view/10114/5524>)

Structure and composition of tree community in the upstream area of Batang Mahat Watershed, Lima Puluh Kota District, West Sumatra, Indonesia (<https://smujo.id/biodiv/article/view/10187>)

RENI EKAWATY, YONARIZA YONARIZA, ERI GAS EKAPUTRA, ARDINIS ARBAIN

PDF (<https://smujo.id/biodiv/article/view/10187/5490>)

A portrait of the ecological clusters in the urban fringe area of Surakarta, Indonesia (<https://smujo.id/biodiv/article/view/9339>)

CYNTHIA PERMATA SARI, SIGIT HERU MURTI BUDI SANTOSA, DJOKO MARSONO

PDF (<https://smujo.id/biodiv/article/view/9339/5503>)

The potential of copper-resistant bacteria *Acinetobacter* sp. strain CN5 in decolorizing dyes (<https://smujo.id/biodiv/article/view/9926>)

WAHYU IRAWATI, REINHARD PINONTOAN, BELLEN MOURETTA, TRIWIBOWO
YUWONO

PDF (<https://smujo.id/biodiv/article/view/9926/5498>)

Survival and growth rates of mangroves planted in vertical and horizontal aquaponic systems in North Jakarta, Indonesia (<https://smujo.id/biodiv/article/view/9956>)

ENDANG HILMI, LILIK KARTIKA SARI, TRI NUR CAHYO, ARIF MAHDIANA, PETRUS HARY
TJAHJA SOEDIBJA, EMING SUDIANA

PDF (<https://smujo.id/biodiv/article/view/9956/5491>)

Diversity, abundance, and distribution patterns of stingless bees (Hymenoptera: Meliponini) in Yogyakarta, Indonesia

Indo-Pacific Journal of Ocean Life (<https://smujo.id/ol>)

International Journal of Tropical Drylands (<https://smujo.id/td>)

Reviewers List

Reviewers (<https://smujo.id/biodiv/reviewers/index>)

Visitor Statistics

Statistics (<https://smujo.id/info/stats>)

Visitors

	528,469		15,366
	49,386		11,587
	36,856		9,465
	35,509		8,227
	16,674		7,358

(<https://info.flagcounter.com/JKar>)




(<https://www.scopus.com/sourceid/21100332431>)

(<http://doaj.org/toc/3eda1e70aa014e1e8bd1fc367b4df956>)

(<http://scholar.google.co.id/citations?hl=id&user=rae-lrEAAAAJ>)

(<http://search.crossref.org/?q=biodiversitas&type=Journal>)

(<https://academic.microsoft.com/#/detail/2738269101>)



Survival and growth rates of mangroves planted in vertical and horizontal aquaponic systems in North Jakarta, Indonesia

ENDANG HILMI^{1*}, LILIK KARTIKA SARI², TRI NUR CAHYO³, ARIF MAHDIANA²,
PETRUS HARY TIAHJA SOEDIBYA⁴, EMING SUDIANA⁵

¹Program of Aquatic Resources Management and Magister SDA, Faculty of Fisheries and Marine Science, Universitas Jenderal Soedirman. Jl. Dr. Suparno, Purwokerto Utara, Banyumas 53122, Central Java, Indonesia. Tel./fax.: +62-281-642360, *email: dr.endanghilmi@gmail.com

²Program of Aquatic Resources Management, Faculty of Fisheries and Marine Science, Universitas Jenderal Soedirman. Jl. Dr. Suparno, Purwokerto Utara, Banyumas 53122, Central Java, Indonesia

³Program of Marine Science, Faculty of Fisheries and Marine Science, Universitas Jenderal Soedirman. Jl. Dr. Suparno, Purwokerto Utara, Banyumas 53122, Central Java, Indonesia

⁴Program of Aquaculture, Faculty of Fisheries and Marine Science, Faculty of Fisheries and Marine Science, Universitas Jenderal Soedirman. Jl. Dr. Suparno, Purwokerto Utara, Banyumas 53122, Central Java, Indonesia

⁵Faculty of Biology, Universitas Jenderal Soedirman. Jl. Dr. Suparno No. 63, Purwokerto Utara, Banyumas 53122, Central Java, Indonesia

Manuscript received: 24 November 2021. Revision accepted: 18 January 2022

Abstract. Hilmi E, Sari LK, Cahyo TN, Mahdiana A, Soedibya PHT, Sudiana E. 2022. Survival and growth rates of mangroves planted in vertical and horizontal aquaponic systems in North Jakarta, Indonesia. *Biodiversitas* 23: 687-694. Mangrove rehabilitation is aimed to reverse mangrove deforestation and degradation. Various efforts have been conducted to rehabilitate the degraded mangroves, yet problems arise when planting mangroves in the high and permanently water-logged areas in coastline. The aquaponic system is a mangrove planting method introduced to reduce the impact of permanent and high water inundation. This research aims to analyze the survival rate of mangroves planted using vertical and horizontal aquaponic systems in Jakarta's north coast and investigate the correlation between physico-chemical environmental parameters and the survival and growth rates of the planted mangroves. The results showed that the survival rate of mangroves planted in the vertical aquaponic system reached 55.4-96.9%. On the other hand, the highest survival rate in the horizontal aquaponic system was obtained in mangrove planting at 80-100 cm from the bottom with survived plants between 70-90%. The height growth rate of mangroves planted in the aquaponic system was between 0.95-2.33 cm/month. The correlation analysis showed that soil salinity, soil pH and water salinity had a high correlation to support living trees of mangrove seedlings. *Rhizophora apiculata*, *Rhizophora mucronata*, and *Rhizophora stylosa* had highest survival and adaptation in this planting system.

Keywords: Height growth rate, horizontal aquaponic, living trees, mangrove planting, vertical aquaponic

INTRODUCTION

The mangrove ecosystem in the north coast of Jakarta, Indonesia is an estuarine mangrove ecosystem type located on the northern coast of the Java Island facing toward Java Sea (Hilmi et al. 2017a; Onrizal et al. 2005), which is influenced by freshwater supply from the Citarum River, Bekasi River, and Ciliwung River (Hilmi et al. 2017a; Kusumahadi et al. 2020). This mangrove ecosystem has irreplaceable ecosystem services, for example, as the buffer to mitigate the risk of coastal disasters, including tsunamis (Giri et al. 2015; Hilmi 2018; Nur and Hilmi 2021; Suhendra et al. 2018), tidal flooding (Krauss and Allen 2003; Ysebaert et al. 2016) and land subsidence (Bomer et al. 2020; van Wesenbeeck et al. 2015), and serve as the habitat of aquatic organisms (Abubakar et al. 2018; Masni et al. 2016), as well as improving other ecosystem services (Duncan et al. 2016) by reducing wave energy and sediment stabilization (Ndirangu et al. 2017). In addition, the mangrove ecosystem in the northern coast of Jakarta has a specific affinity (Hilmi et al. 2021b), specific adaptation to reduce the impact of water inundation and flooding, pollution, salinity, and soil texture (Andriyani et

al. 2020; Barreto et al. 2016; Hilmi et al. 2017a; Hilmi et al. 2019; Hilmi et al. 2021a; Tam et al. 2009).

According to Domínguez-domínguez et al. (2019; Duncan et al. (2016) and Ysebaert et al. (2016), mangrove rehabilitation is promoted to improve the vegetation cover of deforested and degraded mangroves with the objectives to mitigate the impacts of conversion activities (Brander et al. 2012; Taillardat et al. 2018), to improve the ecosystem services (Cochar 2017; Hilmi et al. 2021b; Jakovac et al. 2020), and to develop economic activities, recreation, ecotourism, and others (Giri et al. 2015; Miettinen et al. 2016; Taher et al. 2012). In practice, mangrove rehabilitation activities require community participation, good government policies (Ruzol et al. 2020), and suitability and feasibility in terms of ecology, economic and social aspects (Yanuartanti et al. 2015; Zhang et al. 2021)

Mangrove rehabilitation efforts have been conducted on the north coast of Jakarta. These efforts are aimed to restore the functions of the mangrove ecosystem as a greenbelt to reduce the risk of seawater intrusion, land subsidence, tidal flooding (Bomer et al. 2020; Hilmi et al. 2017a; Marois and Mitsch 2017), as well as to sequester carbon for mitigating greenhouse gas emissions (Cameron

et al. 2019) and economic benefits (Hilmi et al. 2019; Rachmawati et al. 2014). However, the major problem of mangrove planting in this area is the high mortality of the planted mangrove, especially in permanently water-inundated areas. Mangrove rehabilitation in areas with permanent water inundation needs specific methods other than the conventional techniques (Abdullah et al. 2014) to reduce the impact of inundated water (Yanuartanti et al. 2015; Ysebaert et al. 2016). As a consequence, mangrove rehabilitation in such areas requires significant effort and cost to increase the adaptation of planted mangrove to enhance the survival and growth rates in terms of height and diameter (Hilmi et al. 2017b; Hilmi 2018; Munji et al. 2013; Nur and Hilmi 2021).

The aquaponic system is a unique mangrove rehabilitation method by planting mangroves in permanently water-inundated areas using integrated approaches of restoration ecology, silviculture and environment, which aims to recover resilience and adaptive capacity of mangrove ecosystems to reduce the impact of water inundation and support coastal buffering from seawater flooding. The aquaponic system is an alternative technique of mangrove rehabilitation to reduce the impact of water inundation besides the gulud technique (Yanuartanti et al. 2015). The gulud technique is constructed to support mangrove planting of *Avicennia marina* and *Rhizophora apiculata* as main species with the spacing of 0.25 m x 0.25 m, 0.5 m x 0.5 m, and 1 m x 1 m. However, this system is costly. On the other hand, the the aquaponic system uses bamboo as planting media to support mangrove growth in areas with water inundation. There are two planting methods in the aquaponic system,

i.e. a vertical and horizontal plantings. Vertical planting is a technique following vertical inundation of depth water, while horizontal planting is a technique following a horizontal layer of water inundation (0 cm, 20 cm, 40 cm, until 100 cm from bottom).

While it is promising as a mangrove rehabilitation approach, not much information is available regarding the effectiveness of aquaponic system of mangrove planting. Therefore, this research aims to analyze the survival rate (measured as living trees compared to the planted ones) of mangroves planted using vertical and horizontal aquaponic system in the north coast of Jakarta, and to investigate the correlation between physico-chemical environmental parameters and the survival and growth rates of the planted mangroves.

MATERIALS AND METHODS

Study area and period

This research was conducted on the north coast of Jakarta at four sites (high and permanently water inundation), namely mangrove preservation area, ecotourism area, arboretum area and Galatama rea (Figure 1 and Table 1) (Yulianti and Ariastita 2012) between 2020-2021. There were six observation stations across the studied sites, i.e.: mangrove ecotourism (station 1), Angke preservation 1 (station 2), Angke preservation 2 (station 3), Angke preservation 3 (station 4), Arboretum area (station 5) and Galatama Area (Tol Sediatio) (Station 6).

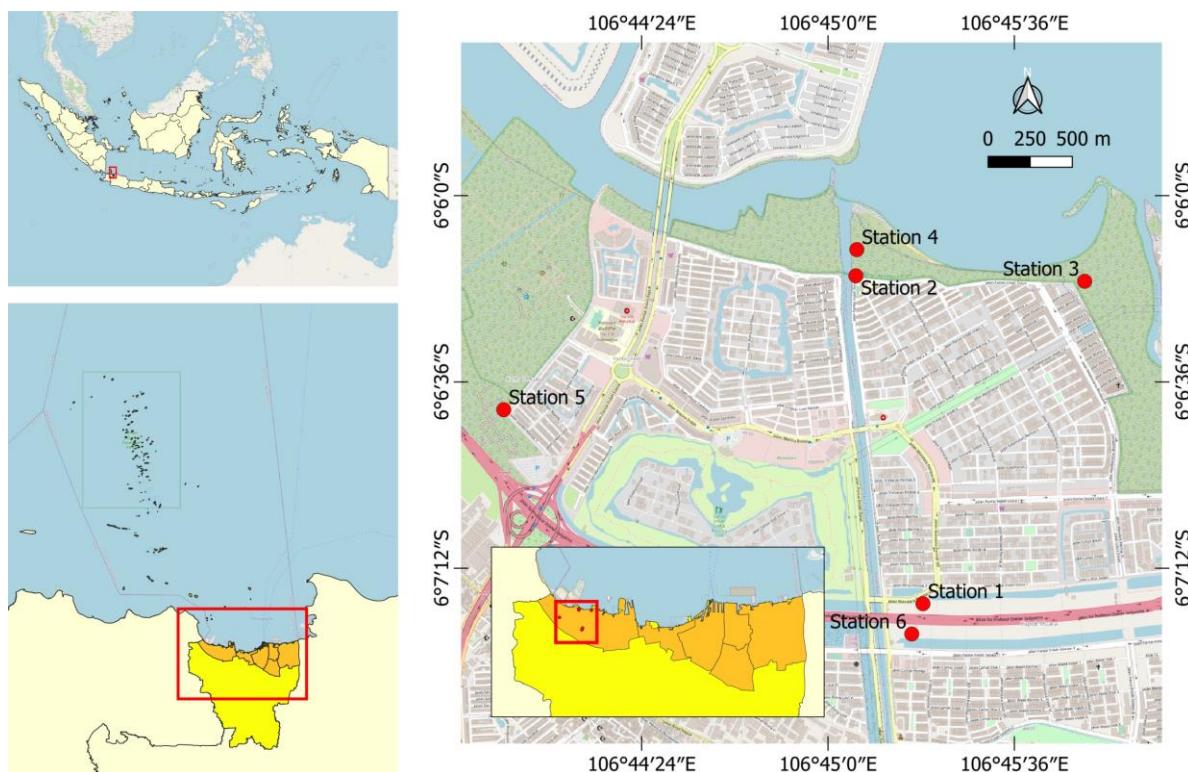


Figure 1. Map of the study area on the north coast of Jakarta, Indonesia (Hilmi et al. 2021a)

Table 1. Description of six observation stations across four study areas on the north coast of Jakarta, Indonesia

Stations	Site	Utilization of mangrove ecosystem	Coordinates	
			Latitude (S)	Longitude (E)
1	Mangrove ecotourism	Ecotourism area	06°07'18.88"	106°45'18.37"
2	Angke perservation 1	River preservation and greenbelt	06°06'15.50"	106°45'05.41"
3	Angke perservation 2	River preservation and greenbelt	06°06'16.556"	106°45'49.608"
4	Angke perservation 3	River preservation and greenbelt	06°06'16.614"	106°45'49.619"
5	Mangrove arboretum	Tidal fooding	06°06'41.386"	106°43'57.374"
6	Galatama area	Greenbelt	06°07'24.733"	106°45'16.124"

Description of mangrove planting method

Vertical aquaponic system

The vertical aquaponic planting is developed to provide a vertical planting system to support mangrove growth in high water inundation areas using bamboo as planting media (Figure 2). This method can tolerate water inundation between 60 and 200 cm. Mangrove seedlings are planted vertically on the bamboo to support root growth and reduce the impact of water inundation. The number of bamboo sticks in this system is between 1100-5000 sticks/ha, while the number of mangrove seedlings is between 1650 and 7500 mangrove seedlings/ha. In this study, three species, *Rhizophora apiculata*, *Rhizophora mucronata*, and *Rhizophora stylosa*, were planted in the vertical aquaponic system.

Horizontal aquaponic system

The horizontal aquaponic system also used bamboos to reduce the impact of tidal inundation and provide planting media for mangrove seedlings (Figure 3). The bamboos are arranged horizontally with a height of 0 cm, 20 cm, 40 cm, 60 cm, 80 cm, and 100 cm from the bottom of the water inundation. One layer of bamboo has a length between 1 and 3 meters, and the mangrove seedlings can be planted every 25 cm in the bamboo layer. In this study, five mangrove species were planted in this system, namely *R. apiculata*, *R. mucronata* and *R. stylosa*, *Sonneratia alba* and *A. marina*.




Figure 2. Vertical aquaponic system in mangrove planting

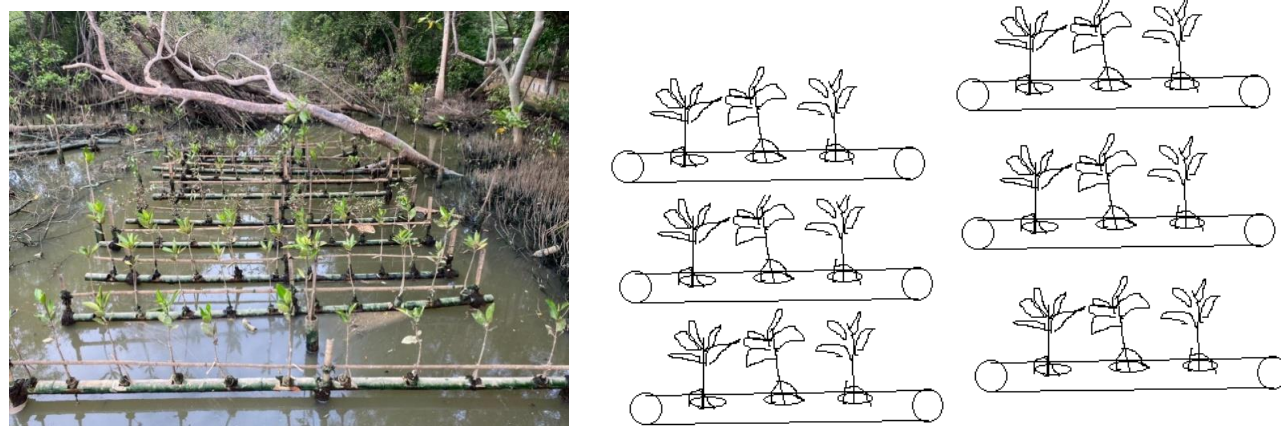


Figure 3. Horizontal aquaponic system in mangrove planting

Data collection procedure

Physical and chemical parameters

The physical and chemical parameters of the water and soil in the studied sites were measured as presented in Table 2 (De Valck and Rolfe 2018; Hilmi et al. 2020; Lunstrum and Chen 2014). The physical and chemical parameters data were collected from six stations, each station with three samples plots and each plot consisted three replicates. In total, there were 54 samples analyzed.

The survival rate of planted mangrove

The survival rate (living trees) was calculated using the formula below (Hilmi et al. 2015; Kusmana and Maulina 2015).

$$\text{Survival rate (living trees) (\%)} = \frac{\text{living trees}}{\text{tree planting}} \times 100\%$$

Besides the survival rate, the root growth rate of the planted mangrove was also measured.

Growth rate of planted mangrove (height, in cm/month)

The growth rate of planted mangroves was calculated by the equation below:

$$\text{The rate growth of height} = h_t - h_{t-1}$$

Where:

h_t = (mangrove height t year)

h_{t-1} = (mangrove height t-1 year)

Data analysis

Data analysis was carried out using (a) correlation analysis between environmental factors and survival rates of the planted mangrove (%); and (b) tabulation data and graphics (Njana 2020; Willard 2020). This data analysis was used to describe the growth and survival rates of mangrove plants in each planting system.

RESULTS AND DISCUSSION

Physical and chemical parameters

The physical and chemical parameters of the mangrove ecosystem in the studied area on the north coast of Jakarta are shown Table 3. The area had water temperature between 25.0-30.5°C, water salinity between 6.0-7.5 ppt, water pH of 5.0-6.4, soil pH between 6.0-7.0 with a muddy clay texture, soil nitrate of 11.5-14.5 mg/l, soil phosphate between 8.2-16.0 mg/l and soil pyrite of 1.0-3.0%. This data is not different from Hilmi et al. (2021a) which reported that the mangrove ecosystem in Segara Anakan had physical and chemical properties of soil nitrate between 10.0-22.0 mg/l, soil pH between 5.7-6.92, soil texture of clay, loam, loamy clay, mud and mud clay, soil phosphate between 6.85-17.65 mg/l, soil pyrite between 1.03-3.10%, water pH between 5.6-7.07, and water salinity between 0-40 ppt. These conditions show that both studied sites on the north coast of Jakarta and Segara Anakan had a similarity of environmental factors to support mangrove growth.

According to Shiau et al. (2017) and Yang et al. (2008), basically, the potential soil fertility in North Jakarta had phosphate and nitrate at a moderate level and pH was neutral. Therefore, the environmental data (salinity, pH, nitrate, phosphate, and soil texture) suggest that the studied area in north Jakarta had good suitability for supporting mangrove growth (Abdelhakeem et al. 2016; Barreto et al. 2016; Hilmi et al. 2020; Hilmi et al. 2017a; Hilmi et al. 2021b; Tam et al. 2009). Based on the salinity level, the water studied on the north coast of Jakarta could be defined as brackish water (Djohan 2012; Hilmi et al. 2021a; Kusmana and Maulina 2015; Wang et al. 2019). Furthermore, the data of nitrate and phosphate also indicated that the mangrove ecosystem had good fertility to support mangrove growth (Sharafatmandrad and Mashizi 2020).

Table 2. Physical and chemical parameters measured and method of analysis used in this study

Physical and chemical parameters	Unit	Tool/method	Sources
Temperature	°C	Thermometer	APHA (2005)
Salinity	Ppt	Hand refractometer	APHA (2005)
pH	Unit	pH meter	APHA (2005)
Soil texture	%	Gravimetric	APHA (2005)
Pyrite (FeS ₂)	mg/L	Spectrofotometric	Spectrofotometric method
Nitrate (NO ₃)	mg/L	Brussin Spectrofotometric	Spectrofotometric method
Phosphate (PO ₄)	mg/L	Absorbic acid	ACS publication

Table 3. Physical and chemical parameters of mangrove ecosystem in the north coast of Jakarta

Sta tion	Temp. (°C)	Water salinity (ppt)	Water pH	Soil pH	Soil texture	Nitrate (mg/l)	Phos phate (mg/L)	Pyrite (%)	Inundation (cm)
1	26.5-28.5	6.0-6.5	5.0-5.8	6.0-6.7	Clay -muddy clay	13.0-13.7	8.2-9.0	1.0-1.3	20-50
2	25.5-29.5	7.1-7.5	6.0-6.1	6.1-6.9	Clay -Muddy clay	14.2-14.5	11.5-12.0	2.5-3.0	50-200
3	25.5-29.5	6.0-6.8	5.8-6.4	6.1-6.8	Clay -Muddy clay	11.7-12.0	13.1-13.5	2.5-3.0	50-200
4	25.0-28.5	7.3-7.5	5.5-6.4	6.5-7.0	Clay -Muddy clay	14.7-15.0	12.9-13.3	1.7-2.0	50-200
5	25.0-28.7	6.7-7.0	5.0-6.4	6.1-6.8	Clay -Muddy clay	12.2-13.0	15.0-16.0	1.4-2.0	50-200
6	26.0-30.5	7.1-7.5	5.0-6.4	6.1-7.0	Clay -Muddy clay	11.5-12.0	11.5-12.0	2.0-2.5	30-60

The survival rate of mangroves planted in the vertical aquaponic system

Planting in the vertical aquaponics system is developed to reduce the impact of highly tidal inundation which provides different survival and growth rates than the direct planting system. The root growth and survival rate (% of living trees) of mangroves planted in vertical aquaponic systems versus direct systems can be seen in Table 4. The survival rate of mangroves planted in a vertical aquaponic system one year after planting ranged from 66.0-84.7%, while the direct planting system without vertical bamboo media had a survival rate of 13.5-48.5%. The root growth rate of mangroves planted in the vertical aquaponic system was between 15 - 80 %. The majority of mangroves planted in the vertically aquaponic system had excellent survival rate and root growth because the vertical aquaponic system protects the planted mangroves from permanent water inundation (Bullock et al. 2017; Domínguez-domínguez et al. 2019; Hilmi et al. 2021b).

High and permanent water inundation negatively impacted on the survival rate of mangroves planting which can be inferred from the average of survived trees of direct planting in permanent water inundation compared to those of vertical aquaponic system. High and permanent water inundation in direct planting systems caused high mortality, stunting growth, lower biodiversity and trigger of species domination. Nur and Hilmi (2021) and Hilmi et al. (2021a) explained that tidal waves and water inundation primarily affect mangrove growth. Water inundation is caused by water dynamics occurring due to river discharge and tidal waves (Hilmi et al. 2017a; Suhendra et al. 2018). Basically, water inundation requires a unique adaptation of mangrove vegetation to its environment (Leng and Cao 2020). Tidal inundation patterns influence mangrove zoning patterns, affinity and clustering (Hilmi et al. 2021b; Leng and Cao

2020; Owuor et al. 2019), degradation and potential of biodiversity (Owuor et al. 2019), the structure of the mangrove ecosystem (Leng and Cao 2020; Njana 2020), growth and productivity (Njana 2020).

The survival rate of mangroves planted in the horizontal aquaponic system

The survival rate of mangroves planted in the horizontal aquaponic system is presented in Table 5. Horizontal aquaponic is an alternative for mangrove rehabilitation in inundated areas other than gulud system (Yanuartanti et al. 2015) and vertical aquaponic method. This method is much cheaper than the two rehabilitation techniques. The horizontal aquaponic system only costs around 50-85 Indonesian Rupiahs (IDR) per ha compared to the vertical aquaponic system with 85-150 million IDR/ha and gulud system with 1-2 billion IDR/ha.

In this study, the horizontal aquaponic system was developed to reduce the impact of permanent inundation on the planted *R. mucronata*, *R. apiculata*, *R. stylosa*, *A. marina* and *Sonneratia caseolaris*. The data showed that the planting system of 80 and 100 cm from the bottom had the highest survival rate between 62-89% compared to the planting system with a depth of 0 to 60 cm with only survived plants between 0-35 %. Mangroves planted directly in the bottom of flooded areas had the lowest survival rates than a horizontal and vertical aquaponic system. The data also showed that *Rhizophora* spp. and *A. marina* had the best survival rate when planted in the horizontal aquaponic system due to its unique and good adaptation ability in reducing the impact of high and permanent water inundation (Hilmi et al. 2021a; Yanuartanti et al. 2015).

Table 4. Survival rate (percent of survived trees and mortality) and root growth of mangroves planted in the vertical aquaponic system versus direct planting.

Station	Vertical aquaponic system			Direct planting system	
	Survived plants (%)	Mortality (%)	Root growth (%)	Survived plants (%)	Mortality (%)
1	75.0-93.8	6.2-25	15-25	15.0-67.8	33.2-85.0
2	66.7-96.9	3.1-33.3	30-40	15.4-61.2	38.8-84.6
3	69.5-86.4	13.6-30.5	50-60	10.2-51.7	48.3-89.8
4	57.8-69.9	30.1-42.2	70-80	13.2-52.5	47.5-86.8
5	71.5-89.7	10.3-28.5	60-75	-	-
6	55.4-71.5	28.5-44.6	75-80	-	-
Average	66.0-84.7	15.3-34.0	50.0-60.0	13.5-48.5	39.8-86.5

Table 5. Survival rate (percent of survived trees) of mangroves planted in the vertical aquaponic system versus direct planting

Planting position (cm)	Survived plants (%)				
	<i>Rhizophora mucronata</i>	<i>Rhizophora apiculata</i>	<i>Rhizophora stylosa</i>	<i>Avicennia marina</i>	<i>Sonneratia caseolaris</i>
0 (direct planting)	0-2	0-3	0-2	0-2	0-1
20	5-10	6-11	4-10	4-8	4-8
40	5-15	5-15	5-15	5-10	5-9
60	11-40	11-39	10-35	10-25	10-24
80	70-83	72-85	72-85	60-75	60-74
100	74-89	76-90	75-89	63-78	62-77

Table 7. Correlation between environmental factors and mangrove growth in the aquaponic rehabilitation system

	Temperature	Water salinity	Soil salinity	Water pH	Soil pH	Nitrate	Phosphate	Pyrite
Temperature	1							
Water salinity	-0.02337	1						
Soil salinity	0.03286	0.880229	1					
Water pH	-0.15457	0.37467	0.687271	1				
Soil pH	-0.30391	0.795494	0.864736	0.452754	1			
Nitrate	-0.56592	0.410441	0.313013	0.164777	0.478449	1		
Phosphate	-0.49393	0.298327	0.318708	0.491381	0.3323	-0.15758	1	
Pyrite	0.317254	0.324329	0.602198	0.867862	0.17818	-0.16565	0.311892	1
Survival rate	-0.14724	-0.66361	-0.74117	-0.18515	-0.82787	0.006529	-0.19086	-0.12717

Note: The shaded text shows a high correlation

Table 6. Distribution of mangrove height and height growth rate of planted mangrove in the the aquaponic system

Height class (cm)	Composition (%)	Height growth rate (cm/month)
40-60	3.5	1.60
60-80	26.7	0.95
80-100	39.1	1.11
100-120	9.4	1.43
120-140	7.9	2.33
140-160	13.4	2.17

Height class and height growth rate of mangroves planted in aquaponic system

The mangroves planted in the aquaponic system were grouped based on height classes as presented in Table 6. Table 6 showed that the average height growth of mangrove planting reached 1.6 cm/month (range between 0.95-2.33 cm/month). This result suggests the potential of mangrove growth in the aquaponic rehabilitation system in which mangroves must have sufficient height growth as an adaptation in permanent water inundation (Hilmi et al. 2021c; Lu et al. 2013).

Basically, the permanent and high water inundation are important factors of mangrove species to develop adaptation ability to reduce the impact of water inundation. The height growth correlates with the ability of mangroves to support root growth which affects the ability of mangroves in getting oxygen supply to support root respiration and metabolism. Mangroves need oxygen supply in anaerobic conditions as a major growth inhibitor (Asaeda and Barnuevo 2019; Dai et al. 2018).

Correlation between environment factors and mangrove growth

Correlation analysis of environmental factors showed that temperature, pH and salinity had a high impact on supporting mangrove growth (Table 7).

Soil salinity, soil temperature, soil water pH, soil pH, and soil texture strongly influenced mangrove growth (Hilmi et al. 2020). Similarly, nitrate and phosphate also greatly influence to support mangrove growth in West and East Segara Anakan (Ariani et al. 2016; Hilmi et al. 2019a; Neal et al. 2018). In contrast, pyrite is an inhibitor of mangrove growth (Barreto et al. 2016). However, in this

study, only salinity, pH and temperature were essential in supporting mangrove growth. Mangrove vegetation needs specific adaptation to reduce the impact of water salinity and water inundation with the activity of excreting, accumulating and reducing the salinity. Mangrove also develops pneumatophore root to reduce the impact of the anaerobic condition, because of the high and permanent water inundation.

In conclusion, the mangrove rehabilitation area on the north coast of Jakarta had high water inundation, which reached 200 cm. The vertical and horizontal aquaponic systems developed to reduce the impact of water inundation provided a higher growth rate and survival rate than the direct planting system. Planting mangroves using the horizontal aquaponic system at 80 and 100 cm from the bottom had the highest survival rate compared to planting at 0 to 60 cm. *Rhizophora* spp. and *Avicennia marina* had high adaptability to support vertical and horizontal aquaponic systems. Water salinity, soil salinity and water pH correlated in supporting mangrove growth and survival in the aquaponic system.

ACKNOWLEDGEMENTS

The authors express gratitude to Dr. Ir. Isdy Sulystio, DEA, LPPM Unsoed, who supported the grant *Riset Terapan* (2021 and 2022) and to colleague researchers for providing their advice for this research. We would also like to thank anonymous reviewers for their helpful and constructive comments, which greatly helped us improve our manuscript. We declare that this paper doesn't have any conflict of interest.

REFERENCES

- Abdelhakeem SG, Abouloos SA, Kamel MM. 2016. Performance of a vertical subsurface flow constructed wetland under different operational conditions. *J Arid Environ* 7 (5): 803-814. DOI: 10.1016/j.jare.2015.12.002.
- Abdullah K, Said AM, Omar D. 2014. Community-based conservation in managing mangrove rehabilitation in Perak and Selangor. *Proc-Soc Behav Sci* 153: 121-131. DOI: 10.1016/j.sbspro.2014.10.047.
- Abubakar S, Kadir M, Akbar N, Tahir I. 2018. Asosiasi dan relung mikrohabitat gastropoda pada ekosistem mangrove di Pulau Sibul Kecamatan Oba Utara Kota Tidore Kepulauan Provinsi Maluku

- Utara. Jurnal Enggano 3 (1): 22-38. DOI: 10.31186/jenggano.3.1.22-38. [Indonesian]
- Andriyani N, Mahdiana A, Hilmi E, Kristian S. 2020. The correlation between plankton abundance and water quality in Donan River. OMNI Akuatika 3: 14-20. DOI: 10.20884/1.oa.2020.16.3.844. [Indonesian]
- Ariani F, Effendi H, Suprihatin. 2016. Water and sediment oil content spread in Dumai coastal waters, Riau Province, Indonesia. Egypt J Aquat Res 42 (4): 411-416. DOI: 10.1016/j.ejar.2016.08.005.
- Asaeda T, Barnuevo, A. 2019. Oxidative stress as an indicator of niche-width preference of mangrove *Rhizophora stylosa*. For Ecol Manag 432: 73-82. DOI: 10.1016/j.foreco.2018.09.015.
- Barreto MB, Lo Mónaco S, Díaz R, Barreto-Pittol E, López L, Peralba M, do CR. 2016. Soil organic carbon of mangrove forests (*Rhizophora* and *Avicennia*) of the Venezuelan Caribbean coast. Org Geochem 100: 51-61. DOI: 10.1016/j.orggeochem.2016.08.002.
- Bomer EJ, Wilson CA, Hale RP, Hossain ANM, Rahman FMA. 2020. Surface elevation and sedimentation dynamics in the Ganges-Brahmaputra tidal delta plain, Bangladesh: Evidence for mangrove adaptation to human-induced tidal amplification. Catena 187: 104312. DOI: 10.1016/j.catena.2019.104312.
- Brander LM, Wagtendonk AS, Hussain S, McVittie A, Verburg PH, de Groot RS, van der Ploeg S. 2012. Ecosystem service values for mangroves in Southeast Asia: A meta-analysis and value transfer application. Ecosyst Serv 1 (1): 62-69. DOI: 10.1016/j.ecoser.2012.06.003.
- Bullock EL, Fagherazzi S, Nardin W, Vo-Luong P, Nguyen, Woodcock CE. 2017. Temporal patterns in species zonation in a mangrove forest in the Mekong Delta, Vietnam, using a time series of Landsat imagery. Cont Shelf Res 147: 144-154. DOI: 10.1016/j.csr.2017.07.007.
- Cameron C, Hutley LB, Friess DA, Brown B. 2019. High greenhouse gas emissions mitigation benefits from mangrove rehabilitation in Sulawesi, Indonesia. Ecosyst Serv 40: 101035. DOI: 10.1016/j.ecoser.2019.101035.
- Cochard R. 2017. Coastal water pollution and its potential mitigation by vegetated wetlands: an overview of issues in Southeast Asia. Redefining Diversity and Dynamics of Natural Resources Management in Asia (Vol. 1). Elsevier Inc. DOI: 10.1016/B978-0-12-805454-3.00012-8.
- Dai Z, Trettin CC, Frolking S, Birdsey RA. 2018. Mangrove carbon assessment tool: Model development and sensitivity analysis. Estuar Coast Shelf Sci 208: 23-35. DOI: 10.1016/j.ecss.2018.04.035.
- De Valck J, Rolfe J. 2018. Linking water quality impacts and benefits of ecosystem services in the Great Barrier Reef. Mar Pollut Bull 130: 55-66. DOI: 10.1016/j.marpolbul.2018.03.017.
- Djohan TS. 2012. The disturbed ecosystem of Segara Anakan, Central Java. Jurnal Manusia dan Lingkungan 19 (3): 294-302. [Indonesian]
- Domínguez-domínguez M, Zavala-cruz J, Rincón-ramírez JA, Martínez-zurimendi P. 2019. Management strategies for the conservation, restoration and utilization of mangroves in southeastern Mexico. Wetlands 39: 907-919. DOI: 10.1007/s13157-019-01136-z.
- Duncan C, Primavera JH, Pettorelli N, Thompson JR, Loma RJA, Koldewey HJ. 2016. Rehabilitating mangrove ecosystem services: A case study on the relative benefits of abandoned pond reversion from Panay Island, Philippines. Mar Pollut Bull 109 (2): 772-782. DOI: 10.1016/j.marpolbul.2016.05.049.
- Giri C, Long J, Abbas S, Murali RM, Qamer FM, Pengra B, Thau D. 2015. Distribution and dynamics of mangrove forests of South Asia. J Environ Manag 148: 101-111. DOI: 10.1016/j.jenvman.2014.01.020.
- Hilmi E. 2018. Mangrove landscaping using the modulus of elasticity and rupture properties to reduce coastal disaster risk. Ocean Coast Manag 165: 71-79. DOI: 10.1016/j.ocecoaman.2018.08.002.
- Hilmi E, Kusmana C, Suhendang E, Iskandar I. 2017a. Correlation analysis between seawater intrusion and mangrove greenbelt. Indones J For Res 4 (2): 151-168. DOI: 10.20886/ijfr.2017.4.2.151-168.
- Hilmi E, Sari LK, Amron. 2020. Distribusi sebaran mangrove dan faktor lingkungan pada ekosistem mangrove Segara Anakan Cilacap. Prosiding Seminar Nasional "Pengembangan Sumber Daya Perdesaan Dan Kearifan Lokal Berkelanjutan IX" 19-20 November 2019. [Indonesian]
- Hilmi E, Sari LK, Amron Cahyo TN, Sahri Siregar A. 2021a. Mangrove cluster as adaptation pattern of mangrove ecosystem in Segara Anakan Lagoon. IOP Conf Ser: Earth Environ Sci 746 (1): 012022. DOI: 10.1088/1755-1315/746/1/012022.
- Hilmi E, Sari LK, Cahyo TN, Kusmana C, Suhendang E. 2019. Carbon sequestration of mangrove ecosystem in Segara Anakan Lagoon, Indonesia. Biotropia: Southeast Asian J Trop Biol 2 6 (3): 181-190.
- Hilmi E, Sari LK, Cahyo T, Mahdiana, A, Samudra SR. 2021b. The affinity of mangrove species using Association and Cluster Index in North Coast of Jakarta and Segara Anakan of Cilacap Indonesia. Biodiversitas 22 (7): 2907-2918. DOI: 10.13057/biodiv/d220743.
- Hilmi E, Sari LK, Siregar AS, Sulisty I, Mahdiana A, Junaidi T, Muslih, Pertiwi RPC, Samudra SR, Prayogo NA. 2021c. Tannins in mangrove plants in segara anakan lagoon, central java, indonesia. Biodiversitas 22 (8): 3508-3516. DOI: 10.13057/biodiv/d220850.
- Hilmi E, Siregar AS, Febryanni L. 2015. Struktur komunitas, zonasi dan keanekaragaman hayati vegetasi mangrove di Segara Anakan Cilacap. Omni-Akuatika 11 (2): 20-32. DOI: 10.20884/1.oa.2015.11.2.36. [Indonesian]
- Hilmi E, Siregar AS, Syakti AD. 2017b. Lead (Pb) distribution on soil, water and mangrove vegetation matrices in Eastern Part of Segara Anakan Lagoon, Cilacap. Omni-Akuatika 13 (2): 25-38. DOI: 10.20884/1.oa.2017.13.2.83. [Indonesian]
- Jakovac CC, Latawiec AE, Lacerda E, Leite Lucas I, Korys KA, Iribarrem A, Malaguti GA, Turner RK, Luisetti T, Baeta Neves Strassburg B. 2020. Costs and carbon benefits of mangrove conservation and restoration: a global analysis. Ecol Econ 176, 106758. DOI: 10.1016/j.ecolecon.2020.106758.
- Krauss KW, Allen JA. 2003. Factors influencing the regeneration of the mangrove *Bruguiera gymnorhiza* (L.) Lamk. on a tropical Pacific Island. For Ecol Manag 176 (1-3): 49-60. DOI: 10.1016/S0378-1127(02)00219-0.
- Kusmana C, Maulina S. 2015. The growth responses of bakau (*Rhizophora mucronata* Lamk.) Seedling on various inundations of level and duration respon pertumbuhan semai bakau (*Rhizophora mucronata* Lamk.) terhadap tingkat kedalaman dan lama penggenangan. Jurnal Silvikultur Tropika 5 (3): 155-159. [Indonesian]
- Kusumahadi K, Yusuf A, Maulana R. 2020. Analisis keanekaragaman jenis vegetasi mangrove di kawasan hutan lindung Angke-Kapuk dan Taman Wisata Alam Angke-Kapuk Muara Angke Kota Jakarta Utara. Jurnal Ilmu Dan Budaya 41 (69): 8123. [Indonesian]
- Leng B, Cao KF. 2020. The sap flow of six tree species and stand water use of a mangrove forest in Hainan, China. Global Ecol Conserv 24: e01233. DOI: 10.1016/j.gecco.2020.e01233.
- Lu W, Chen L, Wang W, Fung-Yee Tam N, Lin G. 2013. Effects of sea level rise on mangrove *Avicennia* population growth, colonization and establishment: Evidence from a field survey and greenhouse manipulation experiment. Acta Oecol 49: 83-91. DOI: 10.1016/j.actao.2013.03.009.
- Lunstrum A, Chen L. 2014. Soil carbon stocks and accumulation in young mangrove forests. Soil Biol Biochem 75: 223-232. DOI: 10.1016/j.soilbio.2014.04.008.
- Marois DE, Mitsch WJ. 2017. A mangrove creek restoration plan utilizing hydraulic modeling. Ecol Eng 108: 537-546. DOI: 10.1016/j.ecoleng.2017.06.063.
- Masni, Ahidin, Darlian L. 2016. Gastropoda dan bivalvia epifauna yang berasosiasi dengan mangrove di Desa Pulau Tambako Kecamatan Mataoleo Kabupaten Bombana. Jurnal AMPIBI 1 (1): 27-32. [Indonesian]
- Miettinen J, Shi C, Liew SC. 2016. Land cover distribution in the peatlands of Peninsular Malaysia, Sumatra and Borneo in 2015 with changes since 1990. Global Ecol Conserv 6: 67-78. DOI: 10.1016/j.gecco.2016.02.004.
- Munji CA, Bele MY, Nkwatoh AF, Idinoba ME, Somorin OA, Sonwa DJ. 2013. Vulnerability to coastal flooding and response strategies: The case of settlements in Cameroon mangrove forests. Environ Dev 5 (1): 54-72. DOI: 10.1016/j.envdev.2012.10.002.
- Ndirangu MD, Chira RM, Wang'ondy V, Kairo JG. 2017. Analysis of wave energy reduction and sediment stabilization by mangroves in Gazi Bay, Kenya. Bonorowo Wetl 7 (2): 83-94. DOI: 10.13057/bonorowo/w070205.
- Neal L, Linse K, Brasier MJ, Sherlock E, Glover AG. 2018. Comparative marine biodiversity and depth zonation in the Southern Ocean: evidence from a new large polychaete dataset from Scotia and Amundsen seas. Mar Biodivers 48 (1): 581-601. DOI: 10.1007/s12526-017-0735-y.
- Njana MA. 2020. Structure, growth, and sustainability of mangrove forests of mainland Tanzania. Global Ecol Conserv 24: e01394 DOI: 10.1016/j.gecco.2020.e01394.

- Nur SH, Hilmi E. 2021. The correlation between mangrove ecosystem with shoreline change in Indramayu coast. *IOP Conf Ser: Earth Environ Sci* 819 (1): 1-7. DOI: 10.1088/1755-1315/819/1/012015.
- Onrizal, Rugayah, Suhardjono. 2005. Flora mangrove berhabitus pohon di hutan lindung Angke-Kapuk. *Jurnal Biodiversitas* 6 (1): 34-39. [Indonesian]
- Owuor MA, Mulwa R, Otieno P, Icely J, Newton A. 2019. Valuing mangrove biodiversity and ecosystem services: A deliberative choice experiment in Mida Creek, Kenya. *Ecosyst Serv* 40: 101040. DOI: 10.1016/j.ecoser.2019.101040.
- Rachmawati D, Setyobudiandi I, Hilmi E. 2014. Potensi estimasi karbon tersimpan pada vegetasi mangrove di wilayah pesisir Muara Gembong Kabupaten Bekasi. *Jurnal Omni-Akuatika* XIII 19: 85-91. [Indonesian]
- Ruzol CD, Camacho ACD, Sabino LL, Garcia JE, Gevaña DT, Camacho LD. 2020. A materialist-idealist divide? Policy and practice in participatory mangrove rehabilitation in the Philippines. *Environ Sci Pol* 112: 394-404. DOI: 10.1016/j.envsci.2020.06.026.
- Sharafatmandrad M, Mashizi KA. 2020. Investigating distribution of ecosystem services in rangeland landscapes: an approach based on weighted key functional traits. *Ecol Indic* 111: 105971. DOI: 10.1016/j.ecolind.2019.105971.
- Shiau YJ, Lee SC, Chen TH, Tian G, Chiu CY. 2017. Water salinity effects on growth and nitrogen assimilation rate of mangrove (*Kandelia candel*) seedlings. *Aquat Bot* 137: 50-55. DOI: 10.1016/j.aquabot.2016.11.008.
- Suhendra, Amron A, Hilmi E. 2018. The pattern of coastline change based on the characteristics of sediment and coastal slope in Pangenan coast of Cirebon, West Java. *E3S Web of Conf* 47: 06001. DOI: 10.1051/e3sconf/20184706001.
- Taher MM, Kamal MM, Zairion. 2012. Potential and management of mangrove ecosystem in South Jailolo Sub-district, West Halmahera, North Moluccas. *Bonorowo Wetl* 2 (1): 19-30. DOI: 10.13057/wetlands/w020103. [Indonesian]
- Taillardat P, Ziegler AD, Friess DA, Widory D, Truong Van V, David F, Thành-Nho N, Marchand C. 2018. Carbon dynamics and inconstant porewater input in a mangrove tidal creek over contrasting seasons and tidal amplitudes. *Geochimica et Cosmochimica Acta* 237: 32-48. DOI: 10.1016/j.gca.2018.06.012.
- Tam NFFY, Wong YS, Wong MH. 2009. Novel technology in pollutant removal at source and bioremediation. *Ocean Coast Manag* 52 (7): 368-373. DOI: 10.1016/j.ocecoaman.2009.04.009.
- van Wesenbeeck BK, Balke T, van Eijk P, Tonneijck F, Siry HY, Rudianto ME, Winterwerp JC. 2015. Aquaculture induced erosion of tropical coastlines throws coastal communities back into poverty. *Ocean Coast Manag* 116: 466-469. DOI: 10.1016/j.ocecoaman.2015.09.004.
- Wang Y, Ying H, Yin Y, Zheng H, Cui Z. 2019. Estimating soil nitrate leaching of nitrogen fertilizer from global meta-analysis. *Sci Tot Environ* 657: 96-102. DOI: 10.1016/j.scitotenv.2018.12.029.
- Willard CA. 2020. *Statistical Methods (An Introduction to Basic Statistical Concepts and Analysis)* (2nd Edition). Routledge, Taylor and Francis Group. DOI: 10.4324/9780429261039.
- Yang Q, Tam NFFY, Wong YS, Luan TG, Su WS, Lan CY, Shin PKS, Cheung SG. 2008. Potential use of mangroves as constructed wetland for municipal sewage treatment in Futian, Shenzhen, China. *Mar Pollut Bull* 57 (6-12): 735-743. DOI: 10.1016/j.marpolbul.2008.01.037.
- Yanuartanti IW, Kusmana C, Ismail A. 2015. Feasibility study of mangrove rehabilitation using guludan technique in carbon trade perspective in protected mangrove area in Muara Angke, DKI Jakarta Province. *J Nat Resour Environ Manag* 5 (2): 180-186. DOI: 10.19081/jpsl.5.2.180.
- Ysebaert T, van der Hoek DJ, Wortelboer R, Wijsman JWM, Tangelder M, Nolte A. 2016. Management options for restoring estuarine dynamics and implications for ecosystems: A quantitative approach for the Southwest Delta in the Netherlands. *Ocean Coast Manag* 121: 33-48. DOI: 10.1016/j.ocecoaman.2015.11.005.
- Yulianti R, Ariastita P. 2012. Arahan pengendalian konversi hutan mangrove menjadi lahan budidaya di kawasan Segara Anakan. *Jurnal Teknik ITS* 1 (1): 1-7. [Indonesian]
- Zhang Y, Xiao , Guan, D, Chen Y, Motelica-Heino M, Peng Y, Lee SY. 2021. The role of mangrove fine root production and decomposition on soil organic carbon component ratios. *Ecol Indic* 125: 107525. DOI: 10.1016/j.ecolind.2021.107525.