

**PUBLIKASI KARYA ILMIAH  
PADA JURNAL INTERNASIONAL BEREPUTASI**

**Judul Karya Ilmiah:**

***The Effect of Sea Water Immersion on Buton Asphalt (As-Buton)  
Mixture***

**Tim Penulis:**

**Gito Sugiyanto\*, Wahyu Widarini, and Eva Wahyu Indriyati**

***\*: Corresponding Author***

**Dimuat di Jurnal Internasional Bereputasi**

**Jurnal Teknologi (*Sciences & Engineering*)**

**Universiti Teknologi Malaysia (UTM) Malaysia**

**Vol. 84 No. 01, January 2022, pp. 29-39.**

**ISSN: 0127-9696 dan e-ISSN 2180-3722**

**Terindeks Scopus dengan SJR: 0,203; Quartiles: Q3,**

**H-Index: 18.**

**Alamat URL: <https://doi.org/10.11113/jurnalteknologi.v84.16802>**

**DAFTAR ISI**

- 1. Cover**
- 2. Dewan Editor Jurnal Teknologi**
- 3. Daftar Isi Vol. 84 No. 01**
- 4. *Print Out* Artikel Ilmiah**
- 5. *Indexing* (Q3, SJR: 0,203)**



# Source details

## Jurnal Teknologi (Sciences and Engineering)

Scopus coverage years: from 2006 to 2007, from 2010 to Present

Publisher: Penerbit Universiti Teknologi Malaysia

ISSN: 0127-9696 E-ISSN: 2180-3722

Subject area: Engineering: General Engineering

Source type: Journal

[View all documents >](#) [Set document alert](#) [Save to source list](#) [Source Homepage](#)

CiteScore 2021  
**1.6** ⓘ

SJR 2021  
**0.203** ⓘ

SNIP 2021  
**0.475** ⓘ

[CiteScore](#) [CiteScore rank & trend](#) [Scopus content coverage](#)

Improved CiteScore methodology

CiteScore 2021 counts the citations received in 2018-2021 to articles, reviews, conference papers, book chapters and data papers published in 2018-2021, and divides this by the number of publications published in 2018-2021. [Learn more >](#)

CiteScore 2021

**1.6** =  $\frac{698 \text{ Citations 2018 - 2021}}{433 \text{ Documents 2018 - 2021}}$

Calculated on 05 May, 2022

CiteScoreTracker 2022 ⓘ

**1.5** =  $\frac{648 \text{ Citations to date}}{442 \text{ Documents to date}}$

Last updated on 05 January, 2023 • Updated monthly

### CiteScore rank 2021 ⓘ

Category	Rank	Percentile
Engineering		
General Engineering	#160/300	46th

[View CiteScore methodology >](#) [CiteScore FAQ >](#) [Add CiteScore to your site](#)

---

## About Scopus

[What is Scopus](#)

[Content coverage](#)

[Scopus blog](#)

[Scopus API](#)

[Privacy matters](#)

## Language

[日本語版を表示する](#)

[查看简体中文版本](#)

[查看繁體中文版本](#)

[Просмотр версии на русском языке](#)

## Customer Service

[Help](#)

[Tutorials](#)

[Contact us](#)

---

## ELSEVIER

[Terms and conditions ↗](#) [Privacy policy ↗](#)

Copyright © Elsevier B.V. ↗. All rights reserved. Scopus® is a registered trademark of Elsevier B.V.

We use cookies to help provide and enhance our service and tailor content. By continuing, you agree to the use of cookies ↗.



[Home](#) / Editorial Team

## Editorial Team

### Chief Editor

[Professor Dr. Rosli Md Illias](#), Universiti Teknologi Malaysia, Malaysia

### Editors

[Professor Datuk Dr. Ahmad Fauzi Ismail](#), Universiti Teknologi Malaysia, Malaysia

[Professor Dr. Muhammad Hisyam Lee](#), Universiti Teknologi Malaysia, Malaysia

[Professor Dr. Ruzairi Abdul Rahim](#), Universiti Teknologi Malaysia, Malaysia

[Professor Dr. Hadi Nur](#), Universiti Teknologi Malaysia, Malaysia

[Professor Dr. Mohammad Nazri Mohd. Jaafar](#), Universiti Teknologi Malaysia, Malaysia

[Professor Dr. Safian Sharif](#), Universiti Teknologi Malaysia, Malaysia

[Professor Sr. Gs Dr. Mazlan Hashim](#), Universiti Teknologi Malaysia, Malaysia

[Professor Dr. Hesham Ali El-Enshasy](#), Universiti Teknologi Malaysia, Malaysia

[Professor Dr. Norhazilan Md Noor](#), Universiti Teknologi Malaysia, Malaysia, Malaysia

[Assoc. Prof. Dr. Mohd Hafiz Dzarfan Othman](#), Universiti Teknologi Malaysia, Malaysia

[Assoc. Prof. Ts. Dr. Goh Pei Sean](#), Universiti Teknologi Malaysia, Malaysia

[Dr. Syafiqah Saidin](#), Universiti Teknologi Malaysia, Malaysia

[Assoc. Prof. Ts. Dr. Dalila Mat Said](#), Universiti Teknologi Malaysia, Malaysia

[Professor Dr. Fahrul Zaman Huyop](#), Universiti Teknologi Malaysia, Malaysia

[Assoc. Professor Dr. Roswanira Ab. Wahab](#), Universiti Teknologi Malaysia, Malaysia

### Editorial Board

[Professor Craig D. Williams](#), University of Wolverhampton, United Kingdom

[Professor I. S. Jawahir](#), University of Kentucky, United States

[Professor Dr. Xianshe Feng](#), University of Waterloo, Canada

[Professor Dr. Mustafizur Rahman](#), National University of Singapore, Singapore

[Professor Dr. William McClusky](#), University of Ulster, United Kingdom

[Professor Vijay K. Arora](#), Wilkes University, United States

[Professor Dr. Muhamad Riaz](#), King Fahd University of Petroleum & Minerals Dhahran, Saudi Arabia

[Assoc. Prof. Dr. G. Arthanareeswaran](#), National Institute of Technology, Tiruchirapalli, INDIA

[Assoc. Professor Dr. Arun M Isloor](#), National Institute of Technology Karnataka, INDIA

[Professor Dr. Jamaliah Md Jahim](#), Universiti Kebangsaan Malaysia, Malaysia, Malaysia

[Professor Dr. Che Hassan Che Haron](#), Universiti Kebangsaan Malaysia, Malaysia



Editorial Workflow in OJS 3 - Module 3 - Submitting an Artic...



1.4 2020 CiteScore

48th percentile  
Powered by Scopus

## Information

[For Readers](#)

[For Authors](#)

[For Librarians](#)

**Browse**



Copyright © 2012 [Penerbit UTM Press](#), Universiti Teknologi Malaysia.


Disclaimer : This website has been updated to the best of our knowledge to be accurate. However, [Universiti Teknologi Malaysia](#) shall not be liable for any loss or damage caused by the usage of any information obtained from this web site.

Platform &  
workflow by  
**OJS / PKP**

[Home](#) / [Archives](#) / Vol. 84 No. 1: January 2022

## Vol. 84 No. 1: January 2022



 **UTM**  
UNIVERSITI TEKNOLOGI MALAYSIA

**Jurnal Teknologi  
(Sciences & Engineering)**

**Vol. 84 No. 1 January 2022**

<https://journals.utm.my/jurnalteknologi/issue/view/481>

**Jurnal Teknologi (Sciences and Engineering)**

**Q3** Engineering (miscellaneous) best quartile

**SJR 2020** 0.19

powered by scimagojr.com

**CiteScoreTracker 2021**

**1.5** 613 Citations to date  
415 Documents to date

Last updated on 04 November, 2021 • Updated monthly

**Published:** 2021-12-20

### Science and Engineering

#### PREDICTIVE MODELING OF MIXED HALIDE PEROVSKITE CELL USING HYBRID L27 OA TAGUCHI-BASED GA-MLR-GA APPROACH

Khairil Ezwan Kaharudin, Fauziah Salehuddin  
1-9

 PDF

#### PHYSICOCHEMICAL AND SENSORY CHARACTERISTIC OF STARFRUIT-RED GUAVA FRUIT LEATHER AS AFFECTED BY THE ADDITION OF ARABIC GUM

Rahmawati Farasara, Kharimatul Fachriah  
11-19

 PDF

#### THE ENHANCED PHOTOCATALYTIC PROPERTIES OF SILVER PHOSPHATE SYNTHESIZED UNDER MANGOSTEEN PEEL EXTRACT SOLUTION

Alfa Marcorius, Yui Sulaeman, Mohammad Afif, Siti Nurfiyah, Khanifudin Khanifudin, Khusnul Afifah  
21-27

 PDF

#### THE EFFECT OF SEA WATER IMMERSION ON BUTON ASPHALT (AS-BUTON) MIXTURE

Gito Sugiyanto, Wahyu Widarini, Eva Wahyu Indriyati  
29-39

 PDF

#### EVALUATION OF ANTIOXIDANT, ANTIMICROBIAL AND WOUND HEALING ACTIVITY OF POIKILOSPERMUM SUAVEOLENS

Hartati Ahmad, Muhammad Habil Ahmad, Alimuddin Ali, Halifah Pagarra, Pince Salempa, Liza Md Salleh, Muharram Passitta  
41-48

 PDF

#### ANTIMICROBIAL STUDY OF PYROLIGNEOUS EXTRACT FROM RHIZOPHORA APICULATE AGAINST URINARY TRACT PATHOGENS

Chee Loong Teo  
49-55

 PDF

**TROPICAL REHABILITATION FOREST CONTROL ON WATER CHEMISTRY PATTERN IN BINTULU SARAWAK MALAYSIA**

Noraini Rosli, Geoffery James Gerusu, Roland Kueh Jui Heng  
57-75

[PDF](#)**SPEED SENSORLESS CONTROL FOR PMSM DRIVES USING EXTENDED KALMAN FILTER**

Mohamad Ikhwan Nordin, Jurifa Mat Lazi, Md Hairul Nizam Talib, Zulkifilie Ibrahim  
77-83

[PDF](#)**THEORETICAL AND EXPERIMENTAL INVESTIGATION OF ESTIMATING CHANGE POINT IN MULTIVARIATE PROCESSES VIA SIMULTANEOUS COVARIANCE MATRIX AND MEAN VECTOR**

Alireza Firouzi, Noordin Mohd Yusof, Muhammad Hisyam Lee, Robabeh Bashiri  
85-96

[PDF](#)**DEVELOPMENT OF LOCATION ESTIMATION ALGORITHM UTILIZING RSSI FOR LORA POSITIONING SYSTEM**

S. Kavetha, A. S. Ja'afar, M. Z. A. Aziz, A. A. M. Isa, M. S. Johal, N. M. Z. Hashim  
97-105

[PDF](#)**TIO<sub>2</sub>-ENABLED POLYVINYLLIDENE FLUORIDE FOR PALM OIL MILL EFFLUENT TREATMENT: EFFECTS OF MEMBRANE MORPHOLOGY AND AERATION ON FLUX AND SUSPENDED SOLID REMOVAL**

Erna Yuliwaty, Ahmad Fauzi Ismail, Goh Pei Sean, Sri Martini  
107-115

[PDF](#)**FRESH STATE AND MECHANICAL PROPERTIES OF ULTRA-LIGHTWEIGHT FOAMED CONCRETE INCORPORATING ALKALI TREATED BANANA FIBRE**

Mohammed Hassan Nensok, Md Azree Othuman Mydin, Hanizam Awang  
117-128

[PDF](#)**EMERGING NEED FOR MICRO-CLIMATIC CONSIDERATIONS IN URBAN DESIGN PROCESS: A REVIEW**

Mohammadhassan Salmanian, Norsidah Ujang  
129-148

[PDF](#)**THE INVESTIGATION OF KADIDIA GEOTHERMAL FIELD (INDONESIA) USING GRAVITATIONAL DATA AND POWER SPECTRUM ANALYSIS**

Sismanto Sismanto, Anis Hoerunisa, Dikdik Risdianto, Tony Rahadinata  
149-157

[PDF](#)**THE EFFECT OF UTILIZING SILICA FUME AND EGGSHHELL ASH ON THE GEOTECHNICAL PROPERTIES OF SOFT KAOLIN CLAY**

Muhammad Syamsul Imran Zaini; Muzamir Hasan; Ling Sin Yie; Khairil Azman Masri, Ramadhansyah Putra Jaya, Masayuki Hyodo, Michael James Winter  
159-170

[PDF](#)**NUMERICAL STUDY OF REINFORCED CONCRETE CORBELS WITH DIFFERENT LAYUP SCHEMES OF CFRP LAMINATES**

Omid Shabazi Ghazani, Mostafa Moghadasi, Soheil Taeepoor  
171-181

[PDF](#)



**EPIFLOW: A FABRIC-BASED PRESSURE SENSOR ARRAY FOR TETRAPLEGIC PATIENT CALL DETECTION SYSTEM**

Normazlianita Mohamad Alias , Zakiran Abd Razak, Munirah Janjori, Mohd Yazed Ahmad, Julia Patrick Engkasan, Nur Azah Hamzaid  
183-192

 PDF
**ULASAN: PEMBANGUNAN TEKNOLOGI PENGHASILAN DAN PENGGUNAAN**

REVIEW: DEVELOPMENT OF GASIFICATION TECHNOLOGY AND ITS APPLICATION

Muhammad Roslan Rahim, Annisa Palupi Trisasongko, Mohammad Nazri Mohd Jaafar, Norazila Othman, Yahaya Ramli, Muhammad Syahiran Abdul Malik, Mazlan Said  
193-210

 PDF
**ISOLATION AND SCREENING OF PROTEOLYTIC BACTERIA FROM SIDOARJO SHRIMP PASTE AS PROTEASE SOURCE TO EXTRACT THE COLLAGEN FROM MILKFISH SCALES (CHANOS CHANOS)**

A Evi Susanti, Suharti Suharti, Roswanira Wahab, Naharotul Chusniyah, Shindy Tirta Paramitha  
211-218

 PDF
**ALL-DIGITAL PHASE LOCKED LOOP (ADPLL) TOPOLOGIES FOR RFID SYSTEM APPLICATION: A REVIEW**

S. N. Ishak, J. Sampe, Z. Yusoff, M. Faseehuddin  
219-230

 PDF
**AN EXTENSIVE REVIEW ON: LOW NOISE AMPLIFIER FOR MILLIMETER AND RADIO FREQUENCY WAVES**

Nitin Agarwal, Manish Gupta, Manish Kumar  
231-239

 PDF
**CLOUD-BASED TEMPERATURE MONITORING MECHANISM FOR COVID-19 PANDEMIC TRACKING**

Loo Tung Lun, Tam Swee Chin, Mohamad Khairi Ishak, Mohd Shahrime Mohd Asaari  
241-247

 PDF
**ANTI-INFLAMMATORY AND ORAL TOXICITY ASSESSMENT OF R-38TM: A TRADITIONAL HERBAL SUPPLEMENT FOR ARTHRITIS**

Anis Amirah Mohamad, Fadzilah Adibah Abdul Majid, Suvik Assaw, Fadhilah Zainal Abidin, Anis Fadhlina, Sudheer Kumar Aluru, Siti Nurazwa Zainol, Najat Jabbar Ahmed  
249-262

 PDF


# THE EFFECT OF SEA WATER IMMERSION ON BUTON ASPHALT (AS-BUTON) MIXTURE

Gito Sugiyanto\*, Wahyu Widarini, Eva Wahyu Indriyati

Civil Engineering Department, Faculty of Engineering, Jenderal Soedirman University. Mayjend. Sungkono Street, Km. 5, Blater, Kalimanah, Purbalingga, Central Java, Indonesia Postcode 53371

## Article history

Received

31 March 2021

Received in revised form

30 September 2021

Accepted

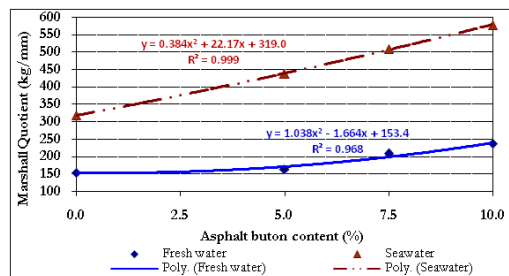
7 October 2021

Published Online

20 December 2021

\*Corresponding author  
gito.sugiyanto@unsoed.ac.id

## Graphical abstract



## Abstract

One of the causes of flexible pavement damage is being submerged in water with a high acidity, such as seawater. To overcome this condition, a study on the use of buton asphalt (as-buton) was conducted. The advantages of as-buton are that it has higher adhesion and is more resistant to temperature changes. As-buton modification by mixing Lawele as-buton Southeast Sulawesi with oil asphalt pen 60/70. This study focuses on determining the effect of the addition of as-buton to the modified asphalt mixture and the effect of seawater immersion on as-buton mixture based on the Marshall characteristic test. The percentage by weight of as-buton used is 5%, 7.5%, and 10%. The immersion was carried out in freshwater and seawater immersion for up to 24 hours at a temperature of 30°C. The result of this study show that the addition of as-buton increase the value of stability, void in mixture, Marshall quotient (MQ), and void in mineral aggregate, but reduce the flow, void filled with asphalt, and density. The increase of stability and MQ value in seawater-immersion due to the addition of as-buton was higher than that in freshwater. The stability value of the 10% modified as-buton mixture in freshwater-immersion increased by 169.338 kg (14.61%) and in seawater-immersion increased by 1261.669 kg (55.65%). The flow value in freshwater-immersion decreased by 1.9 mm (25.33%) while in seawater-immersion decreased by 1 mm (14.08%). For further research, variations in the addition of as-buton will be carried out to produces a modified asphalt mixture with the best performance.

Keywords: Marshall characteristics, as-buton, asphalt concrete wearing course, sea water immersion, asphalt mixture

© 2022 Penerbit UTM Press. All rights reserved

## 1.0 INTRODUCTION

One type of road pavement construction is flexible pavement, namely pavement using asphalt as a binding material. Flexible pavement consists of pavement layers that carry and spread traffic loads to the subgrade. Flexible pavement is a composite

material consisting of aggregate, asphalt mastic, air void, and filler. It is considered the primary paving type of road, taxiway, and runway, due to their good riding quality, fast construction speed, low noise, excellent durability, and stability [1], recyclability, and easy maintenance [2], [3]. In last decades, Indonesia intended to improve infrastructure by

increasing highway network and building the asphalt pavement almost 329,926 km [4]. In China more than 90% is flexible pavement [5] and in the United State of America, flexible pavements represent 95% of total pavement [6].

Asphalt surface layer plays a fundamental role in flexible pavement structure, withstanding varying traffic loads and constantly changing environmental conditions. However, under the effects of repeated vehicle loading flexible pavements are susceptible to thermal cracking, low temperatures, and freeze-thaw cycles [7]. Many factors cause damage to flexible pavements. Asphalt pavement degradation is an inevitable phenomenon due to combined effects of high traffic loads or overloading, low speed vehicles [8] [9] and harsh environmental conditions. Environmental conditions include unstable subgrade conditions, temperature, weather, and water. Water is the main destroyer of road pavement. Especially water that has a high level of acidity such as sea water can affect the bond between asphalt and aggregate which accelerates oxidation, causing premature damage to the road surface layer. The influence of climate change causes natural phenomena such as tides, winds, waves, and ocean currents, which have a significant effect in parts of Indonesia, in coastal areas. The phenomenon of rising sea water causes tidal flooding so that roads near coastal areas are prone to experiencing sea water inundation either for a short time or for a long time. Sea water immersion will damage flexible pavement. Feng *et al.* in 2010 stated that salt has a significant effect on the asphalt binders performance on low temperature [10]. Asphalt concrete performance in sulfate solution is more severe than in water. The brucite fiber in the mixture has an excellent effect on enhancement, stability, and reinforcement [11].

The road pavement surface damage factor is one of the causes of traffic accidents [12]. It is necessary to seek efforts to repair road damage. High concentration of salt spray in the environment deteriorates asphalt mixtures durability [13]. Chen and Xu investigate the fibers in reinforcing effects and mechanisms for stabilizing and reinforcing asphalt binder. Fibers improve asphalt binder's resistance to rutting, flow, and dynamic shear modulus [14]. Tahmoorian and Samali using recycled construction aggregate in asphalt mixtures. Mixtures containing recycled construction aggregate have better workability, deformation resistance and compaction in comparison with basalt [15]. The previous study, Sugiyanto in 2017 identified the asphalt concrete characteristic produced from scrapped tire rubber. Scrapped tire rubber can improve resistance to permanent deformation due to ruts, provide better resistance in high temperatures [16], and resistance to water [17]. Liu *et al.* added the steel wool [18] and Do *et al.* using recycled waste lime in asphalt concrete mixture. Recycled waste lime improves stiffness, permanent deformation characteristics, and fatigue endurance

of asphalt concrete [19]. Bowers *et al.* in 2014 investigated the reclaimed asphalt pavement blending efficiency through gel permeation chromatography. Blending occurs throughout all layers of the asphalt mixture [20]. As mentioned by Ge *et al.* in 2017 penetration and asphalts ductility decreased and softening point of asphalts increased after modified with Sasobit and Polyphosphoric acid [21]. The other study, addition of nanoclay and carbon microfiber improve mixture's moisture susceptibility performance [22]. Polyester fibers improve properties of asphalt mixture [23]. The pulling rate and asphalt film thickness have an equivalent relation. As mentioned by Huang *et al.* binder bond strength tests could be applied to reflect mixture resistance in modified asphalt mixtures [24].

One effort that can be tried to reduce the damage to flexible pavements due to sea water immersion is addition of buton asphalt into a modified mixture. The Buton Asphalt (as-buton) is natural rock asphalt in Lawele, South Buton Island, Southeast Sulawesi, Indonesia. As-buton consists of 20-35% high quality bitumen and 65-80% limestone filler. The total deposit is estimated at 650 million tones [25]. The advantages of As-buton are that it has higher adhesion and more resistance to temperature changes so that it is expected to increase stability to water. The aim of this research is to identify the effect of sea water immersion on asphalt concrete modification as-buton. Experimental investigation based on characteristics of Marshall conducted to determine the effect of sea water on the modification asphalt containing as-buton. The novelty of this research is that the composition of the modified as-buton mixture was produced and the effect of the as-buton mixture in sea water immersion was based on Marshall characteristic test results.

## 2.0 METHODOLOGY

### 2.1 Asphalt Mixture and Gradation of Aggregate

In this research, a layer of asphalt concrete type namely Asphalt Concrete-Wearing Course (AC-WC) with maximum aggregate size is 19 mm. The aggregate gradations limit specification by the Ministry of Public Work Republic of Indonesia: Bina Marga 2010 (Revision 3) as stated in Table 1 [26].

### 2.2 Material

Materials in this research consists of coarse and fine aggregate, filler using stone ash, asphalt Buton, asphalt with the penetration grade 60-70 from PERTAMINA, Indonesia and sea water. Asphalt buton from deposits on Lawele, South Buton Island, Southeast Sulawesi. Sea water used in this research is taken from Teluk Penyu Beach, in Cilacap District, Central Java Province, Indonesia. The characteristics of the sea water from Teluk Penyu Beach, salinity value 25 ‰ and the Potential of Hydrogen (pH) value 8.52.

**Table 1** Specification of aggregate gradation limits for AC-WC Mixture [26]

Size of sieve (mm)	Sieve number	Percentage passing of sieve (%)	
		Lower limit	Upper limit
19.1	¾ inch	-	100
12.7	½ inch	90	100
9.52	3/8 inch	77	90
4.76	No. 4	53	69
2.38	No. 8	33	53
1.18	No. 16	21	40
0.59	No. 30	14	30
0.279	No. 50	9	22
0.149	No. 100	6	15
0.074	No. 200	4	9

### 2.3 Methods

The test methods and standards for coarse and fine aggregate and asphalt followed the Indonesian specification or Standard National of Indonesia (SNI). The conducted tests are water absorption, specific gravity, abrasion, adhesive of aggregate and asphalt. Standards used namely SNI 1969-2008 [27] for bulk specific gravity and water absorption test, SNI 2417-2008 [28] for abrasion test, SNI 06-2456-2011 [29] for penetration test of asphalt, SNI 2441-2011 [30] for specific gravity of asphalt test, SNI 2432-2011 [31] for ductility asphalt test, SNI 2433-2011 [32] for flash and fire point of asphalt test, SNI 2434-2011 [33] for softening point of bitumen test, and SNI 7729-2011 [34] for viscosity asphalt test. Asphalt content ranges from 4.5 to 6.5% based on the study by Sugiyanto *et al.* in 2015 [35]. To determine the optimum asphalt content, the AC-WC mixture was varied from 4.5 to 6.5% at 0.5% interval. The specimens were immersed in freshwater and sea water for up to 24 hours at a temperature of 30°C.

Seven characteristics of Marshall Test namely void in mixture, void in mineral aggregate, voids filled with asphalt, flow, stability, Marshall quotient, and density. Total samples in this study are 39 units, 15 samples for Marshall Test characteristic to get the optimum asphalt content value from AC-WC mixture and 24 samples for fresh water and sea water immersion test. There are 9 samples of modification buton as-buton for fresh water immersion test, and 9 samples of as-buton mixture for sea water immersion test. The percentage by weight of as-buton used is 5%, 7.5%, and 10%. The number of samples of each asphalt content is 3 samples. Details of the mixture type and number of samples of AC-WC mixture for Marshall Test characteristic are shown in Table 2. Details of the number of samples of asphalt mixture and modification as-buton mixture (The percentage by weight of as-buton 5%, 7.5% and 10%) for freshwater and sea water immersion test are shown in Table 3.

**Table 2** Number of samples of AC-WC mixture for Marshall Test

Mixture type	Asphalt content (%)	The number of samples
AC-WC	4.5	3
AC-WC	5.0	3
AC-WC	5.5	3
AC-WC	6.0	3
AC-WC	6.5	3
Total		15

**Table 3** Number of samples of asphalt mixture for freshwater and sea water immersion test

Asphalt Buton content (%)	The number of samples	
	Freshwater immersion	Sea water immersion
0	3	3
5	3	3
7.5	3	3
10	3	3
Total	12	12

## 3.0 RESULTS AND DISCUSSION

### 3.1 Aggregate Test Results

The aggregate physical properties and characteristics of coarse aggregate, fine aggregate, and filler are determined based on the aggregate tests. The physical properties test results of coarse aggregate include specific gravity, water absorption, and abrasion test as shown in Table 4. The physical properties of fine aggregate and filler can be seen in Table 5.

**Table 4** Physical properties of coarse aggregate

Tests (unit)	Result	Specification	Standard
Bulk specific gravity (gr/cc)	2.57	Min. 2.50	SNI 1969-2008
SSD specific gravity (gr/cc)	2.58	Min. 2.50	SNI 1969-2008
Effective specific gravity (gr/cc)	2.58	Min. 2.50	SNI 1969-2008
Water absorption (%)	0.28	Max. 3%	SNI 1969-2008
Abrasion test with Los Angeles machine 100 rotations (%)	4	Max. 6%	SNI 2417-2008
Abrasion test with Los Angeles machine 500 rotations (%)	11	Max. 30%	SNI 2417-2008

Based on Table 4, the physical properties test results of coarse aggregate include: bulk specific gravity is 2.57 (min. specification 2.50), water absorption 0.28% (max. specification 3%), the abrasion with Los Angeles Machine 100 rotation for asphalt mixture 4% (max. specification 6%), and the

abrasion with Los Angeles Machine 500 rotation for as-buton modification mixture 11% (max. specification 30%). It means that coarse aggregate: crushed stone is complying with required specification standards and can be used as a coarse aggregate in asphalt concrete mixture and as-buton modification mixture. Based on Table 5, the result of physical properties of fine aggregate are water absorption is 0.42% (max. specification 3%), the bulk specific gravity is 2.56 (min. specification 2.50). The specific gravity of stone ash as filler in the asphalt mixture is 2.56 (min. specification 2.5). The results of aggregate gradation examination obtained the percentage of coarse aggregate, namely aggregate grains which have a larger grain size than sieve no. 4 (4.76 mm) of 39%. Fine aggregate which has a finer grain size than sieve no. 4 (4.76 mm) of 54.5% and filler is 6.5%.

**Table 5** Physical properties of fine aggregate and filler

Tests (unit)	Result	Specification	Standard
Bulk specific gravity of fine aggregate (gr/cc)	2.56	Min. 2.50	SNI 1969-2008
SSD specific gravity of fine aggregate (gr/cc)	2.57	Min. 2.50	SNI 1969-2008
Effective specific gravity of fine aggregate (gr/cc)	2.57	Min. 2.50	SNI 1969-2008
Water absorption (%)	0.42	Max. 3%	SNI 1969-2008
Filler specific gravity (gr/cc)	2.56	Min. 2.50	SNI 1969-2008

### 3.2 Asphalt Test Results

Asphalt with the penetration grade 60-70 from PERTAMINA, Indonesia was used in this research. Asphalt test includes penetration of asphalt, softening point, ductility, specific gravity, flash and fire point, and viscosity. The asphalt test results can be seen in Table 6. The asphalt buton modification test results with 5%, 7.5% and 10% as-buton can be seen in Table 7.

**Table 6** Asphalt test results

Tests (unit)	Result	Specification	Standard
Penetration (dmm)	63.6	60-70	SNI 06-2456-2011
Softening point (°C)	54	≥ 48	SNI 2434-2011
Flash point (°C)	282	Min. 200	SNI 2433-2011
Fire point (°C)	333	-	SNI 2433-2011
Ductility (cm)	124.5	Min. 100	SNI 2432-2011
Specific gravity (gr/cc)	1.046	≥ 1.00	SNI 2441-2011
Viscosity (cSt)	-	-	SNI 7729-2011
Mixing temp. (°C)	153		
Compaction temp. (°C)	143.5		

Based on Table 6, the penetration test in temperature 25°C is 63.6 dmm (specification 60-70 dmm). The softening point of asphalt based on the ring and ball test method is 54°C (min. specification 48°C). Based on the penetration value and softening point of asphalt can be analyzed the penetration index. Flash and fire points of asphalt using Cleveland

open cup method [32]. The value of the flash point is 282°C (min. specification 200°C) and the fire point of asphalt is 333°C. The ductility of asphalt is 124.5 cm (specification ≥ 100 cm). The specific gravity value of asphalt is 1.046 (min. specification 1.0). Asphalt with the penetration grade 60-70 from PERTAMINA is compliant with the required specification *Bina Marga* 2010 (Rev. 3) and can be used as bitumen in AC-WC mixture.

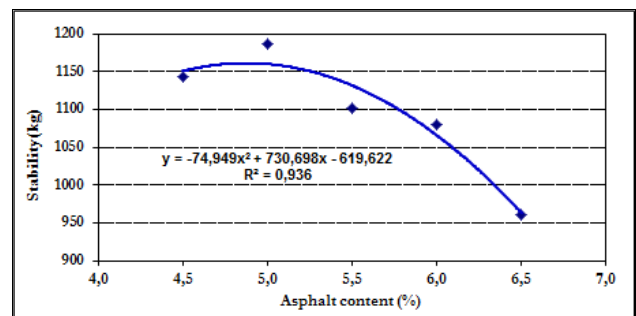
**Table 7** As-buton modification test results

Tests (unit)	Asphalt buton content (%)			Specification
	5	7.5	10	
Penetration (dmm)	53	52	51.5	Min. 50
Softening point (°C)	54.4	54.7	55	≥ 53
Ductility (cm)	104.5	102.5	100	≥ 100
Specific gravity (gr/cc)	1.060	1.078	1.097	≥ 1.00

Based on Table 7, the penetration value for as-buton modification 5% is 53 dmm, as-buton modification 7.5% is 52 dmm, and 51.5 dmm for as-buton modification 10% (min. specification 50 dmm). The softening point of asphalt based on the ring and ball test method is 54.4 °C for 5% as-buton, 54.7 °C for 7.5% as-buton, and 55°C (min. specification 53°C). The specific gravity of as-buton modification 5% is 1.060, 7.5% is 1.078, and 1.097 for as-buton 10% (min. specification 1.0). As-buton modification is complying with the required specification Ministry of Public Works *Bina Marga* 2010 (Rev. 3) [26].

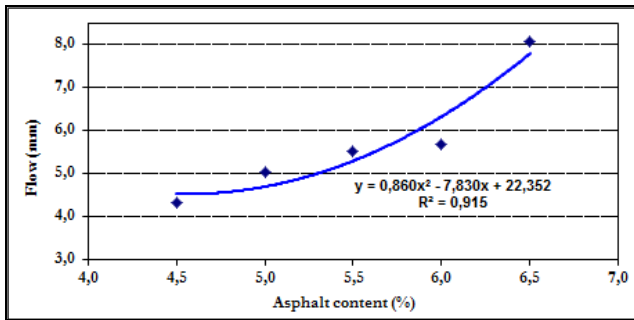
### 3.3 Marshall Test Result

Marshall tests characteristic for the AC-WC or Asphalt Concrete-Wearing Course mixture with asphalt content range from 4.5 to 6.5%. Seven characteristics of Marshall Test namely Void in Mixture (VIM in % volume), Void in Mineral Aggregate (VMA in % volume), Voids Filled with Asphalt (VFA in % VMA), flow in mm, stability in kg, Marshall Quotient (MQ) in kg/mm and density in gr/cc. Specification for Marshall Test based on specification *Bina Marga* 2010 (Rev. 3) [26]. Marshall Test results for AC-WC mixture for seven characteristics can be seen in Figure 1.

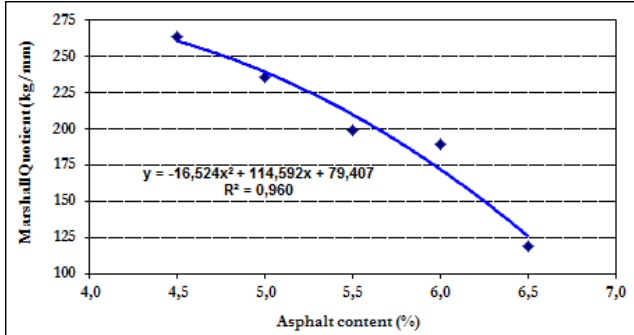


a. Relationship asphalt content and stability

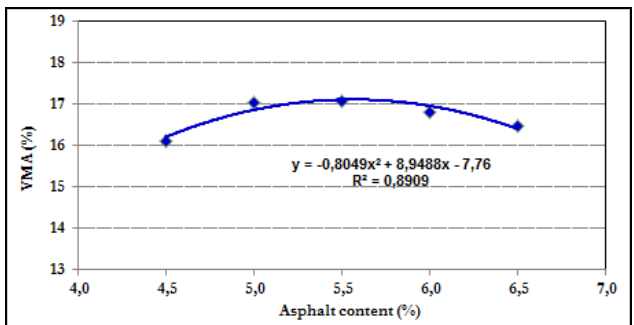




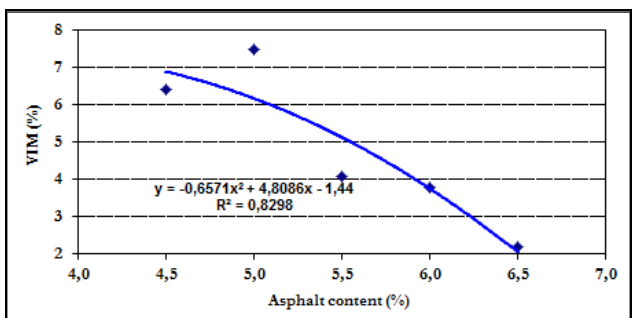
b. Relationship asphalt content and flow



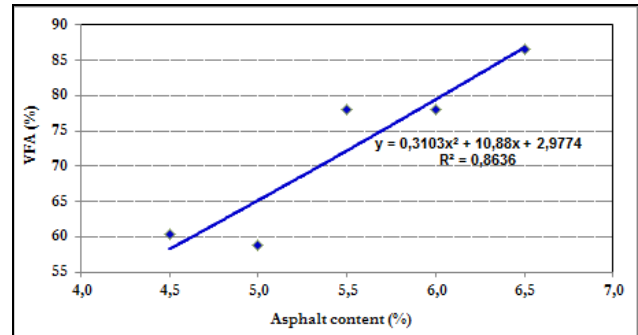
c. Relationship asphalt content and marshall quotient



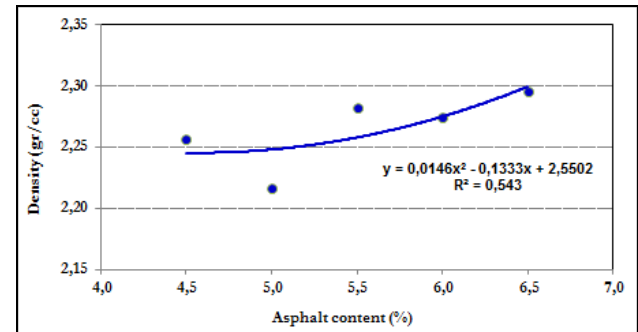
d. Relationship asphalt content and void in mineral aggregate



e. Relationship asphalt content and void in mixture



f. Relationship asphalt content and voids filled with asphalt



g. Relationship asphalt content and density

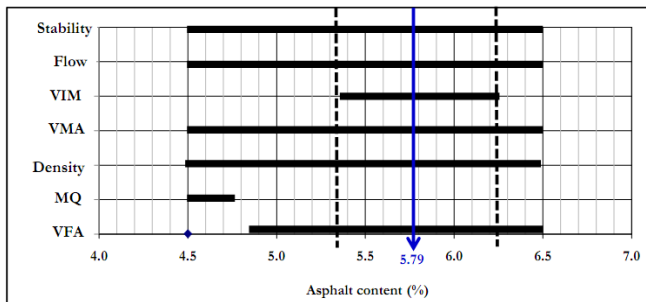
**Figure 1** Marshall Test analysis results for AC-WC mixture

As depicted in Figure 1, the results of Marshall test characteristics show that the stability value of asphalt mixture will increase with the addition of mixed asphalt content and decrease if added asphalt content exceeds the optimum asphalt content value. Based on the specification from the Minister of Public Works: Bina Marga 2010 (Rev. 3), the minimum requirement value for stability of AC-WC mixture is 800 kg [26], so that the AC mixture with asphalt content from 4.5 to 6.5% is complying with the specification standard. The second parameter flow value shows the amount of reduction in the mixture of test objects due to the load to the limit of collapse.

The flow result test of AC-WC mixture is increasing with the addition of asphalt content. For the asphalt content value from 4.5 to 6.5%, the flow value of asphalt mixture is 4.33-8.07 mm ( $\geq 3$  mm), so that the asphalt mixture is complying with the required specification standard for the asphalt content from 4.5 to 6.5%. The third parameter Marshall Quotient (MQ) values for AC-WC mixture is 119.14 to 263.92 kg/mm (min. 250 kg/mm) [26]. The MQ values for AC-WC mixture is complying with the required specification for asphalt content from 4.5 to 4.75%. VMA shows the percentage of the number of air voids in the aggregate that can be filled with asphalt. The greater of the air voids between the aggregate grains, the greater the value of the air voids in the mixture. The VMA value for asphalt content of 4.5-6.5% obtained a value of 16.122 to 17.077%, it has complied with the requirements of the Highways specification is 14%. The VFA value shows the amount of cavity in the mixture filled with asphalt.

The VFA value from test results obtained from 58.849 to 86.585%. The minimum requirement for a VFA value is 63%.

The determination of optimum asphalt content value for the AC-WC mixture based on Marshall Test characteristics is shown in Figure 2. In the AC-WC mixture, seven characteristics of Marshall Test include: stability, flow, VMA, and density value are appropriate for the asphalt content from 4.5 to 6.5%. VIM value is appropriate for asphalt content from 5.34 to 6.235%, VFA appropriate for asphalt content from 4.848 to 6.5% and MQ for asphalt content 4.5 to 4.75%. The asphalt content that can satisfy six specifications of Marshall Test characteristic is from 5.34 to 6.235%. So the optimum asphalt content value of the AC-WC mixture is the median from 5.34 to 6.235% is 5.79% (indicated by the blue arrow in Figure 2).



**Figure 2** Optimum asphalt content determination for the AC-WC mixture

The value of each Marshall Test analysis results for the AC-WC mixture with optimum asphalt content 5.79% is shown in Table 8. The specification of each parameter based on the Minister of Public Works: Bina Marga 2010 (Rev. 3) [26].

**Table 8** Marshall Test analysis results for AC-WC with optimum asphalt content 5.79%

Marshall Test	Result for 5.79%	Specification
Stability (kg)	1098.52	Min. 800
Flow (mm)	5.85	Min. 3
MQ (kg/mm)	188.94	Min. 250
VMA (%)	17.1	Min. 14
VIM (%)	4.37	3-5.5
VFA (%)	76.36	Min. 63
Density (gr/cc)	2.249	-

Based on Table 8, with optimum asphalt content value for AC-WC mixture is 5.79%, from seven characteristics Marshall tests only Marshall Quotient (MQ) that doesn't comply with the Bina Marga specification. The higher MQ value, the higher stiffness of a mixture and more susceptible the mixture to cracking. A stability value of asphalt mixture that is too high will result in a pavement that is too stiff so that its durability is reduced. As for the other six parameters comply with the Bina Marga

specifications. The void in mixture value of asphalt mixture must be maintained. Void in mixture value required for AC-WC mixture is between 3.5 to 5.5%. The asphalt mixture with void in mixture or VIM value range between 3 to 5.5% is not susceptible to flowing, melting, and plastic deformation. A very high VFA value will cause bleeding. Based on the optimum asphalt content result, the next step is making the asphalt buton modification with the percentage by weight of as-buton used is 5%, 7.5%, and 10%.

### 3.4 Marshall Immersion Test Result

The results of Marshall immersion for AC-WC mixture (without as-buton (0%) and asphalt buton modifications 5% (as-buton 5%), as-buton 7.5%, and as-buton 10% are shown in Table 9 that immersed in fresh water and Table 10 for sea water immersion up to 24 hours at temperature of 30°C. Seven parameters of Marshall Test characteristics include stability, VIM or Void in Mixture, VMA or Void in Mineral Aggregate, VFA or Voids Filled with Asphalt, flow, Marshall Quotient (MQ), and density.

**Table 9** Marshal test characteristics of modification asphalt buton mixture in fresh water immersion

Marshal test characteristics	Asphalt buton content (%)				Speci-fication
	0	5	7.5	10	
Stability (kg)	1159.01	1215.61	1250.12	1328.35	Min.1000
Flow (mm)	7.5	7.4	6.0	5.6	Min. 3
MQ (kg/mm)	154.535	164.271	208.354	237.206	Min. 300
VMA (%)	14.675	15.690	15.825	15.914	Min. 15
VIM (%)	1.50	2.90	3.20	3.60	3.5-5.5
VFA (%)	89.644	81.731	79.779	77.703	Min. 65
Density (gr/cc)	2.330	2.303	2.299	2.297	-

**Table 10** Marshal test characteristics of modification asphalt buton mixture in sea water immersion

Marshal test characteristics	Asphalt buton content (%)				Speci-fication
	0	5	7.5	10	
Stability (kg)	2267.24	2738.19	3155.24	3528.94	Min.1000
Flow (mm)	7.10	6.25	6.20	6.10	Min. 3
MQ (kg/mm)	319.329	438.111	508.909	578.514	Min. 300
VMA (%)	14.993	15.099	15.366	15.632	Min. 15
VIM (%)	1.90	2.20	2.60	3.20	3.5-5.5
VFA (%)	87.557	86.274	83.079	79.284	Min. 65
Density (gr/cc)	2.322	2.319	2.312	2.304	-

### 3.5 Before and After Immersion

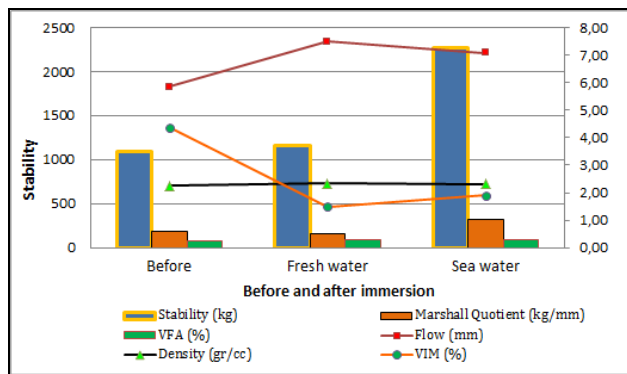
There are seven characteristics of Marshall Test of asphalt mixture in before and after immersion. Two conditions of immersions are in fresh water and sea water immersion. The comparison for seven characteristics of marshall test in before immersion and after immersion can be seen in Table 11.

**Table 11** Marshal test characteristics of asphalt mixture before and after immersion

Marshal test characteristics	Before immersion		After immersion		
	Result	Spec.	Fresh water	Sea water	Spec.
Stability (kg)	1098.52	Min. 800	1159.01	2267.24	Min.1000
Flow (mm)	5.85	Min. 3	7.5	7.10	Min. 3
MQ (kg/mm)	188.94	Min. 250	154.535	319.329	Min. 300
VMA (%)	17.1	Min. 14	14.675	14.993	Min. 15
VIM (%)	4.37	3-5.5	1.50	1.90	3.5-5.5
VFA (%)	76.36	Min. 63	89.644	87.557	Min. 65
Density (gr/cc)	2.249	-	2.330	2.322	-

### 3.6 Discussion

The comparison of Marshall test characteristics of asphalt mixture before and after immersion can be seen in Figure 3. The stability of the asphalt mixture before immersion was 1098.52 kg and increased 5.5% when soaked in fresh water and increased 106% when soaked in sea water. Stability value that is too high will cause the flexible pavement to become stiff so that its durability is reduced.

**Figure 3** Comparison of Marshall test characteristics of asphalt mixture before and after immersion

The adding as-buton effect to the modified asphalt mixture and effect of soaking the mixture in sea water can be explained as follows: as depicted in Table 9 and Table 10, the results show that the asphalt mixture stability will increase with addition of as-buton content. This occurs because the bitumen contained in grain as-buton mixes with asphalt with the penetration grade 60/70 in the asphalt mixture and causes the adhesion of the asphalt mixture to be better. The stability value of the modified asphalt buton mixture immersed in sea water is also greater than that immersed in fresh water. The increase in stability value due to the addition of as-buton as much as 10% in fresh water immersion reached 169.338 kg (increased by 14.61%) while sea water immersion reached 1261.669 kg (increased by 55.65%).

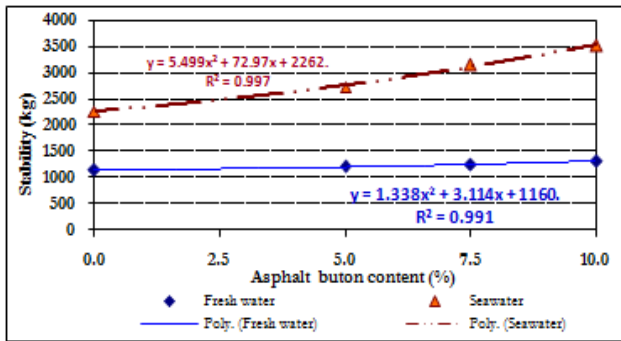
Relationship between stability with as-buton content in fresh water and sea water immersion is shown in Figure 4. The addition of as-buton (as-buton)

content in the asphalt mixture will result in a decrease in the flow value. The mobilization of bitumen from the as-buton grain causes the asphalt to become harder. The flow value of asphalt mixture immersed in fresh water decreased by 1.9 mm (decreased by 25.33%), while those immersed in sea water decreased by 1 mm (decreased by 14.08%). The higher the stability value, the more rigid the asphalt mixture, so that the level of durability decreases. Relationship between flow with as-buton content in fresh water and sea water immersion is shown in Figure 5.

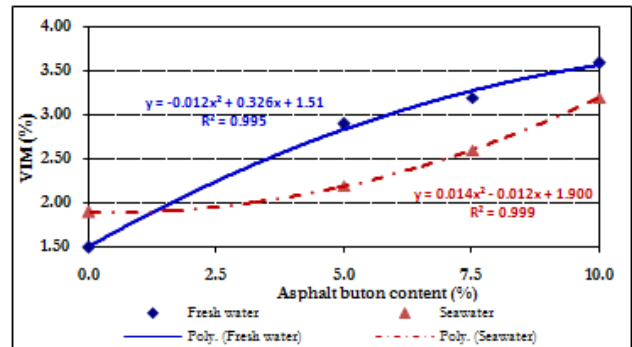
The Marshall Quotient (MQ) value of the asphalt mixture increases with the addition of as-buton content. The MQ value of the modified asphalt buton mixture immersed in sea water is greater than that immersed in fresh water. The increase in MQ value due to the addition of 10% as-buton in freshwater immersion reached 82.67 kg/mm (increased by 53.50%) while in sea water immersion it reached 259.185 kg/mm (increased by 81.17%). The increase of MQ value from modified asphalt buton immersed in sea water was greater than immersed in fresh water. Asphalt mixtures with as-buton grain substitution tend to be stiffer. Relationship between MQ with as-buton content in fresh water and sea water immersion is shown in Figure 6.

The void in mineral aggregate (VMA) and void in mixture (VIM) values of asphalt mixture also increased with each addition of as-buton levels. The increase in VMA value in fresh water immersion reached 8.44% while in sea water immersion it increased by 4.26%. The increase in the VIM value of the modified as-buton mixture immersed in fresh water reached 140% and in sea water it increased by 68.42%. Meanwhile, the addition of as-buton content in the modified as-buton mixture tends to decrease the voids filled with asphalt (VFA) value. The VFA value in fresh water immersion decreased by 13.32% while that in sea water immersion decreased by 9.45%. The effect of adding as-buton to the modified asphalt mixture on the density value is less significant. The difference in density values in the mixture without as-buton and as-buton substitution by 10% in freshwater immersion only decreased by 0.033 (1.42%) and in sea water immersion decreased by 0.018 (0.78%). The relationship between VMA with as-buton content in fresh water and sea water immersion is shown in Figure 7, relationship between VIM with as-buton content in fresh water and sea water immersion is shown in Figure 8, relationship between VFA with as-buton content in fresh water and sea water immersion is shown in Figure 9, and relationship between density with as-buton content in fresh water and sea water immersion is shown in Figure 10 respectively.

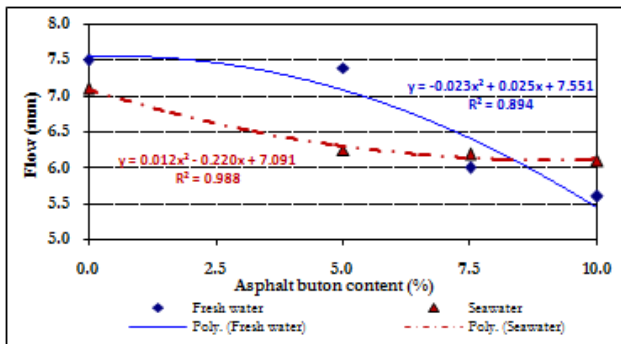




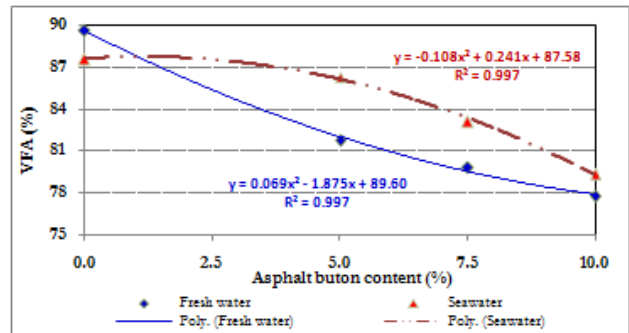
**Figure 4** Relationship between stability with asphalt buton content in fresh water and sea water immersion



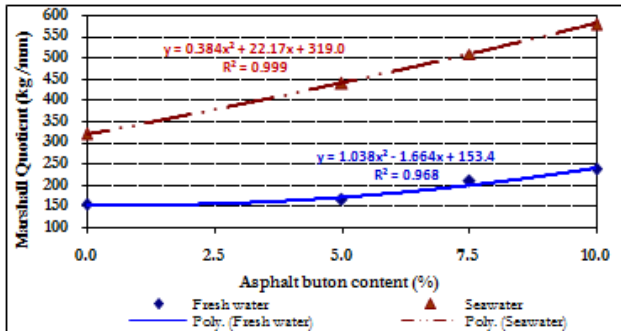
**Figure 8** Relationship between VIM with asphalt buton content in fresh water and sea water immersion



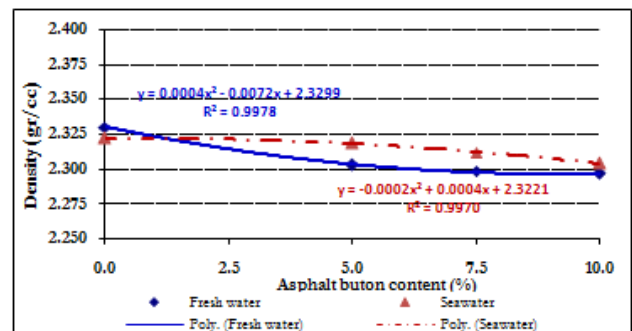
**Figure 5** Relationship between flow with asphalt buton content in fresh water and sea water immersion



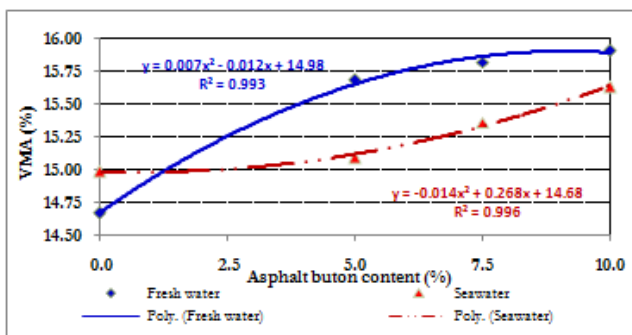
**Figure 9** Relationship between VFA with asphalt buton content in fresh water and sea water immersion



**Figure 6** Relationship between Marshall Quotient with asphalt buton content in fresh water and sea water immersion



**Figure 10** Relationship between density with asphalt buton content in fresh water and sea water immersion



**Figure 7** Relationship between VMA with asphalt buton content in fresh water and sea water immersion

One of the factors that influences moisture transport of asphalt mixtures is the void structures characterization [36]. The Improvement of the adhesive zone will result in porous asphalt concrete which will improved the durability, lifetime of mixture [37] [38], and reduce the tire-pavement noise [39] [40]. Because of some of these advantages, the porous asphalt pavement is more efficient than conventional pavements [41]. As mentioned by Ganesan et al. in 2013 the replacement of fine aggregate by shredded rubber as much as 15% and 20% improved the fatigue strength of self compacting rubberized concrete [42]. In the other study by Qin in 2015 which studied the strategy to mitigate the urban heat island effect using cool

pavements development. The heat-harvesting pavements seem interesting to resolve the issue because they stay cool. The heat-harvesting pavements can also be used as a renewable energy source [43]. The interaction level between filler and bitumen is highly dependent on the polymer modification type [44]. Asphalt porous concrete mix had better aggregates interlocking, homogeneous void structure [45], improved adhesion properties, and higher number of asphalt fibrils with longer lengths relative to the neat asphalt [46].

Sea water immersion increases the stability of asphalt mixture, so that its durability is reduced. The result of this study is similar to the study by Millero [47] and Setiadji et al. [48]. Chloride in tidal water is the main contributor to damage on the asphalt pavement [48]. Effect of salt in performance of asphalt binders accelerates the failure when salt percentage is more than 3% [49], increases the asphalt stiffening and decrease the adhesion [50], causes aggregate raveling in coastal areas [51], and water stability of mixture [52]. Sea water immersion has more influence on the value of stability, flow, and Marshall Quotient of asphalt mixture compared to fresh water immersion. The results of the comparison of sea water immersion in modified as-buton showed that addition of as-buton content increased stability and Marshall quotient value but decreased the flow value.

## 4.0 CONCLUSION

This research determines the effect of addition of as-buton to the modified asphalt mixture and the effect of sea water immersion on as-buton mixture based on the Marshall characteristic test. Through this study, the addition of as-buton makes the asphalt mixture more resistant to temperature changes and increases stability to water. The addition of as-buton increases the stability, void in mixture, Marshall quotient, and void in mineral aggregate, but reduces the value of flow, void filled with asphalt, and density. The stability and Marshall quotient value of the modified as-buton mixture immersed in sea water is greater than that in freshwater. The stability value with 10% modified as-buton mixture in freshwater immersion increased 14.61% and in sea water immersion increased 55.65%. The flow value in freshwater immersion decreased 25.33% while in sea water immersion decreased 14.08%. For further research, variations in the addition of as-buton will be carried out to obtain the optimum as-buton content which produces a modified asphalt mixture with the best performance.

## Acknowledgement

"This research is supported by Jenderal Soedirman University". "The authors fully acknowledged the

Ministry of Research and Technology and Jenderal Soedirman University for the approved fund which makes this important research viable and effective".

## References

- [1] Chen, Z., Wu, S., Pang, L., and Xie, J. 2016. Function Investigation of Stone Mastic Asphalt (SMA) Mixture Partly Containing Basic Oxygen Furnace (BOF) Slag. *Journal of Applied Biomaterials and Functional Materials*. 14(1): 68-72. DOI: <https://doi.org/10.5301/jabfm.5000307>.
- [2] Sadeghnejad, M., Arabani, M., and Taghipoor, M. 2018. Predicting the Impact of Temperature and Stress on the Asphalt Mixtures' Rutting Behavior. *International Journal of Pavement Research and Technology*. 11: 300-310. DOI: <https://doi.org/10.1016/j.ijprt.2017.10.006>.
- [3] Luo, D., Khater, A., Yue, Y., Abdelsalam, M., Zhang, Z., Li, Y., Li, J., Iseley, D. T. 2019. The Performance of Asphalt Mixtures Modified with Lignin fiber and Glass Fiber: A Review. *Construction and Building Materials*. 209: 377-387. DOI: <https://doi.org/10.1016/j.conbuildmat.2019.03.126>.
- [4] Badan Pusat Statistik (BPS-Statistics Indonesia). 2020. Length of Roads by Surface Type Indonesia in 2018. <https://www.bps.go.id/linkTableDinamis/view/id/820>.
- [5] Long, Y., Wu, S., Xiao, Y., Cui, P., and Zhou, H. 2018. VOCs Reduction and Inhibition Mechanisms of Using Active Carbon filler in Bituminous Materials. *Journal of Cleaner Production*. 181: 784-793. DOI: <https://doi.org/10.1016/j.jclepro.2018.01.222>.
- [6] Mohod, M. V. and Kadam, K. 2016. A Comparative Study on Rigid and flexible Pavement: A Review. *IOSR Journal of Mechanical and Civil Engineering*. 13: 84-88. DOI: <https://doi.org/10.9790/1684-1303078488>.
- [7] Liu, Z., Xing, M., Chen, S., He, R., and Cong, P. 2014. Influence of the Chloride-based Anti-freeze filler on the Properties of Asphalt Mixtures. *Construction and Building Materials*. 51: 133-140. DOI: <https://doi.org/10.1016/j.conbuildmat.2013.09.057>.
- [8] Sugiyanto, G. and Malkhamah, S. 2018. Determining the Maximum Speed Limit in Urban Road to Increase Traffic Safety. *Jurnal Teknologi (Sciences and Engineering)*. 80(5): 67-77. DOI: <https://doi.org/10.11113/jt.v80.10489>.
- [9] Sugiyanto, G., Jajang, and Santi, M.Y. 2019. The Impact of Lowering Speed Limit on Mobility and the Environment. *The 1st International Conference on Material Science and Engineering for Sustainable Rural Development in AIP Conference Proceedings*. 2094(1) 020019: 1-8. DOI: <https://doi.org/10.1063/1.5097488>.
- [10] Feng, D., Yi, J., Wang, D. and Chen, L. 2010. Impact of Salt and Freeze-thaw Cycles on Performance of Asphalt Mixtures in Coastal Frozen Region of China. *Cold Regions Science and Technology*. 62(1): 34-41. DOI: <https://doi.org/10.1016/j.coldregions.2010.02.002>.
- [11] Xiong, R., Chen, S. F., Guan, B. W., Cong, P. L. and Ma, L. L. 2011. Research on Performance of Asphalt Concrete Under the Action of Freeze-thaw and Corrosion. *Journal Wuhan University of Technology*. 33: 72-76. DOI: <https://doi.org/10.3963/j.issn.1671-4431.2011.02.017>.
- [12] Sugiyanto, G., Fadli, A., and Santi, M. Y. 2017. Identification of Black Spot and Equivalent Accident Number using Upper Control Limit Method. *ARPN Journal of Engineering and Applied Sciences*. 12(2): 528-535. [http://www.arpnjournals.org/jeas/research\\_papers/rp\\_2017/jeas\\_0117\\_5650.pdf](http://www.arpnjournals.org/jeas/research_papers/rp_2017/jeas_0117_5650.pdf).
- [13] Zhang, Q. and Huang, Z. 2019. Investigation of the Micro Characteristics of Asphalt Mastics under Dry-wet and Freeze-thaw Cycles in a Coastal Salt Environment. *Materials*. 12: 2627-2646. DOI: <https://doi.org/10.3390/ma12162627>.
- [14] Chen, H. and Xu, Q. 2010. Experimental Study of fibers in Stabilizing and Reinforcing Asphalt Binder. *Fuel*. 89: 1616-1622. DOI: <https://doi.org/10.1016/j.fuel.2009.08.020>.

- [15] Tahmoorian, F. and Samali, B. 2018. Laboratory Investigations on the Utilization of RCA in Asphalt Mixtures. *International Journal of Pavement Research and Technology*. 11(6): 627-638. DOI: <https://doi.org/10.1016/j.ijprt.2018.05.002>.
- [16] Sugiyanto, G. 2017. Characterization of Asphalt Concrete Produced from Scrapped Tire Rubber. *Engineering Journal*. 21(4): 193-206. DOI: <https://doi.org/10.4186/ej.2017.21.4.193>.
- [17] Sugiyanto, G. 2017. Marshall Test Characteristics of Asphalt Concrete Mixture with Scrapped Tire Rubber as a Fine Aggregate. *Jurnal Teknologi (Sciences and Engineering)*. 79(2): 55-64. DOI: <https://doi.org/10.11113/jt.v79.6965>.
- [18] Liu, Q., Yu, W., Schlangen, E., and van Bochove, G. 2014. Unravelling Porous Asphalt Concrete with Induction Heating. *Construction and Building Materials*. 71: 152-157. DOI: <https://doi.org/10.1016/j.conbuildmat.2014.08.048>.
- [19] Do, H. S., Mun, P. H. and Keun, R. S. 2008. A Study on Engineering Characteristics of Asphalt Concrete using Filler with Recycled Waste Lime. *Waste Management*. 28(1): 191-199. DOI: <https://doi.org/10.1016/j.wasman.2006.11.011>.
- [20] Bowers, B. F., Huang, B. Shu, X., and Miller, B. C. 2014. Investigation of Reclaimed Asphalt Pavement Blending Efficiency Through GPC and FTIR. *Construction and Building Materials*. 50: 517-523. DOI: <https://doi.org/10.1016/j.conbuildmat.2013.10.003>.
- [21] Ge, D., Yan, K. You, L., and Wang, Z., 2017. Modification Mechanism of Asphalt Modified with Sasobit and Polyphosphoric Acid (PPA). *Construction and Building Materials*. 143: 419-428. DOI: <https://doi.org/10.1016/j.conbuildmat.2017.03.043>.
- [22] Goh, S.W, Akin, M., You, Z., and Shi, X. 2011. Effect of Deicing Solutions on the Tensile Strength of Micro-or Nano-Modified Asphalt Mixture. *Construction and Building Materials*. 5(1): 195-200. DOI: <https://doi.org/10.1016/j.conbuildmat.2010.06.038>.
- [23] Ma, T., Geng, L., Ding, X., Zhang, D., and Huang, X. 2016. Experimental Study of Deicing Asphalt Mixture with Anti-Icing Additives. *Construction and Building Materials*. 127: 653-662. <https://doi.org/10.1016/j.conbuildmat.2016.10.018>.
- [24] Huang, W., Lv, Q., and Xiao, F. 2016. Investigation of using Binder Bond Strength Test to Evaluate Adhesion and Self-Healing Properties of Modified Asphalt Binders. *Construction and Building Materials*. 113: 49-56. DOI: <https://doi.org/10.1016/j.conbuildmat.2016.03.047>.
- [25] Ministry of Public Works. 2006. *Pedoman Konstruksi Bangunan No. 001-03/BM/2006. Pemanfaatan As-buton Buku 3 Campuran Beraspal Panas dengan As-buton Olahan*. Jakarta: Ministry of Public Works Indonesia.
- [26] Ministry of Public Works. 2014. *Spesifikasi Umum Bina Marga Divisi 6 2010 (Revision 3)*. Jakarta: Directorate General of Highways, Ministry of Public Works Republic of Indonesia.
- [27] Standar Nasional Indonesia (SNI) 1969:2008. 2008. *Cara Uji Berat Jenis dan Penyerapan Air Agregat Kasar*. Jakarta: Badan Standardisasi Nasional (BSN) Indonesia.
- [28] Standar Nasional Indonesia (SNI) 2417:2008. 2008. *Cara Uji Keausan Agregat dengan Mesin Abrasi Los Angeles*. Jakarta: Badan Standardisasi Nasional (BSN) Indonesia.
- [29] Standar Nasional Indonesia (SNI) 06-2456-2011. 2011. *Cara Uji Penetrasi Aspal*. Jakarta: Badan Standardisasi Nasional (BSN) Indonesia.
- [30] Standar Nasional Indonesia (SNI) 2441-2011. 2011. *Cara Uji Berat Jenis Aspal Keras*. Jakarta: Badan Standardisasi Nasional (BSN) Indonesia. <http://sni.litbang.pu.go.id/index.php?r=/sni/new/sni/detail/id/237>.
- [31] Standar Nasional Indonesia (SNI) 2432-2011. 2011. *Cara Uji Daktilitas Aspal*. Jakarta: Badan Standardisasi Nasional (BSN) Indonesia. <http://sni.litbang.pu.go.id/index.php?r=/sni/new/sni/detail/id/232>.
- [32] Standar Nasional Indonesia (SNI) 2433-2011. 2011. *Cara Uji Titik Nyala dan Titik Bakar Aspal dengan Alat Cleveland Open Cup*. Jakarta: Badan Standardisasi Nasional (BSN) Indonesia. <http://sni.litbang.pu.go.id/index.php?r=/sni/new/sni/detail/id/233>.
- [33] Standar Nasional Indonesia (SNI) 2434-2011. 2011. *Cara Uji Titik Lembek Aspal dengan Alat Cincin Bola (Ring and Ball)*. Jakarta: Badan Standardisasi Nasional (BSN) Indonesia.
- [34] Standar Nasional Indonesia (SNI) 7729-2011. 2011. *Cara Uji Viskositas Aspal pada Temperatur Tinggi dengan Alat Saybolt Furol (Standard Test Method for Saybolt Furol Viscosity of Bituminous Materials at High Temperature)*. Jakarta: Badan Standardisasi Nasional (BSN) Indonesia.
- [35] Sugiyanto, G., Hermawan, A. and Mulyono, B. 2015. The Characteristics of Asphalt Concrete-Binder Course (AC-BC) Mixture with Bottom Ash as an Aggregate Substitute. *Civil Engineering Dimension*. 17(1): 29-37. DOI: <http://doi.org/10.9744>.
- [36] Caro, S., Masad, E., Bhasin, A., and Little, D.N. 2008. Moisture Susceptibility of Asphalt Mixtures, Part 1: Mechanisms. *International Journal of Pavement Engineering*. 9(2): 81-98. DOI: <https://doi.org/10.1080/10298430701792128>.
- [37] Mo, L. T., Huurman, M., Wu, S. P., and Molenaar, A. A. 2009. Ravelling Investigation of Porous Asphalt Concrete Based on Fatigue Characteristics of Bitumen-Stone Adhesion and Mortar. *Materials & Design*. 30(1): 170-179. DOI: <https://doi.org/10.1016/j.matdes.2008.04.031>.
- [38] Mo, L. T., Huurman, M., Wu, S. P., and Molenaar, A. A. 2011. Bitumen-stone Adhesive Zone Damage Model for the Meso-mechanical Mixture Design of Raveling Resistant Porous Asphalt Concrete. *International Journal of Fatigue*. 33(11): 1490-1503. DOI: <https://doi.org/10.1016/j.ijfatigue.2011.06.003>.
- [39] Chen, D., Ling, C., Wang, T., Su, Q., and Ye, A. 2018. Prediction of Tire Pavement Noise of Porous Asphalt Mixture based on Mixture Surface Texture Level and Distributions. *Construction and Building Materials*. 173: 801-810. DOI: <https://doi.org/10.1016/j.conbuildmat.2018.04.062>.
- [40] Chu, L. J. and Fwa, T. F. 2019. A Functional Approach for Determining Skid Resistance Threshold State of Porous Pavement. *International Journal of Pavement Engineering*. 20(4): 481-489. DOI: <https://doi.org/10.1080/10298436.2017.1309195>.
- [41] Ahmad, K. A., Abdullah, M. E., Abdul Hassan, N., Daura, H. A., and Ambak, K. 2017. A Review of using Porous Asphalt Pavement as an Alternative to Conventional Pavement in Storm Water Treatment. *World Journal of Engineering*. 14(5): 355-362. DOI: <https://doi.org/10.1108/WJE-09-2016-0071>.
- [42] Ganesan, N., Raj, J. B., and Shashikala, A. P. 2013. Flexural Fatigue Behavior of Self-compacting Rubberized Concrete. *Construction and Building Materials*. 44: 7-14. DOI: <https://doi.org/10.1016/j.conbuildmat.2013.02.077>.
- [43] Qin, Y. 2015. A Review on the Development of Cool Pavements to Mitigate Urban Heat Island Effect. *Renewable and Sustainable Energy Reviews*. 52: 445-459. DOI: <https://doi.org/10.1016/j.rser.2015.07.177>.
- [44] Cardone, F., Frigio, F., Ferrotti, G., and Canestrari, F. 2015. Influence of Mineral fillers on the Rheological Response of Polymer-modified Bitumen and Mastics. *Journal of Traffic and Transportation Engineering (English Edition)*. 2(6): 373-381. DOI: <https://doi.org/10.1016/j.jtte.2015.06.003>.
- [45] Poulikakos, L. D. and Partl, M. N. 2010. Investigation of Porous Asphalt Microstructure using Optical and Electron Microscopy. *Journal of Microscopy*. 240(2): 145-154. DOI: <https://doi.org/10.1111/j.1365-2818.2010.03388.x>.
- [46] Khattak, M. J., Baladi, G. Y., and Drzal, L. T. 2007. Low Temperature Binder-aggregate Adhesion and Mechanistic Characteristics of Polymer Modified Asphalt Mixtures. *Journal of Materials in Civil Engineering*. 19(5): 411-422. DOI: [https://ascelibrary.org/doi/abs/10.1061/\(ASCE\)0899-1561\(2007\)19:5\(411\)](https://ascelibrary.org/doi/abs/10.1061/(ASCE)0899-1561(2007)19:5(411)).

- [47] Millero, F. J. 2013. *Physico-chemical controls on sea water. In Treatise on Geochemistry*. Second Edition. Elsevier Inc. Ocean Sciences. 8: 1-18.  
DOI: <https://doi.org/10.1016/B978-0-08-095975-7.00601-X>.
- [48] Setiadj, B.H., Utomo, S., and Nahyo. 2017. Effect of Chemical Compounds in Tidal Water on Asphalt Pavement Mixture. *International Journal of Pavement Research and Technology*. 10(2): 122-130.  
DOI: <https://doi.org/10.1016/j.ijprt.2016.11.002>.
- [49] Feng, D., Yi, J., Wang, D., and Chen, L. 2010. Impact Of Salt and Freeze-thaw Cycles on Performance of Asphalt Mixtures In Coastal Frozen Region of China. *Cold Regions Science and Technology*. 62(1): 34-41.  
DOI: <https://doi.org/10.1016/j.coldregions.2010.02.002>.
- [50] Yang, H., Pang, L., Zou, Y., Liu, Q., and Xie, J. 2020. The Effect of Water Solution Erosion on Rheological, Cohesion and Adhesion Properties of Asphalt. *Construction and Building Materials*. 246:  
DOI: <https://doi.org/10.1016/j.conbuildmat.2020.118465>.
- [51] Zhou, Z., Li, H., Liu, X., and He, W. 2020. Investigation of Sea Salt Erosion Effect on the Asphalt-aggregate Interfacial System. *International Journal of Pavement Research and Technology*. 13: 145-153.  
DOI: <https://doi.org/10.1007/s42947-019-0095-2>.
- [52] Zhong, K., Sun, M., and Chang, R. 2018. Performance Evaluation of High-elastic/Salt-Storage Asphalt Mixture Modified with Mafilon and Rubber Particles. *Construction and Building Materials*. 193: 153-161. DOI: <https://doi.org/10.1016/j.conbuildmat.2018.10.185>.



## THE EFFECT OF SEA WATER IMMERSION ON BUTON ASPHALT (AS-BUTON) MIXTURE

### Gito Sugiyanto

Civil Engineering Department, Faculty of Engineering, Jenderal Soedirman University. Mayjend. Sungkono Street, Km. 5, Blater, Kalimantan, Purbalingga, Central Java, Indonesia Postcode 53371

 <https://orcid.org/0000-0002-1498-8967>

### Wahyu Widarini

Civil Engineering Department, Faculty of Engineering, Jenderal Soedirman University. Mayjend. Sungkono Street, Km. 5, Blater, Kalimantan, Purbalingga, Central Java, Indonesia Postcode 53371

### Eva Wahyu Indriyati

Civil Engineering Department, Faculty of Engineering, Jenderal Soedirman University. Mayjend. Sungkono Street, Km. 5, Blater, Kalimantan, Purbalingga, Central Java, Indonesia Postcode 53371

DOI: <https://doi.org/10.11113/jurnalteknologi.v84.16802>

**Keywords:** Marshall characteristics, as-buton, asphalt concrete wearing course, sea water immersion, asphalt mixture

### Abstract

One of the causes of flexible pavement damage is being submerged in water with a high acidity, such as seawater. To overcome this condition, a study on the use of buton asphalt (as-buton) was conducted. The advantages of as-buton are that it has higher adhesion and is more resistant to temperature changes. As-buton modification by mixing Lawele as-buton Southeast Sulawesi with oil asphalt pen 60/70. This study focuses on determining the effect of the addition of as-buton to the modified asphalt mixture and the effect of seawater immersion on as-buton mixture based on the Marshall characteristic test. The percentage by weight of as-buton used is 5%, 7.5%, and 10%. The immersion was carried out in freshwater and seawater immersion for up to 24 hours at a temperature of 30°C. The result of this study show that the addition of as-buton increase the value of stability, void in mixture, Marshall quotient (MQ), and void in mineral aggregate, but reduce the flow, void filled with asphalt, and density. The increase of stability and MQ value in seawater-immersion due to the addition of as-buton was higher than that in freshwater. The stability value of the 10% modified as-buton mixture in freshwater-immersion increased by 169.338 kg (14.61%) and in seawater-immersion increased by 1261.669 kg (55.65%). The flow value in freshwater-immersion decreased by 1.9 mm (25.33%) while in seawater-immersion decreased by 1 mm (14.08%). For further research, variations in the addition of as-buton will be carried out to produces a modified asphalt mixture.



**NEW ISSUE  
PUBLISHED!**

JURNAL  
TEKNOLOGI  
SAINS & KEJURUTERAAN  
ISSN : 2160-3722

UTM



**UTM**  
UNIVERSITI TEKNOLOGI MALAYSIA

Penerbit  
UTM Press

**Jurnal Teknologi  
(Sciences & Engineering)**

**Vol. 84 No. 1 January 2022**

<https://journals.utm.my/jurnalteknologi/issue/view/481>

**Jurnal Teknologi (Sciences and Engineering)**

**Q3** Engineering (miscellaneous)  
best quartile

**SJR 2020**  
0.19

powered by scimagojr.com

**CiteScoreTracker 2021**

**1.5** = 613 Citations to date  
415 Documents to date

Last updated on 04 November, 2021 • Updated monthly

How to Cite

Sugiyanto, G., Widarini, W. ., & Indriyati, E. W. (2021). THE EFFECT OF SEA WATER IMMERSION ON BUTON ASPHALT (AS-BUTON) MIXTURE. *Jurnal Teknologi*, 84(1), 29-39. <https://doi.org/10.11113/jurnalteknologi.v84.16802>

More Citation Formats

Issue

[Vol. 84 No. 1: January 2022](#)

Section

Science and Engineering

License

Copyright of articles that appear in *Jurnal Teknologi* belongs exclusively to Penerbit Universiti Teknologi Malaysia (Penerbit UTM Press). This copyright covers the rights to reproduce the article, including reprints, electronic reproductions, or any other reproductions of similar nature.





Editorial Workflow in OJS 3 - Module 3 - Submitting an Artic...



1.4 <sup>2020</sup>  
CiteScore

48th percentile  
Powered by **Scopus**

## Information

[For Readers](#)

[For Authors](#)

[For Librarians](#)

## Browse



Copyright © 2012 [Penerbit UTM Press](#), Universiti Teknologi Malaysia.

Disclaimer : This website has been updated to the best of our knowledge to be accurate. However, [Universiti Teknologi Malaysia](#) shall not be liable for any loss or damage caused by the usage of any information obtained from this web site.

←

Ads by Google

Stop seeing this adWhy this ad?

# Jurnal Teknologi (Sciences and Engineering)

COUNTRY	SUBJECT AREA AND CATEGORY	PUBLISHER	H-INDEX
Malaysia <div>Universities and research institutions in Malaysia</div>	Engineering Engineering (miscellaneous)	Penerbit Universiti Teknologi Malaysia <div>Universiti of Technology, Malaysia in Scimago Institutions Rankings</div>	26
PUBLICATION TYPE	ISSN	COVERAGE	INFORMATION
Journals	01279696, 21803722	2006-2007, 2010-2021	<a href="#">Homepage</a> <a href="#">How to publish in this journal</a> <a href="mailto:journal_utm@utm.my">journal_utm@utm.my</a>

←

Ads by Google

Stop seeing this adWhy this ad?





Ads by Google

[Stop seeing this ad](#)[Why this ad? ⓘ](#)

## SCOPE

Jurnal Teknologi (Sciences & Engineering) is an international research journal and invites contributions of original and novel fundamental research. The journal aims to provide an international forum for the presentation of original fundamental research, interpretative reviews and discussion of new developments in the area of Mathematics, Natural Sciences and Applied Mathematics and Natural Sciences. Papers which describe novel theory and its application to practice are welcome, as are those which illustrate the transfer of multi-disciplinary techniques from other disciplines. Reports of carefully executed experimental work, which is soundly interpreted are also welcome. The overall focus is on original and rigorous research results which have generic significance. Jurnal Teknologi (Sciences & Engineering) invites manuscripts based on original research in any area of Mathematics, Natural Sciences (Biological Sciences, Physical Sciences: Physics, Chemistry, Astronomy, Earth Science) and Applied Mathematics and Natural Sciences (Building Physics, Mechanical Engineering, Chemical Engineering, Civil Engineering, Material Science, Bioechnology, Medical Engineering). Jurnal Teknologi (Sciences & Engineering) does not limit itself to a single perspective or approach, but seeks to represent the diversity of the aforementioned field. Comments and Proposals: Jurnal Teknologi (Sciences & Engineering) is interested in receiving comments/feedback on this and our other journals and welcome publication proposals for books, electronic products, new journals and co-operation for existing journals.

[Join the conversation about this journal](#)

Ads by Google

[Stop seeing this ad](#)[Why this ad? ⓘ](#)

Quartiles

FIND SIMILAR JOURNALS ?

1 DYNA (Colombia) COL 51% similarity	2 Malaysian Journal of Analytical Sciences MYS 47% similarity	3 Periodica Polytechnica: Chemical Engineering HUN 44% similarity	4 Research Journal of Chemistry and Environment IND 44% similarity
--	---	---	--

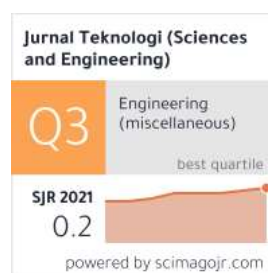
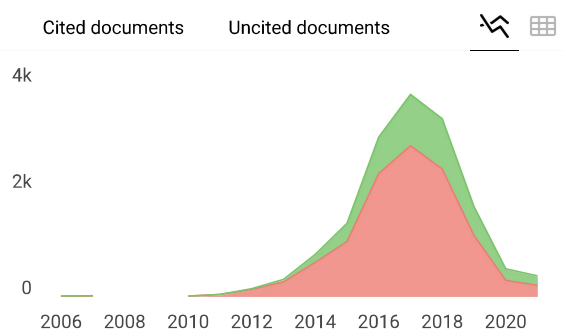
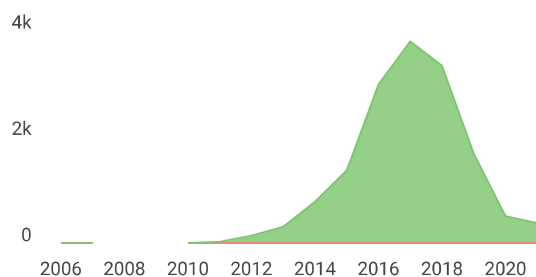
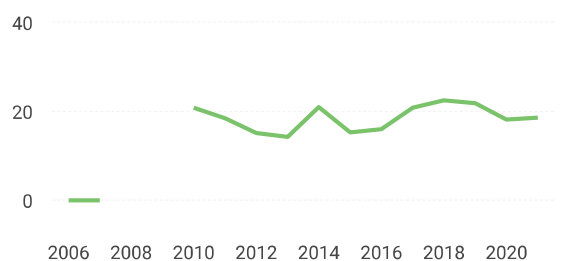

←

Ads by Google

Stop seeing this ad

Why this ad? ⓘ






← Show this widget in your own website

Just copy the code below and paste within your html code:

```
<a href="https://www.scimaç
```

## SCImago Graphica

Explore, visually communicate and make sense of data with our [new data visualization tool](#).



## Ads by Google

Stop seeing this ad

Why this ad? ⓘ

Metrics based on Scopus® data as of April 2022

| **Isa** 1 day ago

I am really disappointed to have submitted my work to this j. They lanruohave behaved very badly, in a way that is absolutely inconsistent with their rating. 9 months have passed since the

submission, during which they have never responded to any request for clarification about the long review process. The e-mails to the editor in chief bounce and there is no way to get clarification of any kind. The feeling is that of an absolute lack of professionalism. My co-authors and I are in the process of withdrawing the work. Treating in this way an article written by colleagues and that has required months and months of work is truly a sad, disrespectful and not worthy attitude of those involved in research. Never again

reply

S **Syarifah Fazilah Yuhari** 2 years ago

Hello, I'm Syarifah, here I want to ask a favor questions about publication in term of:

- Scope of paper
- publication fee (2021)
- format

Thank you for your intention

reply

M **majeed** 2 years ago

<https://journals.utm.my/jurnalteknologi/about/submissions>



**Melanie Ortiz** 2 years ago

SCImago Team

Dear Syarifah,  
thank you for contacting us.  
Unfortunately, we cannot help you with your request, we suggest you visit the journal's homepage or contact the journal's editorial staff , so they could inform you more deeply.  
Best Regards, SCImago Team



**eko supriyadi** 2 years ago

I have a problem with this journal, for example, my manuscript is stored in the Turnitin repository and experienced rejection by this journal.. Other authors may consider using this journal to submit his manuscript. hopefully, the editor of a technology journal considers this issue..thx

reply



**Melanie Ortiz** 2 years ago

SCImago Team

Dear Eko, thanks for your participation! Best Regards, SCImago Team

A **Aramesh** 2 years ago

Dear Madam/Sir,

I have been reviewer for this journal and I am writing to you to request a letter that confirmed it and mentioned how many paper I evaluated.

Best regards,  
Dr.Seif

reply



**Melanie Ortiz** 2 years ago

SCImago Team

Dear Aramesh,  
thank you for contacting us.  
We are sorry to tell you that SCImago Journal & Country Rank is not a journal. SJR is a portal with scientometric indicators of journals indexed in Elsevier/Scopus.  
Unfortunately, we cannot help you with your request, we suggest you contact the journal's editorial staff , so they could inform you more deeply.  
Best Regards, SCImago Team

K **Kharimatul Fachriah** 2 years ago

World you like to give me the price for manuscript?

reply



**Melanie Ortiz** 2 years ago

SCImago Team

Dear Kharimatul,  
thank you for contacting us.  
We are sorry to tell you that SCImago Journal & Country Rank is not a journal. SJR is a portal with scientometric indicators of journals indexed in Elsevier/Scopus.  
Unfortunately, we cannot help you with your request, we suggest you visit the journal's homepage or contact the journal's editorial staff , so they could inform you more deeply.  
Best Regards, SCImago Team

R **Rakhman Sarwono** 2 years ago

Thanks

reply

R **Rakhman Sarwono** 2 years ago

I want to ask about my paper  
No. P: 14565

What is going on with my paper

Thank you

reply



**Melanie Ortiz** 2 years ago

SCImago Team

Dear Rakhman,  
thank you for contacting us.  
We are sorry to tell you that SCImago Journal & Country Rank is not a journal. SJR is a portal with scientometric indicators of journals indexed in Elsevier/Scopus.  
Unfortunately, we cannot help you with your request, we suggest you contact the journal's editorial staff , so they could inform you more deeply.  
Best Regards, SCImago Team

**F** **FAKHRUL ANUAR AZIZ** 2 years ago

Saya masih menunggu maklumat tentang kertas kerja yang dijanjikan untuk masuk ke JURNAL ini. Saya hantar ke ADVCIT 2015, KRABI. Sampai saat ini saya tak dapat info apa-apa dari jurnal ini. Harap pihak tuan bertindak segera. Sila hubungi saya melalui emel yang disertakan.

reply



**Melanie Ortiz** 2 years ago

SCImago Team

Dear Fakhru,  
thank you for contacting us.  
We are sorry to tell you that SCImago Journal & Country Rank is not a journal. SJR is a portal with scientometric indicators of journals indexed in Elsevier/Scopus.  
Unfortunately, we cannot help you with your request, we suggest you contact the journal's editorial staff , so they could inform you more deeply.  
Best Regards, SCImago Team

**S** **S.A** 2 years ago

I am willing to submit a manuscript in "Journal Teknologi" but the website of the journal doesn't work properly.  
I have tried several times to submit, but all the time I received an error message! Would you please kindly let me know how can I submit my manuscript in this journal?  
Thank you very much. I remain

reply

**B** **bimal patel** 2 years ago

Even I am getting same problem.I think one more journal with same name available but with different ISSN



**Melanie Ortiz** 2 years ago

Dear Sir/Madam,  
thank you for contacting us.  
Unfortunately, we cannot help you with your request, we suggest you contact the journal's editorial staff , so they could inform you more deeply.  
Best Regards, SCImago Team

J

**Jasim Humadi Hassen** 2 years ago

I send two manuscripts for publication in this journal a year ago and the journal rejected them. We published them in other journals On doing plagiarism the report says that they submitted to your journal and show 90% plagiarism. They are still there on the database of the journal as archived. How to delete them. I wrote to the journal but no answer.

reply

Z

**Zeena** 1 month ago

Hi desr Sir  
Can you please inform me the other journal adress to publish my paper  
Thank you so much

M

**mosa** 2 years ago

It was the same case that has been commented in this page for 10 month ago. May be the scimago will help to contact the journal for solve the problem.

J

**Jasim Humadi Hassen** 2 years ago

Dear Melanie Ortiz

Please do not tell me to contact the journal, simply they do not answer. You should find a solution. What is your role if you can't solve a problem like this?

Regards



**Melanie Ortiz** 2 years ago

Dear Jasim,

SCImago Journal & Country Rank is a portal with scientometric indicators of journals indexed in Elsevier/Scopus. We always try to help our users regarding different issues, however, this is not our responsibility. We are committed to help decision-making through scientometric indicators.

Best Regards, SCImago Team

**Melanie Ortiz** 2 years ago

SCImago Team

Dear Jasim,  
thank you for contacting us.  
Unfortunately, we cannot help you with your request, we suggest you to contact another member of the editorial staff , so they could inform you more deeply.  
Best Regards, SCImago Team

W

**wahyu budianto** 2 years ago

Is it for the Knowledge Management Evaluation Model journal system to improve the Performance of Case Study Employees at PT PLN (Persero)

reply

**Melanie Ortiz** 2 years ago

SCImago Team

Dear Wahyu,  
Could you please expand a little bit your comment? Best Regards, SCImago Team

B

**Bayu ardiansah** 3 years ago

Jurnal Teknologi provides online submission to every manuscript.  
All activities should be done through online. After submission, you will get notification. Once submitted (during review process), authors will not be able to retract the paper (may be this is ethical), and not allowed to submit manuscript to other journals until review process has been done (got notification of acceptance/rejection/revision).

In my case (<https://jurnalteknologi.utm.my/index.php/jurnalteknologi/article/view/13243>) , all process need about 5 months waiting. And it no problems.  
Probably, 1 month is very short to wait. Ans note that, this is journal from scientific community (by UTM), non provit organization, so they will do carefully, and may be, need longer review process..  
Hope this explanation help.

reply

S

**Susilawati** 3 years ago

We submitted the manuscript on Jurnal Teknologi, however, after 1 month waiting, we did not get any notification. So, we withdraw the manuscript and send it to another journal. However, that another journal found that our similarity index was 97% since Jurnal Teknologi save our work on their Turnitin database as student paper of UTM Repository...What??? We are not even students from UTM!! So, another journal rejected our paper due to that occasion, they suggested us to remove our paper first from UTM database. However, Jurnal Teknologi does not want to delete it (maybe they forget the Turnitin ID of checking), even when we ask for the ID, and the funny things that UTM Turnitin operator also ask us to request the ID from Jurnal Teknologi UTM, still Jurnal Teknologi does not want to give the ID. We just want to get the ID and remove it!! It seems like we need to paraphrase everything.....Therefore I report this here, so anyone who wants to submit to Jurnal Teknologi can consider my experience, and ask the editor first not to save the manuscript to their Turnitin Database.



reply

J **Jasim Humadi Hassen** 2 years ago

I have the same problem. Did you find a solution?

Regards

H **hisham** 3 years ago

there are much more good journal where you can submit your manuscript rather than submitting to this journal!!!!



**A Razali** 3 years ago

Thank you for sharing the tips.



**Melanie Ortiz** 3 years ago

SCImago Team

Dear Razali, thanks for your participation! Best Regards, SCImago Team

B **Bayu ardiansah** 3 years ago

Jurnal Teknologi provides online submission to every manuscript.

All activities should be done through online. After submission, you will get notification. Once submitted (during review process), authors will not be able to retract the paper (may be this is ethical), and not allowed to submit manuscript to other journals until review process has been done (got notification of acceptance/rejection/revision).

In my case (<https://jurnalteknologi.utm.my/index.php/jurnalteknologi/article/view/13243>) , all process need about 5 months waiting. And it no problems.

Probably, 1 month is very short to wait. Ans note that, this is journal from scientific community (by UTM), non provit organization, so they will do carefully, and may be, need longer review process..

Hope this explanation help.

#### Leave a comment

Name

Email

(will not be published)

☐ I'm not a robot

reCAPTCHA  
[Privacy](#) - [Terms](#)


Submit

The users of Scimago Journal & Country Rank have the possibility to dialogue through comments linked to a specific journal. The purpose is to have a forum in which general doubts about the processes of publication in the journal, experiences and other issues derived from the publication of papers are resolved. For topics on particular articles, maintain the dialogue through the usual channels with your editor.

Developed by:



Powered by:



Follow us on @ScimagoJR

Scimago Lab, Copyright 2007-2022. Data Source: Scopus®

EST MODUS IN REBUS

Horatio (Satire 1,1,106)

[Edit Cookie Consent](#)