

Research Article

Awareness of Being at Risk of Stroke and Its Determinant Factors among Hypertensive Patients in Banyumas, Indonesia

Ismail Setyopranoto ¹, Arif Setyo Upoyo ², Atyanti Isworo ², Yunita Sari ², and Amelia Nur Vidyanti ¹

¹Department of Neurology, Faculty of Medicine, Public Health, and Nursing, Universitas Gadjah Mada, Yogyakarta 55281, Indonesia

²Department of Nursing, Faculty of Health Sciences, Universitas Jenderal Soedirman, Purwokerto, Central Java 53122, Indonesia

Correspondence should be addressed to Amelia Nur Vidyanti; amelia.nur.v@ugm.ac.id

Received 22 November 2021; Revised 25 February 2022; Accepted 29 March 2022; Published 11 April 2022

Academic Editor: Ali Olcay

Copyright © 2022 Ismail Setyopranoto et al. This is an open access article distributed under the Creative Commons Attribution License, which permits unrestricted use, distribution, and reproduction in any medium, provided the original work is properly cited.

Background. The global burden of stroke is still high, particularly in developing countries, with hypertension serving as the main risk factor. The awareness of stroke among hypertensive patients is crucial for stroke prevention. This study was aimed at identifying the awareness of being at risk of stroke and its determinant factors among hypertensive patients in Banyumas, Indonesia. **Methods.** This was a cross-sectional study conducted in Primary Health Centers (PHCs) in Banyumas Regency, Indonesia, from April to August 2019. A simple random sampling technique was used to select the representatives' PHCs. Hypertensive patients who came regularly to the PHCs were consecutively recruited. Data were collected through a self-reported questionnaire and medical records. The main outcome was the level of participants' awareness of being at risk of stroke. Multivariate logistic regression analysis was performed to measure determinant factors associated with the level of awareness. **Results.** Out of 457 patients investigated, 77.46% had a low level of awareness. Low knowledge of hypertension, low income, and no history of previous stroke were associated with a low-level of awareness (odds ratio (OR) 1.942, 95% CI 1.195-3.158, p 0.007; OR 2.321, 95% CI 1.326-4.064, p 0.003; and OR 6.033, 95% CI 2.450-14.858, p < 0.001, respectively). **Conclusion.** Majority of hypertensive patients were unaware of being at risk of stroke. Knowledge of hypertension, income, and history of previous stroke are factors that may influence the awareness of being at risk of stroke among them. This emphasizes the need to provide better campaigns and education programs to raise the awareness of stroke in a community setting, particularly for the population at risk.

1. Introduction

Stroke is the leading cause of morbidity and disability worldwide [1]. The global burden of stroke is still high with the estimated incidence of 15 million new cases per year, in which two-thirds of them occur in developing countries [2]. The disability-adjusted life years of stroke patients was more than 87% in developing countries, and this was seven times higher than in developed countries [3, 4].

Indonesia has the highest rates of age-sex standardized stroke mortality and disability adjusted life-years related to stroke among South-East Asian (193.3/100,000 person-

years and 3,382.2/100,000 people, respectively) [5]. The average age of stroke patients in Indonesia is lower than that in developed countries [6]; this leads to a higher disability rate, reduced the quality of life, and more economic lost [7]. The high burden of stroke is attributable to modifiable risk factors such as behavioral, metabolic, and environmental risk factors [8]. Hence, knowledge related to stroke warning signs and risk factors is crucial to reduce the incidence of stroke and prevent subsequent mortality [9].

Hypertension is the most common risk factors for stroke and the main modifiable factor attributed to disability after stroke [10, 11]. The Indonesia Family Life Survey-

5 (IFLS-5) reported that the prevalence of hypertension in people with the mean age of 43.3 years old was quite high, reaching 33.4%. In addition, the awareness of hypertension was low, and the treatment and follow-up were inferior [12]. This condition can be a leading risk factor for high stroke prevalence in Indonesia. Furthermore, based on the Indonesian Basic Health Research 2018, the stroke prevalence had been increasing from 7/1000 population in 2013 to 10.9/1000 population in 2018 [13]. The increasing prevalence of stroke in Indonesia may be caused by low stroke awareness. A previous study conducted in Indonesia showed that the majority (65.7%) of hypertensive patients in Indonesia had poor stroke prevention behavior. The most dominant factor contributing to poor stroke prevention behavior was the awareness of stroke [14]. However, this study mostly focused on factors influencing stroke prevention behavior. They did not explore more detail about the determinant factors related to the awareness of stroke.

Raising public of stroke awareness would be beneficial for better stroke prevention strategies, particularly for the population at risk. Approximately 80% of new stroke incidence could be avoided by improving knowledge related to risk factors of stroke [15]. The knowledge about stroke as a complication of hypertension is also essential for establishing effective prevention programs. Although the prior study had revealed that stroke awareness mostly contributed to poor stroke prevention behavior among hypertensive patients [14], little is known about the variables that influence the level of awareness of stroke, particularly in Indonesia. Therefore, we aimed to identify awareness of being at risk of stroke and its associated factors among hypertensive patients in Banyumas, Indonesia.

2. Materials and Methods

2.1. Study Design and Participants. This study used a cross-sectional design. The population of this study was hypertensive patients who came regularly to Primary Health Centers (PHC) in Banyumas Regency to do a routine check-up every month. There are 39 PHCs in Banyumas Regency, in which their locations are dispersed over a large area. Due to the difficulties in reaching the faraway locations and limited budget, we decided to recruit the participants from 5 PHCs as representatives. Simple random sampling using a computer-generated random number (GraphPad QuickCalcs, GraphPad Software Inc., La Jolla, CA, USA) was performed to select 5 out of 39 PHCs. These five PHCs are located in rural areas (3 PHCs) and urban areas (2 PHCs).

Subsequently, participants were recruited in those 5 PHCs consecutively during April-August 2019 until a minimum sample was achieved. The inclusion criteria were hypertensive patients aged >35 years old who came to the PHCs for a routine checkup. Hypertensive patients with comorbidities such as aphasia, dementia, or other neuropsychiatric diseases were excluded from the study.

We estimated the minimum sample size and found that it might be acceptable to represent the entire population in

Banyumas Regency. The sample size was calculated using the following formula for cross-sectional studies [16]:

$$N = \frac{Z\alpha^2 \times P \times Q}{d^2}, \quad (1)$$

where N is the sample size, $Z\alpha$ is the statistic corresponding to the level of confidence, P is the expected prevalence (that can be obtained from the same studies or a pilot study conducted by the researchers), $Q = 1 - P$, and d is the precision (corresponding to effect size).

Based on the previous study [17], the proportion of patients who have good knowledge of stroke risk factors was 53.50%. With $Z\alpha = 1.96$ and $d = 0.05$, the minimum sample size is as follows:

$$N = \frac{Z\alpha^2 \times P \times Q}{d^2},$$

$$N = \frac{(1.96)^2 \times 0.535 \times 0.465}{0.05^2}, \quad (2)$$

$$N = 383 \text{ participants.}$$

By adding a 15% nonresponse rate, the final sample size was 441. A total of 457 participants responded completely in this study, with an average of 91 patients recruited from each PHC. All patients signed a written informed consent prior to the investigation.

2.2. Data Collection and Measurements. We conducted a cross-sectional survey by interviewing the participants based upon a questionnaire. The questionnaire for the independent variables consists of three components, including demographic characteristics, knowledge on hypertension, and stroke risk factors.

Demographic characteristics included sex, age, education level, marriage status (married/widow), living with (family/alone), and income. Income was categorized as <minimum regional payment (MRP) or <134 USD/month, and \geq MRP (\geq 134 USD/month) based on the minimum standard income in Indonesia [18] and history of headache.

We measured patients' knowledge on hypertension as a risk factor for stroke by using the Hypertension Knowledge-Level Scale (HKLS). HKLS has high validity and reliability for measuring the level of knowledge on hypertension in adults [19]. It has been translated and validated to the Indonesian version with good reliability [20]. The final scale has 22 items related to hypertension which are divided into six subdimensions, namely, definition, medical treatment, drug compliance, lifestyle, diet, and complications. The maximum score is 22 for the entire scale. The minimum score is zero for the entire scale and for all subdimensions [19]. HKLS was further classified as low knowledge on hypertension ($\text{HKLS} \leq 17$) and high knowledge ($\text{HKLS} 18-22$) [21].

Stroke risk factors included medication adherence, history of hypertension (controlled/uncontrolled), diabetes mellitus, history of dyslipidemia, history of previous stroke, history of atrial fibrillation, history of heart diseases, history

of anxiety, and history of sleep apnea. The medical history was investigated by a questionnaire with “yes” and “no” answers. However, we also inquired about their medical records to validate the answers.

Medication adherence was measured by a self-reported questionnaire related to the blood pressure medicine, consisting of five questions [22, 23]. The patients had to respond with “yes” or “no” to the following questions: “Over the past week, have you taken your blood pressure medication as you should on schedule?” “Do you ever forget to take your medicine?” “Are you careless at times about taking your medicine?” “When you feel better do you sometimes stop taking your medicine?” and “Sometimes if you feel worse when you take the medicine, do you stop taking it?” If the responses were “no” to all 5 questions, the patients were categorized as “adherent.” If the response was “yes” to one or more questions, the patients were categorized as “nonadherent” [22, 23].

For the dependent variable, we measured the awareness of being at risk of stroke among the participants by a self-reported question modified from previous study [24]: “How sure are you that you are currently at risk of having a stroke?” The responses were documented by using a Likert scale (1-5). Scale 1 means the participants were strongly not sure of being at risk of stroke, scale 2 means not sure, scale 3 means undecided, scale 4 means sure, and scale 5 means very sure. We further categorized the level of awareness based on the prior study [14]: participants with a Likert scale ≤ 3 were categorized as having a low level of awareness, and those with a Likert scale > 3 were categorized as having a high level of awareness.

2.3. Statistical Analysis. We performed the chi-square test to analyze the differences between categorical variables in the baseline characteristics. Factors associated with the awareness of stroke were measured using univariate logistic regression analysis. Subsequently, these associated factors were further analyzed using multivariate logistic regression to measure their contributions to the level of stroke awareness after controlling the covariates. Statistical significance was indicated by a p value of <0.05 and odds ratio (OR). SPSS version 16 was used for all the analyses.

3. Results

3.1. Baseline Characteristics. We involved 457 patients with hypertension. Most of them were female (80.7%), were aged >55 years old (75.7%), had low education level (79.6%), had low HKLS (56%), were married (71.8%), were living with family (51%), and had low income (67.1%). Three hundred and fifty-four (77.46%) of the 457 patients had low awareness of stroke, whereas 103 (22.54%) had high awareness of stroke (Table 1). Factors associated with the awareness of stroke were HKLS (odds ratio (OR) 1.902, 95% CI: 1.221-2.963, p 0.004) and income level (OR 2.156, 95% CI: 1.374-3.383, p 0.001).

3.2. Association between Stroke Risk Factors and the Awareness of Stroke. Table 2 presents the association between stroke risk

factors with the awareness of stroke. Majority of participants had nonadherence medication (59%), had uncontrolled hypertension (85.33%), and had no history of diabetes mellitus, hyperlipidemia, stroke, atrial fibrillation, heart diseases, and sleep apnea. History of hypertension, DM, and history of previous stroke were significantly associated with the awareness of stroke (OR 0.536, 95% CI: 0.305-0.944, p 0.029; OR 1.970, 95% CI: 1.264-3.071, p 0.003; and OR 4.504, 95% CI: 1.953-10.390, p < 0.001 , respectively).

3.3. Multivariate Analysis of Factors Associated with a Low Awareness of Stroke. Table 3 presents the multiple logistic regression of factors associated with the awareness of stroke after adjustment by controlling multiple covariates. We found that knowledge of hypertension, income, and a history of previous stroke were independently associated with the awareness of stroke among hypertensive patients. Participants with low knowledge of hypertension, low income, and no history of prior stroke were more likely to have a low level of stroke awareness. History of previous stroke was the most dominant factor which influenced the awareness (OR 6.033, 95% CI: 2.450-14.858, p < 0.001).

4. Discussion

The study shows that knowledge of hypertension, income, and a history of previous stroke were associated with the awareness of stroke. The majority of the participants had poor awareness of stroke. To our knowledge, this study is the first study in Indonesia which demonstrated that hypertensive patients with low knowledge of hypertension, low income, and no history of previous stroke were more likely to be unaware that they were being at risk of stroke.

This finding is in accordance with prior studies which showed that most participants were not fully aware of stroke and its risk factors [15, 25, 26]. Moreover, the low level of awareness in the present study was positively associated with poor knowledge of hypertension. This may endanger their health status as patients with poor knowledge could not prevent the future risk of stroke.

Corroborating with our findings, a previous study reported that 78.3% of patients had inadequate knowledge, 21.7% had moderate knowledge, and none of them had adequate knowledge on hypertension and stroke prevention [27]. Two previous studies investigating the knowledge about stroke warning signs and risk factors in patients with acute cerebrovascular disease [28] and a history of previous stroke [29] revealed similar findings. Another cross-sectional study on hypertensive patients also demonstrated that 75.1% of participants had poor knowledge of stroke prevention [30]. Knowledge of hypertension is crucial to prevent the increasing incidence of hypertension and to maintain a normal blood pressure control [31]. Hence, knowledge deficits contribute to inadequate control of hypertension and poor medication adherence [21], which further increase the risk of stroke. In addition, people with higher levels of education were more likely to seek emergency assistance if they were being at risk of stroke [15, 17, 32]. The lack of knowledge related to stroke further increases

TABLE 1: Characteristics of participants and its association with the awareness of stroke.

Characteristic	Low (n, %)	The awareness of stroke High (n, %)	Total (n, %)	<i>p</i>	OR	95% CI
Sex						
Male	66 (14.5)	22 (4.8)	88 (19.3)	0.539	0.844	0.491-1.451
Female	288 (63)	81 (17.7)	369 (80.7)			
Age (years)						
<55	84 (18.4)	27 (5.9)	111 (24.3)	0.605	0.876	0.530-1.448
≥55	270 (59.1)	76 (16.6)	346 (75.7)			
Education level						
Low	283 (61.9)	81 (17.7)	364 (79.6)	0.773	1.083	0.632-1.854
High	71 (15.5)	22 (4.8)	93 (20.3)			
HKLS						
Low	211 (46.2)	45 (9.8)	256 (56)	0.004*	1.902	1.221-2.963
High	143 (31.3)	58 (12.7)	201 (44)			
Married status						
Married	258 (56.5)	70 (15.3)	328 (71.8)	0.329	1.267	0.787-2.039
Widowed	96 (21)	33 (7.2)	129 (28.2)			
Living with						
Family	185 (40.5)	48 (10.5)	232 (51)	0.312	1.254	0.808-1.974
Alone/couple	169 (37)	55 (12)	224 (49)			
Income						
<MRP	252 (55.1)	55 (12)	307 (67.1)	0.001*	2.156	1.374-3.383
≥MRP	102 (22.3)	48 (10.5)	150 (32.8)			

OR: odds ratio; CI: confidence interval; HKLS: Hypertension Knowledge Level Scale; MRP: minimal regional payment. * $p < 0.05$.

the delay in visiting a health center [17, 32]. This highlights that low knowledge is associated with low stroke awareness.

In the study, we also found that low income was positively associated with stroke risk awareness. This finding is supported by a prior study from the 2017 National Health Interview Survey in the United States which showed that individuals with low income were more likely not to be aware of all stroke symptoms and risk factors [33]. Another study reported that people with low income were more likely to have a lower willingness to take a stroke patient to a hospital than those with high income. The reason may be attributed to low education and low knowledge related to stroke risk factors and warning signs [15]. This is comparable with previous study which found that the level of monthly income was a factor that could predict stroke knowledge. Higher income was associated with a good stroke knowledge [34]. Moreover, another cross-sectional study in Spain demonstrated that socioeconomic status including educational level, income, and employment status are independent factors for sufficient knowledge of stroke [35]. Patients with higher income are more likely to have better and prompt health-seeking behavior when they are being at risk of stroke [36].

The awareness of being at risk of stroke in this study was also influenced by having a history of stroke. In accordance with our finding, a cross-sectional study among stroke patients in Spain reported that history of prior stroke was associated with higher knowledge on stroke warning signs

and risk factors [17]. Another study showed that stroke survivors or patients with a history of previous stroke were more likely to have more awareness of stroke warning signs including sudden numbness or weakness, sudden difficulty speaking or understanding speech, sudden dizziness, and sudden severe headache [37]. The contributing factor for higher stroke awareness among patients with a history of prior stroke is the adequate information received during their stay in the hospital, from admission until discharge. This permits them to recognize the signs, symptoms, and risk factors of stroke which could prevent further delay in seeking care [17, 29, 38]. Therefore, having no history of previous stroke could contribute to having low knowledge of stroke risk factors and the prevention methods or low stroke awareness.

Hypertension and diabetes mellitus (DM) are established risk factors of stroke. In the present study, we found no association between prior history of hypertension and DM with the awareness of stroke. Our findings corroborate the previous study which demonstrated that a history of hypertension and DM was not associated with knowledge on stroke [17]. Contradictory to our findings, another study found that having a long duration of hypertension was associated with good knowledge on stroke prevention methods [30]. Notably, this difference may be due to different methods. Further research is warranted to delineate this relationship.

Results in the present study contribute to providing more evidence that stroke awareness is still insufficient in

TABLE 2: Association between stroke risk factors with the awareness of stroke.

Stroke risk factors	The awareness of stroke		Total (n, %)	<i>p</i>	OR	95% CI
	Low (n, %)	High (n, %)				
Medication adherence						
No	209 (45.7)	61 (13.3)	270 (59)	0.973	0.992	0.635-1.551
Yes	145 (31.7)	42 (9.2)	187 (40.9)			
History of hypertension						
Controlled	45 (9.8)	22 (4.8)	67 (14.6)	0.029*	0.536	
Uncontrolled	309 (67.6)	81 (17.7)	390 (85.3)			0.305-0.944
DM						
No	214 (46.8)	45 (9.8)	259 (56.6)	0.003*	1.970	1.264-3.071
Yes	140 (30.6)	58 (12.7)	198 (43.4)			
Hyperlipidemia						
No	274 (60)	81 (17.7)	355 (77.7)	0.790	0.930	0.546-1.585
Yes	80 (17.5)	22 (4.8)	102 (22.3)			
History of prior stroke						
No	343 (75.1)	90 (19.7)	433 (94.8)	<0.001*	4.504	
Yes	11 (2.4)	13 (2.8)	23 (5.2)			1.953-10.390
Atrial fibrillation						
No	314 (68.7)	91 (19.9)	405 (88.6)			
Yes	40 (8.8)	12 (2.6)	52 (11.4)	0.921	1.035	0.521-2.056
Heart failure						
No	336 (73.5)	94 (20.6)	430 (94.1)	0.166	1.787	0.778-4.108
Yes	18 (3.9)	9 (2)	27 (5.9)			
Sleep apnea						
No	346 (75.7)	101 (22.1)	447 (97.8)			
Yes	8 (1.8)	2 (0.4)	10 (2.2)	0.846	0.856	0.179-4.097

OR: odds ratio; CI: confidence interval; DM: diabetes mellitus. * $p < 0.05$; ** $p < 0.001$.

TABLE 3: Multiple logistic regression of factors associated with low-level of stroke risk awareness after adjustment with covariates.

Variable	OR	95% CI	<i>p</i>
HK-LS (low)	1.942	1.195-3.158	0.007*
Income (low)	2.321	1.326-4.064	0.003*
History of stroke (no)	6.033	2.450-14.858	<0.001**

OR: odds ratio; CI: confidence interval; HK-LS: Hypertension Knowledge Level Scale; * $p < 0.05$; ** $p < 0.001$.

the community setting. This indicates an urgent need to disseminate stroke education and awareness campaigns in Indonesia, particularly targeting people who have a higher risk of stroke. The strength of this study is that this was the first study that identifies the association between HKLS (Hypertension Knowledge Level Scale) and the awareness of stroke. Other studies did not use HKLS to explore the knowledge level of hypertension; they rather explore more about the knowledge level of stroke warning signs/symptoms or stroke risk factors. In addition, we also found that low HKLS (low knowledge of hypertension) contributed to low awareness of stroke. To our knowledge, this was also the first to report.

Nevertheless, this study has some limitations. First, we used one-item self-reported questionnaire to measure the awareness of being at risk of stroke. This may not be enough to validate the level of awareness. Therefore, future studies should elaborate the questionnaire with other more valid parameters to measure the level of stroke awareness. Second, the investigation related to their knowledge of stroke warning signs/symptoms was not further explored. Third, the participants in this study were recruited only from PHCs in Banyumas Regency in Indonesia. Therefore, the findings need careful interpretation for generalization. Finally, we only used a cross-sectional design. Thus, we could not provide the causal relationship between the awareness of stroke and the determinant factors although the direction of the association was consistent with prior studies.

5. Conclusions

Majority of hypertensive patients were unaware of being at risk of stroke. Knowledge of hypertension, income, and history of previous stroke are factors that may influence the awareness of being at risk of stroke among them. This emphasizes the need to provide better campaigns and education programs to raise the awareness of stroke in a community setting, particularly for the population at risk.

Data Availability

The authors confirm that the data supporting the findings of this study are available within the article.

Ethical Approval

Ethical approval for this study has been obtained from the Medical and Health Research Ethics Committee of Dr. Moewardi General Hospital Indonesia with the approval number 789/VI/HREC/2019.

Disclosure

This research was performed as part of the employment of the authors in the Faculty of Medicine, Universitas Gadjah Mada Yogyakarta, Indonesia. A preprint has previously been published [39].

Conflicts of Interest

The authors declare no conflict of interest.

Acknowledgments

The authors would like to thank the supporting staffs in five Primary Health Centers in Banyumas (Puskesmas Purwokerto Timur, Purwokerto Utara, Kembaran, Sumbang, and Baturaden) for their technical supports. We are also grateful to the participants who provided their consent for participation in this study.

References

- [1] J. Mackay, G. Mensah, S. Mendis, and K. Greenlund, *The Atlas of Heart Disease and Stroke*, World Health Organization, Geneva, 2004.
- [2] V. L. Feigin, M. H. Forouzanfar, R. Krishnamurthi et al., "Global and regional burden of stroke during 1990-2010: findings from the Global Burden of Disease Study 2010," *The Lancet*, vol. 383, no. 9913, pp. 245-255, 2014.
- [3] S. C. Johnston, S. Mendis, and C. D. Mathers, "Global variation in stroke burden and mortality: estimates from monitoring, surveillance, and modelling," *The Lancet Neurology*, vol. 8, no. 4, pp. 345-354, 2009.
- [4] B. Gedefa, T. Menna, T. Berhe, and H. Abera, "Assessment of risk factors and treatment outcome of stroke admissions at St. Paul's teaching hospital, Addis Ababa, Ethiopia," *Journal of Neurology & Neurophysiology*, vol. 8, no. 3, pp. 1-6, 2017.
- [5] N. Venketasubramanian, B. W. Yoon, J. Pandian, and J. C. Navarro, "Stroke epidemiology in South, East, and South-East Asia: a review," *Journal of stroke*, vol. 19, no. 3, pp. 286-294, 2017.
- [6] I. Setyopranoto, H. F. Bayuangga, A. S. Panggabean et al., "Prevalence of stroke and associated risk factors in Sleman District of Yogyakarta Special Region, Indonesia," *Indonesia. Stroke Research and Treatment*, vol. 2019, article 2642458, 2019.
- [7] E. S. Donkor, "Stroke in the Century: a snapshot of the burden, epidemiology, and quality of life," *Stroke Research and Treatment*, vol. 2018, 2018.
- [8] V. L. Feigin, G. A. Roth, M. Naghavi et al., "Global burden of stroke and risk factors in 188 countries, during 1990-2013: a systematic analysis for the Global Burden of Disease Study 2013," *The Lancet Neurology*, vol. 15, no. 9, pp. 913-924, 2016.
- [9] R. W. Walker, D. G. McLarty, H. M. Kitange et al., "Stroke mortality in urban and rural Tanzania," *The Lancet*, vol. 355, no. 9216, pp. 1684-1687, 2000.
- [10] C. Mathers, G. Stevens, and M. Mascarenhas, *Global Health Risks: Mortality and Burden of Disease Attributable to Selected Major Risks*, World Health Organization, 2009.
- [11] M. Ezzati, A. D. Lopez, A. Rodgers, S. Vander Hoorn, C. J. Murray, and Group CRAC, "Selected major risk factors and global and regional burden of disease," *The Lancet*, vol. 360, no. 9343, pp. 1347-1360, 2002.
- [12] K. Peltzer and S. Pengpid, "The prevalence and social determinants of hypertension among adults in Indonesia: a cross-sectional population-based national survey," *International Journal of Hypertension*, vol. 2018, 2018.
- [13] Ministry of Health of Indonesia, *The reports of basic health research 2018*, Laporan Nasional Riskesdas 2018, 2019.
- [14] A. S. Upoyo, A. Isworo, Y. Sari, A. Taufik, A. Sumeru, and A. Anam, "Determinant factors stroke prevention behavior among hypertension patient in Indonesia," *Journal of Medical Sciences*, vol. 9, pp. 336-339, 2021.
- [15] N. Z. Dar, S. A. Khan, A. Ahmad, and S. Maqsood, "Awareness of stroke and health-seeking practices among hypertensive patients in a tertiary care hospital: a cross-sectional survey," *Cureus*, vol. 11, no. 5, p. e4774, 2019.
- [16] M. A. Pourhoseingholi, M. Vahedi, and M. Rahimzadeh, "Sample size calculation in medical studies," *Gastroenterology and Hepatology from bed to bench*, vol. 6, no. 1, p. 14, 2013.
- [17] R. Soto-Cámara, J. J. González-Bernal, J. González-Santos, J. M. Aguilar-Parra, R. Trigueros, and R. López-Liria, "Knowledge on signs and risk factors in stroke patients," *Journal of Clinical Medicine*, vol. 9, no. 8, p. 2557, 2020.
- [18] Badan Pusat Statistik (National Statistic Bureau Indonesia), *Statistik Indonesia (Statistical Yearbook of Indonesia) 2019*, Jakarta: BPS-Statistics Indonesia, 2019.
- [19] S. Baliz Erkoc, B. Isikli, S. Metintas, and C. Kalyoncu, "Hypertension Knowledge-Level Scale (HK-LS): a study on development, validity and reliability," *International journal of environmental research and public health*, vol. 9, no. 3, pp. 1018-1029, 2012.
- [20] I. Ernawati, S. S. Fandinata, and S. N. Permatasari, "Translation and validation of the Indonesian version of the hypertension knowledge-level scale," *Journal of Medical Sciences*, vol. 8, pp. 630-637, 2020.
- [21] B. Jankowska-Polańska, I. Uchmanowicz, K. Dudek, and G. Mazur, "Relationship between patients' knowledge and medication adherence among patients with hypertension," *Patient preference and adherence*, vol. Volume 10, pp. 2437-2447, 2016.
- [22] D. E. Morisky, L. W. Green, and D. M. Levine, "Concurrent and predictive validity of a self-reported measure of medication adherence," *Medical care*, vol. 24, no. 1, pp. 67-74, 1986.
- [23] C. Francois, "Hypertension knowledge, medication adherence, and self-efficacy skills among African American males in New York City," *PhD Propos*, vol. 1, pp. 1-18, 2015.

- [24] V. Podder, V. Srivastava, S. Kumar et al., "Prevalence and awareness of stroke and other comorbidities associated with diabetes in Northwest India," *Journal of neurosciences in rural practice*, vol. 11, no. 3, pp. 467–473, 2020.
- [25] P. Juraporn and A. Ampai, "Knowledge about stroke and Awareness of its signals among hypertensive patients without prior history of stroke," *Clinical Therapeutics*, vol. 37, no. 8, p. E28, 2015.
- [26] A. T. Abate, N. Bayu, and T. G. Mariam, "Hypertensive patients' knowledge of risk factors and warning signs of stroke at Felege Hiwot referral hospital, Northwest Ethiopia: a cross-sectional study," *Neurology Research International*, vol. 2019, 8570428 pages, 2019.
- [27] S. M. Ma and J. John, "Assess the prevalence of hypertension and knowledge regarding the prevention of stroke," *Asian Journal of Pharmaceutical and Clinical Research*, vol. 10, no. 8, pp. 177–180, 2017.
- [28] A. Sundseth, K. W. Faiz, O. M. Rønning, and B. Thommessen, "Factors related to knowledge of stroke symptoms and risk factors in a Norwegian stroke population," *Journal of Stroke and Cerebrovascular Diseases*, vol. 23, no. 7, pp. 1849–1855, 2014.
- [29] Y. Zeng, G. P. He, G. H. Yi, Y. J. Huang, Q. H. Zhang, and L. L. He, "Knowledge of stroke warning signs and risk factors among patients with previous stroke or TIA in China," *Journal of clinical nursing*, vol. 21, pp. 2886–2895, 2012.
- [30] N. S. Tibebu, T. D. Emiru, C. M. Tiruneh, A. B. Nigat, M. W. Abate, and A. T. Demelash, "Knowledge on prevention of stroke and its associated factors among hypertensive patients at Debre Tabor general hospital: an institution-based cross-sectional study," *Risk Management and Healthcare Policy*, vol. - Volume 14, pp. 1681–1688, 2021.
- [31] Á. Lugo-Mata, A. Urich-Landeta, A. Andrades-Pérez, M. León-Dugarte, L. Marcano-Acevedo, and M. J. L. Guillen, "Factors associated with the level of knowledge about hypertension in primary care patients," *Medicina Universitaria*, vol. 19, no. 77, pp. 184–188, 2017.
- [32] M. Johnson and T. Bakas, "A review of barriers to thrombolytic therapy," *The Journal of Neuroscience Nursing*, vol. 42, no. 2, pp. 88–94, 2010.
- [33] R. Mszar, S. Mahajan, J. Valero-Elizondo et al., "Association between sociodemographic determinants and disparities in stroke symptom awareness among US young adults," *Stroke*, vol. 51, no. 12, pp. 3552–3561, 2020.
- [34] S. Kamran, A. Bener, D. Deleu et al., "The level of awareness of stroke risk factors and symptoms in the Gulf cooperation council countries: gulf cooperation council stroke awareness study," *Neuroepidemiology*, vol. 29, no. 3-4, pp. 235–242, 2008.
- [35] J. Ramirez-Moreno, R. Alonso-Gonzalez, D. P. Pacheco et al., "Effect of socioeconomic level on knowledge of stroke in the general population: A social inequality gradient," *Neurología*, vol. 31, no. 1, pp. 24–32, 2016.
- [36] V. J. Howard, D. T. Lackland, J. H. Lichtman et al., "Care seeking after stroke symptoms," *Annals of Neurology: Official Journal of the American Neurological Association and the Child Neurology Society*, vol. 63, no. 4, pp. 466–472, 2008.
- [37] Y.-H. Lee, "Comparison of awareness of stroke warning signs between community-dwelling stroke survivors and families and the general population without stroke," *Journal of stroke*, vol. 22, no. 1, pp. 150–152, 2020.
- [38] Y. S. Kim, S.-S. Park, H.-J. Bae et al., "Stroke awareness decreases prehospital delay after acute ischemic stroke in Korea," *BMC Neurology*, vol. 11, no. 1, pp. 1–8, 2011.
- [39] I. Setyopranoto, A. S. Upoyo, A. Isworo, Y. Sari, and A. N. Vidyanti, *Influencing factors of stroke awareness among hypertensive patients in community health centers in Indonesia*, 2021.

Stroke Research and Treatment

[Journal overview](#)[For authors](#)[For reviewers](#)[For editors](#)[Table of Contents](#)[Special Issues](#)

Recently Published

Magnitude and Predictors of In-Hospital Stroke Mortality in Ethiopia: A Systematic Review and Meta-Analysis

Amare Abera Tareke | Masrie Getnet Abate | ... | Abraham Teym | + 6 Others

[Read the full article](#)



Journal metrics

Acceptance rate	30%
Submission to final decision	89 days
Acceptance to publication	19 days
CiteScore	4.600
Journal Citation Indicator	0.570
Impact Factor	-

[See full report](#)

APC

\$900



Submit



Journal profile



Editor spotlight



Special Issues

Article of the Year Award: Outstanding research contributions of 2021, as selected by our Chief Editors. [Read the winning articles.](#)

Activate Windows

Go to Settings to activate Windows.

Table of Contents

2022



Stroke Research and Treatment - Volume 2022 - Article ID 5774735 - Research Article

CTA Study of Ruptured Aneurysms of the Posterior Communicating Artery

Zibo Zhou | Jinlu Yu

14 Sep 2022

PDF



Stroke Research and Treatment - Volume 2022 - Article ID 3155437 - Research Article

The Effects of Vestibular Rehabilitation on Poststroke Fatigue: A Randomized Controlled Trial Study

Amin Ghaffari | Bahador Asadi | ... | Fahimeh Fathali Lavasani

31 Aug 2022

PDF



Stroke Research and Treatment - Volume 2022 - Article ID 5318259 - Research Article

Deceptive Adherence to Anticoagulation in Secondary Stroke Prevention

Riina Vibo | Juhan-Mats Kuningas | ... | Janika Kõrv

Article of the Year Award: Outstanding research contributions of 2021, as selected by our Chief Editors. [Read the winning articles.](#)

Magnitude and Predictors of In-Hospital Stroke Mortality in Ethiopia: A Systematic Review and Meta-Analysis

Amare Abera Tareke | Masrie Getnet Abate | ... | Abraham Teym

24 May 2022

PDF



Stroke Research and Treatment - Volume 2022 - Article ID 4891134 - Research Article

Awareness of Being at Risk of Stroke and Its Determinant Factors among Hypertensive Patients in Banyumas, Indonesia

Ismail Setyopranoto | Arif Setyo Upoyo | ... | Amelia Nur Vidyanti

11 Apr 2022

PDF



Stroke Research and Treatment - Volume 2022 - Article ID 4787048 - Research Article

What Are the Predictors of Intracranial Aneurysm Rupture in Indonesian Population Based on Angiographic Findings? Insight from Intracranial Aneurysm Registry on Three Comprehensive Stroke Centres in Indonesia

Jovian P. Swatan | Achmad F. Sani | ... | Shakir Husain

17 Mar 2022

PDF



Stroke Research and Treatment - Volume 2022 - Article ID 9985127 - Research Article

Determinants of Stroke Mortality through Survival Models: The Case of Mettu Karl Referral Hospital, Mettu, Ethiopia

Dereje Gebeyehu Ababu | Azmeraw Misganaw Getahun

Article of the Year Award: Outstanding research contributions of 2021, as selected by our Chief Editors. [Read the winning articles.](#)

The Neurophysiological Impact of Subacute Stroke: Changes in Cortical Oscillations Evoked by Bimanual Finger Movement

Ana Dionísio | Rita Gouveia | ... | Miguel Castelo-Branco

24 Jan 2022

PDF



Stroke Research and Treatment - Volume 2022 - Article ID 8955660 - Research Article

The Evaluation of the Neuroprotective Effect of a Single High-Dose Vitamin D₃ in Patients with Moderate Ischemic Stroke

Omid Hesami | Setare Iranshahi | ... | Rezvan Hassanpour

17 Jan 2022

PDF



Stroke Research and Treatment - Volume 2022 - Article ID 6506326 - Research Article

Prevalence, Severity, and Predictors of Poststroke Depression in a Prospective Cohort of Jordanian Patients

Majdi Al Qawasmeh | Belal Aldabbour | ... | Khalid El-Salem

07 Jan 2022

PDF



Author guidelines



Editorial board



Databases and indexing

Article of the Year Award: Outstanding research contributions of 2021, as selected by our Chief Editors. [Read the winning articles.](#)

Follow us:



About us

Contact us

Careers

Blog

Journals

Article Processing Charges

Print editions

Authors

Editors

Reviewers

Partnerships

Hindawi XML Corpus

Open Archives Initiative

Fraud prevention

[Privacy Policy](#) | [Terms of Service](#) | [Responsible Disclosure Policy](#) | [Copyright](#) | [Modern slavery statement](#) | [Cookie](#)

[Preferences](#)

Stroke Research and Treatment

+ Journal Menu

⋮ Page Sections

Editorial Board

Academic Editors

- **Francisco Campos** , University of Santiago de Compostela, Spain
- **Raymond T. Cheung**, University of Hong Kong, Hong Kong
- **Taskin Duman** , Department of Neurology, School of Medicine, Mustafa Kemal University, Turkey
- **Augusto Fusco** , Fondazione Policlinico Universitario A. Gemelli IRCCS, Italy
- **Tauheed Ishrat** , University of Tennessee Health Science Center, USA
- **Andleeb Khan**, Jazan University, Saudi Arabia
- **Domenico Mezzapesa**, Clinica Neurologica; Dipartimento di Scienze Neurologiche e Psichiatriche, Italy
- **Halvor Naess**, Haukeland University Hospital, Norway
- **Ali Olcay**, Yeditepe University, Turkey
- **Maher Saqqur**, University of Alberta, Canada
- **Anwen Shao**, Zhejiang University School of Medicine, China
- **Alessandro Stecco**, Radiology Dept., "Maggiore della Carità Hospital" University Hospital, University of Eastern Piedmont, C.so Mazzini 18, Novara (28100), Italy, Italy
- **David Vaudry** , University of Rouen, France
- **Nilüfer Yesilot**, Istanbul University, Turkey



Author guidelines



Editorial board

Article of the Year Award: Outstanding research contributions of 2021, as selected by our Chief Editors. [Read the winning articles.](#)

Stroke Research and Treatment

+ Journal Menu

⋮ Page Sections



About us

Contact us

Careers

Blog

Journals

Article Processing Charges

Print editions

Authors

Editors

Reviewers

Partnerships

Hindawi XML Corpus

Open Archives Initiative

Fraud prevention

[Privacy Policy](#) | [Terms of Service](#) | [Responsible Disclosure Policy](#) | [Copyright](#) | [Modern slavery statement](#) | [Cookie](#)

[Preferences](#)

Article of the Year Award: Outstanding research contributions of 2021, as selected by our Chief Editors. [Read the winning articles.](#)



Stroke Research and Treatment

COUNTRY[Egypt](#)Universities and
research institutions in
Egypt**SUBJECT AREA AND
CATEGORY**[Medicine](#)
[Neurology \(clinical\)](#)**PUBLISHER**[Hindawi Limited](#)**H-INDEX****37****PUBLICATION TYPE**[Journals](#)**ISSN**

20420056, 20908105

COVERAGE

2010-2021

INFORMATION[Homepage](#)[How to publish in this
journal](#)**SCOPE**

Stroke Research and Treatment is a peer-reviewed, Open Access journal that provides a platform for clinicians and basic scientists interested in cerebral circulation and associated diseases. The journal publishes original research articles, review articles, and clinical studies related to risk factors, symptomatology, imaging, pathophysiology, treatment and stroke care delivery systems, as well as rehabilitation of stroke.

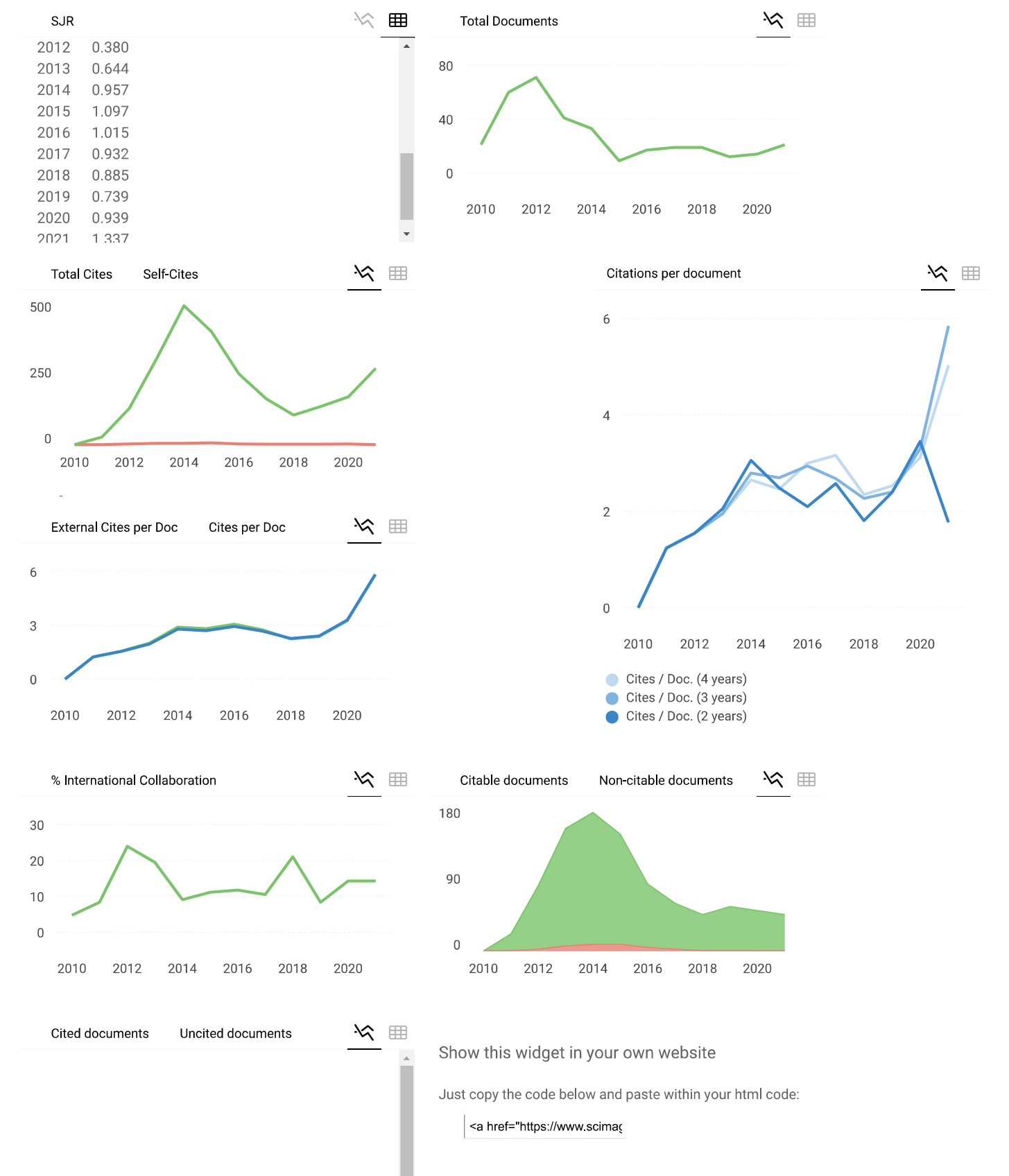
[Join the conversation about this journal](#)[Quartiles](#)

1
Journal of Stroke and Cerebrovascular Diseases
GBR
92%
similarity

2
Stroke
USA
91%
similarity

3
International Journal of Stroke
GBR
90%
similarity


4
Cerebrovascular Extra
CHE
8
s





SCImago Graphica

Explore, visually communicate and make sense of data with our [new data visualization tool](#).



Metrics based on Scopus® data as of April 2022

Leave a comment

Name

Email

(will not be published)

☐ I'm not a robot

reCAPTCHA
Privacy - Terms

Submit

The users of Scimago Journal & Country Rank have the possibility to dialogue through comments linked to a specific journal. The purpose is to have a forum in which general doubts about the processes of publication in the journal, experiences and other issues derived from the publication of papers are resolved. For topics on particular articles, maintain the dialogue through the usual channels with your editor.

Rekomendasi Peneliti Ahli

Distributor resmi bahan penelitian medis, kosmetik, pengolah lainnya

afirmus.com

Rekomendasi Peneliti Ahli


Distributor resmi bahan penelitian medis, kosmetik, pengolah lainnya

afirmus.com

Developed by:



Powered by:



Follow us on [@ScimagoJR](https://twitter.com/ScimagoJR)

Scimago Lab, Copyright 2007-2022. Data Source: Scopus®

EST MODUS IN REBUS

Horatio (Satire 1,1,106)

[Edit Cookie Consent](#)



Source details

Stroke Research and Treatment

Open Access ⓘ

Scopus coverage years: from 2010 to Present

Publisher: Hindawi

ISSN: 2090-8105 E-ISSN: 2042-0056

Subject area: Medicine: Neurology (clinical)

Source type: Journal

CiteScore 2021

6.0

ⓘ

SJR 2021

1.337

ⓘ

SNIP 2021

2.583

ⓘ

[View all documents >](#) [Set document alert](#) [Save to source list](#)

[CiteScore](#) [CiteScore rank & trend](#) [Scopus content coverage](#)

Improved CiteScore methodology

CiteScore 2021 counts the citations received in 2018-2021 to articles, reviews, conference papers, book chapters and data papers published in 2018-2021, and divides this by the number of publications published in 2018-2021. [Learn more >](#)

CiteScore 2021

6.0

=

398 Citations 2018 - 2021

66 Documents 2018 - 2021

Calculated on 05 May, 2022

CiteScoreTracker 2022 ⓘ

2.3

=

126 Citations to date

55 Documents to date

Last updated on 05 September, 2022 • Updated monthly

CiteScore rank 2021 ⓘ

Category	Rank	Percentile
Medicine		
Neurology (clinical)	#79/359	78th

[View CiteScore methodology >](#) [CiteScore FAQ >](#) [Add CiteScore to your site](#)

About Scopus

[What is Scopus](#)

[Content coverage](#)

[Scopus blog](#)

[Scopus API](#)

[Privacy matters](#)

Language

[日本語版を表示する](#)

[查看简体中文版本](#)

[查看繁體中文版本](#)

[Просмотр версии на русском языке](#)

Customer Service

[Help](#)

[Tutorials](#)

[Contact us](#)

ELSEVIER

[Terms and conditions](#) ↗ [Privacy policy](#) ↗

Copyright © [Elsevier B.V](#) ↗. All rights reserved. Scopus® is a registered trademark of Elsevier B.V.

We use cookies to help provide and enhance our service and tailor content. By continuing, you agree to the [use of cookies](#) ↗.

