

# Journal of Degraded and Mining Lands Management

[Home](#) | [ABOUT](#) | [LOGIN](#) | [REGISTER](#) | [SEARCH](#) | [CURRENT](#) | [ARCHIVES](#) | [ANNOUNCEMENTS](#) | [SITE MAP](#) | [CONTACT](#)

[Home](#) > [About the Journal](#)

## About the Journal

### People

- [Contact](#)
- [Editorial Team](#)

### Policies

- [Focus and Scope](#)
- [Section Policies](#)
- [Peer Review Process](#)
- [Publication Frequency](#)
- [Open Access Policy](#)
- [Archiving](#)
- [Publication Ethics](#)
- [Plagiarism](#)

### Submissions

- [Online Submissions](#)
- [Author Guidelines](#)
- [Copyright Notice](#)
- [Privacy Statement](#)
- [Author Fees](#)

### Other

- [Journal Sponsorship](#)
- [Journal History](#)
- [Site Map](#)
- [About this Publishing System](#)
- [Statistics](#)

## Indexed By

Scopus



DOAJ DIRECTORY OF OPEN ACCESS JOURNALS

ProQuest

CABI

Google scholar

INDEX COPERNICUS INTERNATIONAL

ASEAN CITATION INDEX

Crossref

## SJR Rank

## Editorial Team

### Editor-in-Chief

1. **Eko Handayanto**, International Research Centre for the Management of Degraded and Mining Lands, Brawijaya University, Indonesia

### Associate Editor-in-Chief

1. **Wani Hadi Utomo**, Department of Soil Science, Faculty of Agriculture, Brawijaya University, Indonesia
2. **Christopher W Anderson**, Institute of Natural Resources, Massey University, Palmerston North, New Zealand
3. **Sri Rahayu Utami**, Department of Soil Science, Faculty of Agriculture, Brawijaya University, Indonesia
4. **Reni Ustiatik**, Department of Soil Science, Faculty of Agriculture, Brawijaya University, Indonesia

### International Editorial Board

1. **Baiq Dewi Krisnayanti**, United Nations Development Programme, Jakarta, Indonesia
2. **Hamdan Jol**, Department of Land Management, Faculty of Agriculture, Universiti Putra Malaysia, Malaysia
3. **Anizan Isahak**, Faculty of Science and Technology, School of Environmental and Natural Resource Sciences, Universiti Kebangsaan Malaysia, Malaysia
4. **Constantinos Ehaliotis**, Department of Natural Resources and Agricultural Engineering, Agricultural University of Athens, Greece
5. **B M Kumar**, College of Forestry, Kerala Agricultural University, India
6. **John Bako Baon**, Indonesian Coffee and Cocoa Research Institute, Jember, Indonesia
7. **Jianxu Wang**, State Key Laboratory of Environmental Geochemistry, Chinese Academy of Sciences, Guiyang, China
8. **Suhartini S**, Department of Agricultural Economics, Faculty of Agriculture, Brawijaya University, Indonesia
9. **Tsuyoshi Imai**, Division of Environmental Science and Engineering, Graduate School of Science and Engineering, Yamaguchi University, Yamaguchi, Japan
10. **Syahrul Kurniawan**, Department of Soil Science, Faculty of Agriculture, Brawijaya University, Indonesia
11. **Novi Arfarita**, University of Islam Malang, Indonesia
12. **Gusti Irya Ichriani**, Faculty of Agriculture, Lambung Mangkurat University, South Kalimantan, Indonesia

### Technical Editor

1. **Christanti Agustina**, Department of Soil Science, Faculty of Agriculture, Brawijaya University, Indonesia
2. **Nina Dwi Lestari**, Department of Soil Science, Faculty of Agriculture, Brawijaya University, Indonesia
3. **Rizki Trisnadi**, Brawijaya University, Indonesia
4. **Achmad Riyanto**, Brawijaya University, Indonesia

## Table of Contents

### Articles

**The use of ash and biochar derived oil palm bunch and coal fly ash for improvement of nutrient availability in peat soil of Central Kalimantan**

✎ *Gusti Irya Ichriani, Yustinus Sulistiyanto, Hastin Ernawati Nur Chusnul Chotimah*

📄 J. Degrade. Min. Land Manage., **Vol 8, No 3 (2021)**, pp. 2703-2708

DOI <https://doi.org/10.15243/jdmlm.2021.083.2703>

[Abstract](#) | [References](#) | [Current](#) | [PDF](#) | [Cover Page](#)

Viewed : 512 times

**Seawater intrusion assessment and prediction of sea-freshwater interface in Parangtritis coastal aquifer, South of Yogyakarta Special Province, Indonesia**

✎ *Wahyu Wilopo, R Risanti, Raja Susatio, Doni Prakasa Eka Putra*

📄 J. Degrade. Min. Land Manage., **Vol 8, No 3 (2021)**, pp. 2709-2718

DOI <https://doi.org/10.15243/jdmlm.2021.083.2709>

[Abstract](#) | [References](#) | [Current](#) | [PDF](#) | [Cover Page](#)

Viewed : 256 times

**Gully controlling practices associated with soil geotechnical properties in the subhumid Ethiopian highlands**

✎ *Meseret Belachew Addisie, Hailu Menale Wassie*

📄 J. Degrade. Min. Land Manage., **Vol 8, No 3 (2021)**, pp. 2719-2729

DOI <https://doi.org/10.15243/jdmlm.2021.083.2719>

[Abstract](#) | [References](#) | [Current](#) | [PDF](#) | [Cover Page](#)

Viewed : 256 times

**Rapid detection of land cover change in tropical savanna environment using conditional change vector analysis on remote sensing data in Moyo watershed, Sumbawa Regency, West Nusa Tenggara Province, Indonesia**

✎ *Gatot Nugroho, Galdita Aruba Chulafak, Fajar Yulianto*

📄 J. Degrade. Min. Land Manage., **Vol 8, No 3 (2021)**, pp. 2731-2741

DOI <https://doi.org/10.15243/jdmlm.2021.083.2731>

[Abstract](#) | [References](#) | [Current](#) | [PDF](#) | [Cover Page](#)

Viewed : 210 times

**Utilization of biochar and *Trichoderma harzianum* to promote growth of shallot and remediate lead-contaminated soil**

✎ *Okti Herliana, Yugi R Ahadiyat, Wilis Cahyani*

📄 J. Degrade. Min. Land Manage., **Vol 8, No 3 (2021)**, pp. 2743-2750

DOI <https://doi.org/10.15243/jdmlm.2021.083.2743>

[Abstract](#) | [References](#) | [Current](#) | [PDF](#) | [Cover Page](#)

Viewed : 359 times

**The impact of anthropogenic activities on the physicochemical characteristics of Cheleleka peat, Ethiopia**

✎ *Haymanot Tesfaye, Bikila Warkineh*

📄 J. Degrade. Min. Land Manage., **Vol 8, No 3 (2021)**, pp. 2751-2758

DOI <https://doi.org/10.15243/jdmlm.2021.083.2751>

[Abstract](#) | [References](#) | [Current](#) | [PDF](#) | [Cover Page](#)

Viewed : 200 times

**Integration of the latest Digital Terrain Model (DTM) with Synthetic Aperture Radar (SAR) Bathymetry**

✎ *Atriyon Julzarika, Trias Aditya, S Subaryono, H Harintaka, Ratna Sari Dewi, Luki Subehi*

📄 J. Degrade. Min. Land Manage., **Vol 8, No 3 (2021)**, pp. 2759-2768

DOI <https://doi.org/10.15243/jdmlm.2021.083.2759>

[Abstract](#) | [References](#) | [Current](#) | [PDF](#) | [Cover Page](#)

Viewed : 342 times

### Utilization of slurry and mushroom baglog to improve growth and yield on strawberry on degraded volcanic soils

👤 *Titin Eka Setianingsih, Retno Suntari, Cahyo Prayogo*

📄 J. Degrade. Min. Land Manage., **Vol 8, No 3 (2021)**, pp. 2769-2777

DOI <https://doi.org/10.15243/jdmlm.2021.083.2769>

[Abstract](#) | [References](#) | [Current](#) | [PDF](#) | [Cover Page](#)

Viewed : 249 times

### Selection of organic materials potentially used to enhance bioremediation of acid mine drainage

👤 *Fitri Arum Sekarjannah, Irdika Mansur, Zaenal Abidin*

📄 J. Degrade. Min. Land Manage., **Vol 8, No 3 (2021)**, pp. 2779-2789

DOI <https://doi.org/10.15243/jdmlm.2021.083.2779>

[Abstract](#) | [References](#) | [Current](#) | [PDF](#) | [Cover Page](#)

Viewed : 424 times

### Improvement of soil available water capacity using biopore infiltration hole with compost in a coffee plantation

👤 *Atiqah Aulia Hanuf, Sugeng Prijono, S Soemarno*

📄 J. Degrade. Min. Land Manage., **Vol 8, No 3 (2021)**, pp. 2791-2799

DOI <https://doi.org/10.15243/jdmlm.2021.083.2791>

[Abstract](#) | [References](#) | [Current](#) | [PDF](#) | [Cover Page](#)

Viewed : 255 times

### Soil characteristic and shallot growth with gypsum and zeolite amendments in irrigated saline Alfisol and Inceptisol

👤 *Rahayu Rahayu, Jauhari Syamsiyah, Livia Dewi*

📄 J. Degrade. Min. Land Manage., **Vol 8, No 3 (2021)**, pp. 2801-2808

DOI <https://doi.org/10.15243/jdmlm.2021.083.2801>

[Abstract](#) | [References](#) | [Current](#) | [PDF](#) | [Cover Page](#)

Viewed : 228 times

### Soil properties of agricultural area in karst terrain of Parakan, Pangandaran, West Java, Indonesia

👤 *Reginawanti Hindersah, Yusi Firmansyah, Nia Kurniati*

📄 J. Degrade. Min. Land Manage., **Vol 8, No 3 (2021)**, pp. 2809-2814

DOI <https://doi.org/10.15243/jdmlm.2021.083.2809>

[Abstract](#) | [References](#) | [Current](#) | [PDF](#) | [Cover Page](#)

Viewed : 235 times

### Artisanal and small-scale mining activities as post-mining land use in abandoned mine sites: a case of Giyani and Musina areas, Limpopo Province of South Africa

👤 *Sphiwe Emmanuel Mhlongo, George Oluwale Akintola*

📄 J. Degrade. Min. Land Manage., **Vol 8, No 3 (2021)**, pp. 2815-2827

DOI <https://doi.org/10.15243/jdmlm.2021.083.2815>

[Abstract](#) | [References](#) | [Current](#) | [PDF](#) | [Cover Page](#)

Viewed : 484 times

### Application of synthetic and grafted polymeric flocculants in agricultural wastewater treatment

👤 *Mohamed N Ali, Mohammed S Fahmy, Rehab M Elhefny*

📄 J. Degrade. Min. Land Manage., **Vol 8, No 3 (2021)**, pp. 2829-2836

DOI <https://doi.org/10.15243/jdmlm.2021.083.2829>

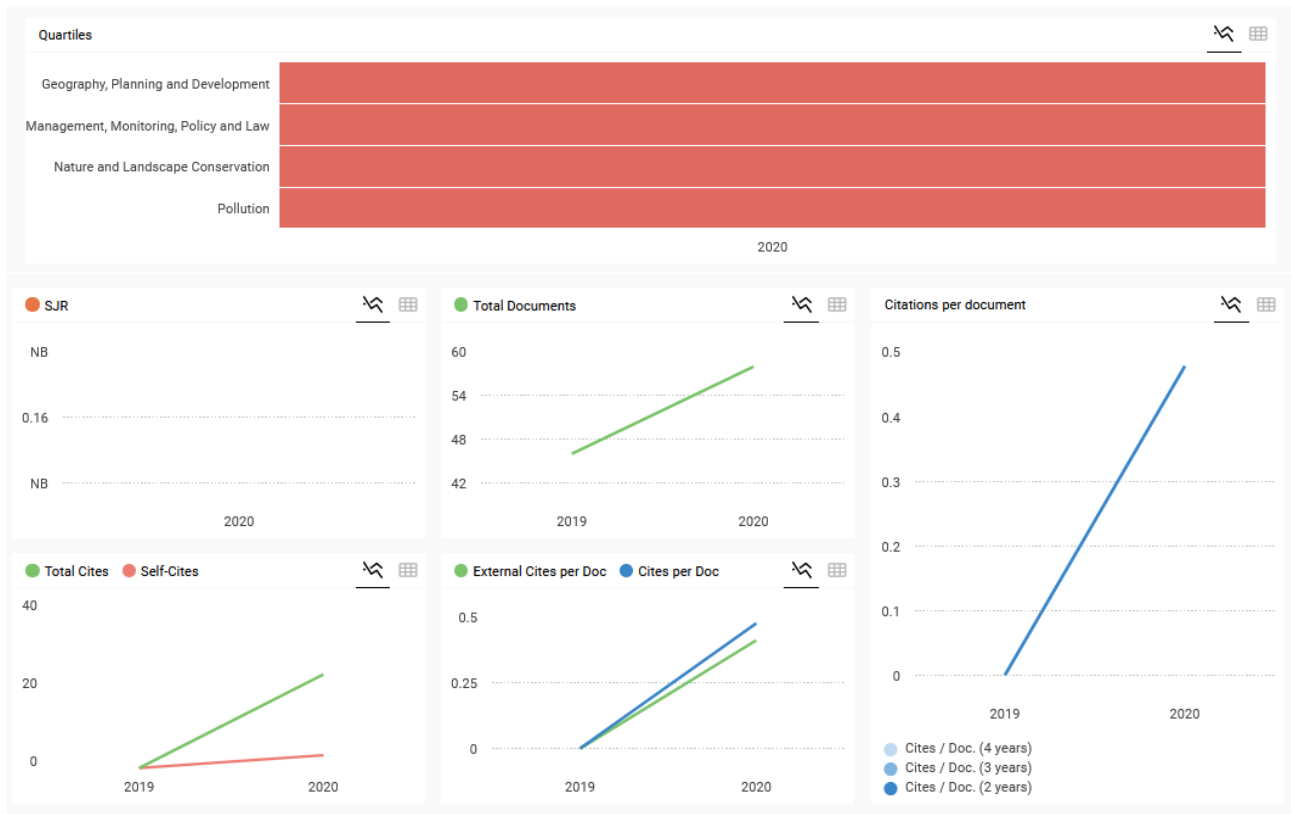
[Abstract](#) | [References](#) | [Current](#) | [PDF](#) | [Cover Page](#)

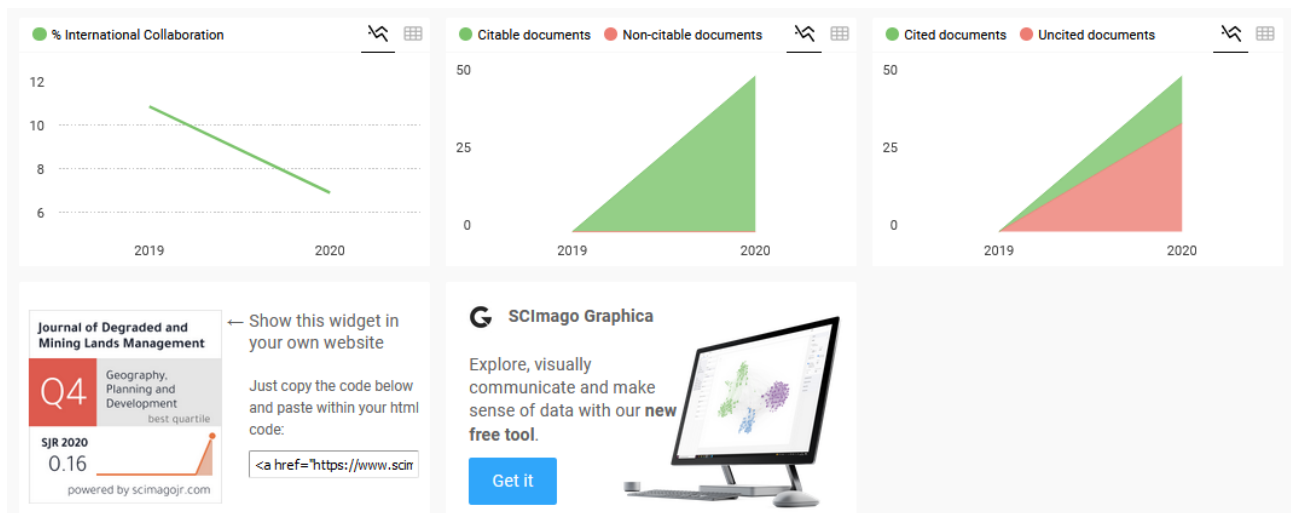
Viewed : 187 times

Journal of Degraded and Mining Lands Management

<div>COUNTRY</div> <div>Indonesia</div> <div>Universities and research institutions in Indonesia</div>	<div>SUBJECT AREA AND CATEGORY</div> <div>Environmental Science</div> <div>Management, Monitoring, Policy and Law</div> <div>Nature and Landscape Conservation</div> <div>Pollution</div> <div>Social Sciences</div> <div>Geography, Planning and Development</div>	<div>PUBLISHER</div> <div>IRC-MEDMIND</div>	<div>H-INDEX</div> <div>2</div>
<div>PUBLICATION TYPE</div> <div>Journals</div>	<div>ISSN</div> <div>2339076X, 25022458</div>	<div>COVERAGE</div> <div>2019-2020</div>	

Join the conversation about this journal





Scopus Preview

Author Search Sources ⓘ ⓘ

[Create account](#) [Sign in](#)

## Source details

[Feedback](#) [Compare sources](#)

**Journal of Degraded and Mining Lands Management**

[Open Access](#) ⓘ

Scopus coverage years: from 1919 to Present

Publisher: IRC-MEDMIND

ISSN: 2339-076X E-ISSN: 2502-2458

Subject area: [Environmental Science: Nature and Landscape Conservation](#) [Social Sciences: Geography, Planning and Development](#)

[Environmental Science: Pollution](#) [Environmental Science: Management, Monitoring, Policy and Law](#)

Source type: Journal

[View all documents](#) [Set document alert](#) [Save to source list](#) [Source Homepage](#)

**CiteScore 2020** ⓘ

0.3

**SJR 2020** ⓘ

0.157

**SNIP 2020** ⓘ

0.563

**Improved CiteScore methodology** ⓘ

CiteScore 2020 counts the citations received in 2017-2020 to articles, reviews, conference papers, book chapters and data papers published in 2017-2020, and divides this by the number of publications published in 2017-2020. [Learn more](#)

**CiteScore 2020**

0.3 =  $\frac{32 \text{ Citations 2017 - 2020}}{104 \text{ Documents 2017 - 2020}}$

Calculated on 05 May, 2021

**CiteScoreTracker 2021** ⓘ

0.9 =  $\frac{147 \text{ Citations to date}}{172 \text{ Documents to date}}$

Last updated on 06 April, 2022 • Updated monthly

**CiteScore rank 2020** ⓘ

Category	Rank	Percentile
Environmental Science	#152/177	14th
Nature and Landscape Conservation		
Social Sciences	#606/704	13th
Geography, Planning and Development		
Environmental Science		

[View CiteScore methodology](#) [CiteScore FAQ](#) [Add CiteScore to your site](#) ⓘ

**Research Article**

## **Utilization of biochar and *Trichoderma harzianum* to promote growth of shallot and remediate lead-contaminated soil**

**Okti Herliana\*, Yugi R. Ahadiyat, Wilis Cahyani**

Laboratory of Agroecology, Department of Agrotechnology, Faculty of Agriculture, Universitas Jenderal Soedirman, Jl. Dr Suparno No.61 Karangwangkal, Purwokerto Jawa Tengah 53122, Indonesia

\*corresponding author: okti.herliana@unsoed.ac.id

---

### **Abstract**

#### *Article history:*

Received 2 January 2021

Accepted 3 March 2021

Published 1 April 2021

#### *Keywords:*

biochar

lead

remediation

shallot

*T.harzianum*

This study aimed to determine the effect of biochar and *Trichoderma harzianum* toward lead removal in soil, lead absorption, lead content in plant tissue also growth and yield of shallot cultivated on lead-contaminated soil. The experimental design used was a completely factorial randomized block design consisting of two factors. The first factor was corn cobs biochar which was applied 1 week after basic fertilizer treatment and consisted of 4 levels, namely B0: without biochar, B1: 2.5 t ha<sup>-1</sup>, B2: 5 t ha<sup>-1</sup>, and B3: 10 t ha<sup>-1</sup>. The second factor was the dosage of liquid of *Trichoderma harzianum*, namely TR0: without *T.harzianum*, TR1: 10 mL L<sup>-1</sup>, and TR2: 20 mL L<sup>-1</sup>, which was applied three times at 14, 28 and 42 days after planting. Data were analyzed using the F test and continued with DMRT (Duncan Multiple Range Test) at  $p = 0.05$  level. The results showed that the application of 5 t biochar ha<sup>-1</sup> was able to remove lead and decreased lead uptake in plants. Application of *T. harzianum* could remove and decrease absorption in plant tissue biochar was not able to increase the growth of shallot while *T. harzianum* increased the number of leaves and the number of tubers.

---

**To cite this article:** Herliana, O., Ahadiyat, Y.R. and Cahyani, W. 2021. Utilization of biochar and *Trichoderma harzianum* to promote growth of shallot and remediate lead-contaminated soil. Journal of Degraded and Mining Lands Management 8(3): 2743-2750, doi: 10.15243/jdmlm. 2021.083.2743.

---

### **Introduction**

Shallot (*Allium ascalonicum* L.) is one of the important horticultural commodities widely consumed by Indonesians (Basuki, 2014). Shallot has high economic value and has attractive market prospects. Shallot has many benefits, as flavouring spice related to the aroma and used as cough medicine (phlegm spray), shortness of breath, fevers, colds and appetite enhancers (Nurhasanah et al., 2015). The problem of shallot fulfilment in Indonesia is low domestic shallot production of 10.22 t ha<sup>-1</sup> compared to other countries such as Thailand and the Philippines, with an average production of 12 t ha<sup>-1</sup> of dry tubers (Taufik, 2015). The low production is caused by conventional cultivation techniques and the presence of pests and diseases (Rahayu et al., 2018). The use of fertilizers and pesticides to provide cultivation inputs can

increase yields. However, the application of fertilizers and pesticides that tends to be excessive in terms of dosage and concentration for a long time can cause environmental pollution such as contamination in the soil (Karyadi et al., 2012; Bahar, 2016). The threshold for the accumulation of lead element in soil and shallot are 12.75 ppm and 2 ppm, respectively (Hartini, 2011).

Environmental pollution is a significant problem that must be resolved. The agricultural sector contributed heavy metal residues such as lead (Pb) which is used in a mixture of various types of synthetic pesticides and chemical fertilizers to increase the concentration of heavy metals in soil and plants (Hidayat, 2015). Lead is reported to be highly toxic for human health and found to be involved in oxidative stress, bringing about the creation of unevenness between the generation of free radicals and the capacity of natural framework to promptly detoxify



oxygen responsive species (Flora et al., 2007). Heavy metals pose a risk to human health because of their persistence, toxicity, non-biodegradable nature and widespread occurrence in the natural and human-altered environment (Aslam et al., 2008). They enter the human body by consuming heavy metals, contaminated food crops, water and dust (Murtaza et al., 2010). Efforts to reduce heavy metals that have accumulated in the soil can be held by adding soil amendments, such as biochar and microorganisms, which have the ability to remove contaminants and accumulate them as biosorbents. This method is known as bioremediation (Kurniawan and Nuraeni, 2016).

Biochar that is obtained by the pyrolysis of various organic sources can provide a new solution to soil pollution problems (Wang et al., 2010; Hidayat, 2015; Hussain et al., 2017). Biochar has the capacity to exchange ions and is alkaline in nature (Paz-Ferreiro et al., 2014). Park et al. (2011) reported a decrease in metal uptake by plants and better plant growth when the soil was amended by biochar. Another study reported that lead accumulated in the roots of plants grown on biochar-amended soil, at 10 mg L<sup>-1</sup> was 40% less than that in plants grown on non-biochar-amended soil (Ali et al., 2019). Haryati and Erfandy (2019) reported that the addition of 5 t ha<sup>-1</sup> increased the yield of shallot by 56%.

*Trichoderma sp.* is a fungus that is generally found in soil and plant roots. *Trichoderma sp.* can attack pathogens that cause plant disease; also, it can survive on agrochemicals residue (Tripathi, 2013). *Trichoderma* is found commonly in all types of soils, and some of them have the ability for cleaning polluted environments and can be applied as effective microorganisms for bioremediation of pollutants (Vankar and Baipai, 2008). *Trichoderma* also can stimulate plant growth up to 300% and protect them from stress factors, especially pathogenic organisms (Mohsenzadeh and Shahrokh, 2014). The study reported that the application of secondary metabolites *T. harzianum* in spinach effectively reduced Cd by 63.81% and increased growth by 18%, and increased dry canopy weight by 23% (Herliana et al., 2018). Based on the description, it is important to explore the potential of biochar and *T. harzianum* for remediation of lead-contaminated soil and its effect on the growth of shallot.

## Materials and Methods

### Planting media preparation

This research was conducted from March to August 2020 at the screen house of the Faculty of Agriculture, Universitas Jenderal Soedirman, Karangwangkal, Purwokerto (110 m above sea level). The planting medium used was an alluvial soil taken from shallot cultivation land in Brebes, where shallot cultivation has been carried out for generations by frequently applying agrochemicals (fertilizers and pesticides)

with high doses. The soil media was dried, sieved using a 2 mm sieve and weighed as much as 6 kg per polybag. The Pb content in the soil based on the analysis results from Balingtan (Center for Agricultural Environment Research of Indonesia) was 29.99 ppm, which exceeded the threshold Pb content in the soil of 12.75 ppm and 2 ppm in shallot bulbs (Hartini, 2011).

### Experimental design

Pot experimental was arranged in a completely randomized block design consisting of two factors. The first factor was biochar application (0, 2.5, 5, and 10 t ha<sup>-1</sup>), and the second factor was *Trichoderma sp* application (0, 10, and 20 mL L<sup>-1</sup>) which was applied three times at 7, 28, and 42 days after planting. Each treatment combination was subjected to three replications.

### Biochar preparation

The biochar was made by pyrolysis process of corn cobs. The corn cobs were put in a reactor to a slow-burning process (carbonation) at a temperature of 300 - 400°C for about 5-6 hours with the absence of oxygen. After the combustion, cool corncob charcoal was taken from the combustion reactor, then crushed and sieved using a 100 mesh sieve size (Nurhidayati and Mariati, 2014). The process yielded approximately 35% of the pyrolyzed product (Ali et al., 2019). Biochar was applied 7 days before planting on the growing medium (Ratnasari et al., 2020)

### *Trichoderma harzianum* preparation

*T. harzianum* isolate obtained from the Laboratory of Plant Protection, Faculty of Agriculture, Universitas Jenderal Soedirman was rejuvenated on PDA (potato dextrose agar) media and incubated for 7-10 days. The liquid used for bioremediation experiment was prepared by mixing coconut water media that was filtered from husk was then added with 20 g of sugar in a 1000 mL beaker glass. The mixture was then sterilized in an autoclave. The sterilized media was then transferred into a 500 mL bottle and inoculated with the starter of *T. harzianum* for one ose and incubated in a fermentor for 7 days. Potato extract media was prepared by boiling 200 g of potato cuts 1 L of water for ± 20 minutes, filtered and added 20 g of sugar, stirred until dissolved. The potato extract was put in a 1000 mL beaker glass and sterilized in an autoclave. The sterilized potato extract was then transferred into a 500 mL bottle and inoculated with the starter of *T. harzianum* as much as one ose and incubated in a fermentor for 7 days (Nurhidayati, 2015)

### Shallot cultivation

Seedlings of Bima Brebes shallot variety used in this work were coated with fungicide directly on pots and planted in the soil as deep as 2/3 part of the tuber. Urea fertilizer at a rate of 150 kg ha<sup>-1</sup> (equivalent to 0.6 g



pot<sup>-1</sup>) was supplied two times when the plants were 7 and 20 days old. Irrigation was held for two days by giving 500 mL of water. Weeding was carried out every ten days. During planting, there was the *Spodoptera litura* attacked was controlled by spraying with Decis insecticide. Harvest was carried out when the plant was 65 days old, marked by plant leaves that began to wilt and turned yellow.

#### Variables observed

The variables observed were shallot growth components (plant height, number of leaves, leaf chlorophyll content, leaf width), shallot yield components (number of bulb, weight of bulb and diameter of bulb), lead contents in soil and shallot bulb, and soil pH. Lead content in the soil was determined by using 0.01 N CaCl<sub>2</sub> solvent, shaking for 2 hours and filtering the extract. Soil extract was measured by AAS (Atomic Absorption Spectrometer), and then the lead concentration was calculated using a calibration curve. The calibration curve was made by removing the absorbance and the standard concentration of lead. Lead concentration was calculated with the regression equation obtained from the calibration curve (Wulandari et al., 2014). Lead content in the shallot plant tissue was analyzed by preparing a dried plant sample then added to the digestion flask with 5 mL of H<sub>2</sub>SO<sub>4</sub> solution. For the digestion process, heating was carried out gradually, starting from the lowest heat then gradually increasing it until the solution was black. After that, 10-20 drops of concentrated HNO<sub>3</sub> solution were added until a yellowish solution was obtained. The digestion results were then cooled and diluted with distilled water to a volume of 25 mL and filtered with Whatman filter paper No. 42. Lead content in the sample solution was measured using AAS (Priandoko et al., 2012).

#### Effectiveness of plant absorption and removal efficiency

The effectiveness of plant absorption (EPA) in metal absorption illustrates the ability of plants to absorb heavy metals. The EPA value was calculated using the following formula (Prayudi et al., 2015),

$$\text{EPA (\%)} = \frac{\text{CMAP}}{\text{DCMS}} \times 100\%$$

where:

EPA	=	effectiveness of plant in metal absorption
CMAP	=	concentration of metal in plant
DCMS	=	decreased concentration of metal in soil

Removal efficiency (RE) of Pb from the soil by the plant was calculated using the following formula (Hardiani, 2008),

$$\text{RE (\%)} = \frac{\text{IMC} - \text{FMC}}{\text{FMC}} \times 100\%$$

where :

RE	=	removal efficiency
IMC	=	initial metal concentration in soil
FMC	=	final metal concentration in soil

#### Data analysis

Data were analyzed using the F test followed by the DMRT (Duncan's Multiple Range Test) at  $p = 0.05$ .

## Results and Discussion

### Soil pH

Generally, farmers in Buara, Ketanggungan District, Brebes used pesticides by mixing 3-5 types of pesticides, spraying almost every day, especially during the rainy season, to reduce yield losses from plant pests. Lead (Pb) and mercury (Hg) in various types of pesticides were reported to contribute the increasing their concentrations in soil and plants (Ogunlade and Agbeniyi, 2010). Incepticol pH decreased from 7.4 to 6.8. The decrease in pH occurs due to the release of heavy metals in the soil so that their mobility increases. Low pH indicates high mobility of metals in the soil so that the availability of metals in the soil is low (Widiyatmoko, 2011)

### The effectiveness of plant absorption, removal efficiency and Pb content in plant tissue

The results of the analysis of variance showed that the application of biochar increased the effectiveness of Pb removal. Non-biochar treatment showed the lowest Pb removal effectiveness percentage (49.77%) that was significantly different from that of the application of 2.5 t biochar ha<sup>-1</sup> (59.86%), but it was not significantly different to that of 5 t biochar ha<sup>-1</sup> (60.01%) and that of 10 t biochar ha<sup>-1</sup> (62.97%) (Figure 1). This is inversely proportional to the effectiveness of plants in Pb absorption and Pb content in Shallot plant tissue. Non-biochar treatment showed the highest percentage of Pb plant absorption (62.04%), which was significantly different from that of 2.5 t biochar ha<sup>-1</sup> treatment (53.73%). Increasing biochar dose could decrease the percentage value of Pb removal effectiveness. The Pb removal effectiveness due to the application of 5 t biochar ha<sup>-1</sup> was 60.01%, while that due to the application of 10 t biochar ha<sup>-1</sup> was 62.97% (Figure 2). The addition of biochar reduced Pb accumulation in the soil and plant tissue (Figure 3). Pb content in the soil without biochar application was 3.17 ppm that was significantly different from the addition of 2.5, 5, and 10 t biochar ha<sup>-1</sup> of 3.01, 2.87 and 2.87 ppm, respectively. According to Hartini (2011), the Pb threshold for shallot is 2 ppm. The result showed that Pb content in shallot was unsafe for human health if shallot is consumed in the long term. Biochar amendment can increase soil productivity through adsorption processes and physicochemical reactions (Zheng et al., 2010). With its alkaline nature, biochar can increase soil pH and stabilize heavy metals

(Yuan et al., 2011). Various studies have shown that biochar can improve soil productivity and absorb heavy metals (Sukartono and Utomo, 2012; Fellet et al., 2014).

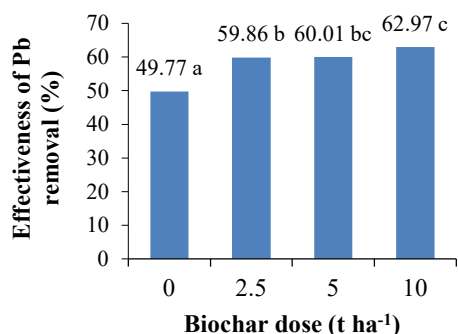


Figure 1. Biochar treatment on effectiveness of Pb removal.

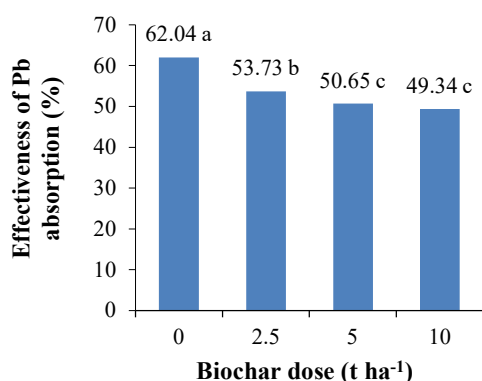


Figure 2. Biochar treatment on effectiveness of Pb absorption.

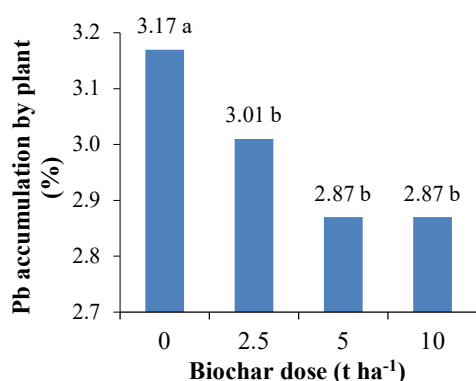


Figure 3. Biochar treatment on Pb accumulation in shallot plant tissue.

Biochar application can increase the removal of heavy metals and reduce their absorption in plant tissue (Puga et al., 2015). The addition of biochar has the potential to reduce the toxicity of heavy metals on polluted land because it has the ability to stabilize metals by significantly reducing the absorption of heavy metals

by plants and can improve their quality by improving the physical, chemical and biological properties of soil (Ippolito et al. 2012; Komarek et al. 2013). Biochar that has a large surface area and a high capacity to absorb heavy metals can potentially be used to reduce bioavailability and leaching of heavy metals as well as organic pollutants in the soil through adsorption and other physicochemical reactions (Park et al., 2011). *T. harzianum* application increased the effectiveness of Pb removal. Non-treatment showed the lowest percentage of the effectiveness of Pb removal (49.46%).

The doses of 10 and 20 mL L<sup>-1</sup> were significantly different from non *T.harzianum* application of 59.42% and 62.32% (Figure 4). The plant absorption of Pb decreased due to *T.harzianum* treatment. The highest value of plant absorption on Pb was 63.89% without application of *T.harzianum*. The percentage of plant absorption on Pb decreased to 52.82 % and 48.37% on 10 and 20 mL L<sup>-1</sup> dose (Figure 5). That decreasing value of Pb absorption was in line with Pb content in plant tissue (Figure 6). Non-*T.harzianum* treatment showed the highest Pb content of 3.53 ppm that was significantly different from 10 and 20 mL L<sup>-1</sup> treatments of 2.99 and 2.92 ppm, respectively.

It is known that the members of *Trichoderma* genus have a wide range of economic aspects that are owned applications for various biotechnology uses, especially in agriculture (Shovan et al., 2008), industry and environmental biotechnology (Rincon et al., 2009). *Trichoderma* species show ecological capacity because of their ability to produce various kinds of enzymes to degrade substrates. Some of the principles use of microorganisms from the fungal group such as *T. harzianum* to reduce heavy metals are biosorption, bioaccumulation, bioprecipitation, bioreduction, and bioleaching (Rao et al., 2002; Damodaran et al., 2011; Chaturvedi et al., 2015; Dixit et al., 2015) which is done through chemical modification or by influencing chemical bioavailability (Harms et al., 2011). According to Gelagutashvili (2013), biosorption is interpreted as a metal removal process weight through passive binding to biomass that does not live from a solution, and this reduction mechanism is not controlled metabolically.

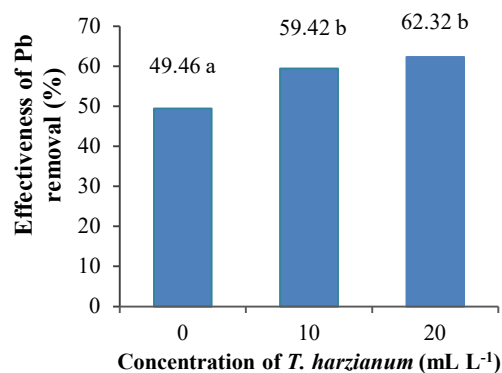
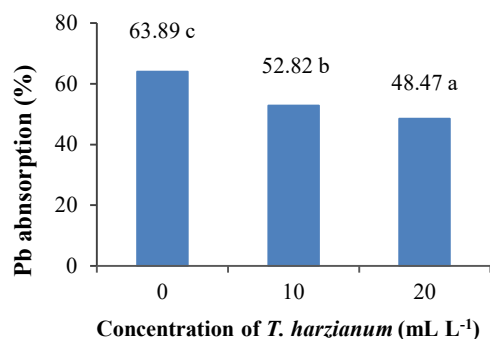
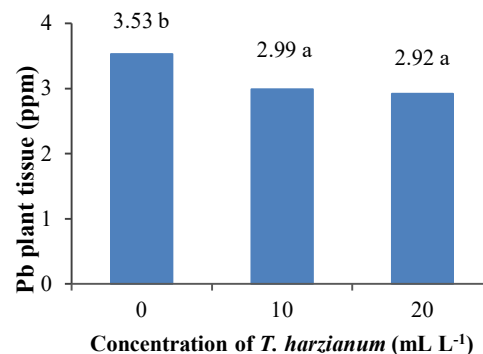


Figure 4. *T.harzianum* treatment on effectiveness of Pb removal.

Figure 5. *T. harzianum* treatment on effectiveness of Pb absorption.Figure 6. *T. harzianum* treatment on Pb content in plant tissue.Table 1. Effects of biochar and *T. harzianum* treatment on growth and yield of shallot cultivated on lead-contaminated soil.

Variable	PH (cm)	LA (cm <sup>2</sup> )	NL	PFW (g)	PDW (g)	CC (mg L <sup>-1</sup> )	NB	BW (g)	BD (mm)
<b>Biochar (t ha<sup>-1</sup>)</b>									
0	35.74	52.12	27.42	35.13	4.640	3.410	9.28	26.75	35.13
2.5	36.82	54.86	28.44	35.32	5.206	3.778	10.15	27.80	35.33
5	37.35	54.20	28.81	35.19	5.087	3.690	8.97	28.59	35.19
10	37.02	63.91	30.73	34.26	4.954	3.848	9.77	26.79	36.23
CV	13.29	17.03	12.79	14.94	21.15	12.42	19.79	15.76	13.62
<b><i>Trichoderma harzianum</i> (mL L<sup>-1</sup>)</b>									
0	36.19	53.84	23.88 a	34.73	4.75	3.699	8.53 a	27.67	34.73
10	36.84	56.40	25.09 a	34.62	5.05	3.648	9.27 ab	26.63	34.61
20	37.11	59.32	28.90 b	35.56	5.17	4.697	10.83 b	28.15	35.56
CV	13.29	17.03	12.79	14.94	21.15	12.42	19.79	15.76	13.62

Remarks: PH = plant height, LA = leaf area, NL = number of leaf, PLW = plant fresh weight, PDW = plant dry weight, CC = chlorophyll content, NB = number of bulb, BW = bulb weight, BD = bulb diameter. The average numbers followed by different lowercase letters in the same column show significant different effect based on  $p = 0.05$  level of DMRT.

Bioaccumulation of heavy metals in living organisms is described as a process and pathway for the migration of pollutants from one trophic level to another, including through the food chain so that it can accumulate in tissues to organs of an organism at a certain level (Akan et al., 2012; Alia et al., 2015). Bioprecipitation, in principle, is a chemical reaction against precipitation heavy metals to form precipitates that do not dissolve, and then the precipitate was separated through a sedimentation process or filtration (Fu and Wang, 2011). Bioreduction occurs immediately by involving enzymatic activity, while the mechanism is indirect, involving metabolic products (reductants or oxidants) through a reduction reaction to chemical oxidation (Wani and Ayoola, 2015). In the bioleaching process, heavy metals will undergo processes of solubilization, cation exchange, precipitation, adsorption, complexation, and other reactions (Chen et al. 2005).

#### Growth and yield of shallot

The response of growth and yield of shallots to the application of *Trichoderma sp.* and biochar in the

efforts to remediate lead contamination showed varying results. Heavy metal toxicity causes negative effects on plants. It has been reported that lead stress can cause decreased root growth, damaged cell walls, disruption of cell division (Kopittke et al., 2007; Kumar and Tripathi, 2008; Ghelich et al., 2013). The application of biochar and *Trichoderma sp.* as soil amendment agents is expected to suppress the adverse effects on plant growth. The results of the analysis of variance presented in Table 1 show that the application of biochar at all doses (2.5, 5, and 10 t ha<sup>-1</sup>) did not have significant effects on plant height, leaf area, number of leaves, fresh plant weight, dry plant weight, number of tubers, tuber weight and tuber diameter, compared to without biochar application. This shows that plants have several defence mechanisms against heavy metal stress. This defence is demonstrated by not disrupting plant growth, such as root growth, photosynthetic metabolism and others (Rosidah, 2014).

Several previous studies reported various plant defence mechanisms, among others 1) chelating metal peptides such as phytochellin and metallothionein, 2)

immobilization, and 3) compartmentalization of metal ions in vacuoles (Cobbet, 2000). In soil conditions gripped by heavy metals Pb, plants can still grow well because biochar can improve the physical and chemical properties of soil. *T. harzianum* application had a significant effect on the number of leaves and tubers (Table 1). The addition of 10 and 20 mL *T. harzianum* L<sup>-1</sup> increased the number of leaves, but it was not significantly different between the two treatments a 10 mL dose of *T. harzianum* yielded 25 leaves, and a 20 mL dose yielded 29 leaves. The number of tubers also experienced a significant difference with the application of *T. harzianum*; the application of 20 mL L<sup>-1</sup> yielded 11 tubers, an increase of 26.96% compared to those without *T. harzianum* and a dose of 10 mL L<sup>-1</sup> with 6 and 9 tubers, respectively. Shallot plants cultivated on land with high heavy metal content have the ability to adapt (Cho et., 2009). In sub-optimal soils having poor nutrients or under drought conditions, shallot plants can grow with the addition of *T. harzianum* (Hadiawati, 2020). Increased growth is due to the ability of *Trichoderma* sp. in symbiosis with the shallot plant roots to increase early seed growth and subsequent growth (Darsan et al., 2016). *T. harzianum* is reported to be able to increase plant growth, increase the absorption of active minerals and other nutrients from the soil (Latifah et al., 2011). Santoso et al. (2007) reported that *T. harzianum* and *T. koningii* were able to stimulate the growth of tomato and tobacco plants with dry weight increase around 213-275% and 259-318%, respectively. It is assumed that the extract of antagonistic fungi can have a PGPF (Plant Growth Promoting Fungi) mechanism. *Trichoderma* can protect the plant, increase growth, help nutrient absorption, improve fertilizer use efficiency, and stimulate plant defences against biotic and abiotic damage (Shoresh et al., 2010).

## Conclusion

The application of 5 t biochar ha<sup>-1</sup> was able to remove lead with Pb removal effectiveness level of 62.97% and decreased lead uptake in plants by 50.65%. The lead content in shallot was 2.87 ppm. of the application of 10 mL *T. harzianum* L<sup>-1</sup> could remove Pb by 59.42%, and the application of 20 mL *T. harzianum* L<sup>-1</sup> decreased absorption of Pb in plant tissue by 48.73%. However, the application of biochar was not able to improve plant growth, while the application of *T. harzianum* increased the number of leaves and tubers of shallot.

## Acknowledgements

The authors would like to thank LPPM UNSOED for facilitating this research through the "Riset Peningkatan Kompetensi" program funded from the budget of BLU UNSOED year of 2020.

## References

- Akan, J.C., Mohmoud, S., Yikala, B.S. and Ogugbuaja, V.O. 2012. Bioaccumulation of some heavy metals in fish samples from river Benue in Vinikilang, Adamawa state, Nigeria. *American Journal of Analytical Chemistry* 3:727-736, doi:10.4236/ajac.2012.311097.
- Ali, Z., Nawaz, I., Yousaf, S., Naqvi, S.T.A., Mahmood, T., Khan, N. and Iqbal, M. 2019. Wheat straw biochar promotes the growth and reduces the uptake of lead, cadmium and copper in *Allium cepa*. *International Journal of Agriculture and Biology* 21: 1173-1180.
- Alia, N., Sardar, K., Said, M., Salma, K., Sadia, A., Sadaf, S., Toqeer, A. and Miklas, S. 2015. Toxicity and bioaccumulation of heavy metals in spinach (*Spinacia oleracea*) grown in a controlled environment. *International Journal of Environmental Research and Public Health* 12:7400-7416, doi:10.3390/ijerph120707400.
- Aslam, Z., Khalid, M., Naveed, M. and Shahid, M. 2017. Evaluation of green waste and popular twigs biochar produced at different pyrolysis temperatures for remediation of heavy metals contaminated soil. *International Journal of Agriculture and Biology* 19: 1427-1436.
- Bahar, Y.H. 2016. The impact of farmer behaviour in shallot cultivation on changing conditions agroecosystem in Brebes Regency. *Jurnal Penyuluhan Pertanian* 11(1): 23-36 (in Indonesian).
- Basuki. 2014. Problems identification and shallots farming analyze in the highland during the rainy season in Majalengka District. *Jurnal Hortikultura*, 24(3):266-275 (in Indonesian).
- Chaturvedi, A.D., Pal, D., Penta, S. and Kumar, A. 2015. Ecotoxic heavy metals transformation by bacteria and fungi in aquatic ecosystem. *World Journal of Microbiology and Biotechnology* 31:1595-1603, doi:10.1007/s11274-015-1911-5.
- Chen, Y., Hua, Y., Zhang, S. and Tian, G. 2005. Transformation of heavy metal forms during sewage sludge bioleaching. *Journal of Hazardous Materials* 123:196-202, doi:10.1016/j.jhazmat.2005.03.047.
- Cho, Y., Bolick, J.A. and Butcher, D.J. 2009. Phytoremediation of lead with green onions (*Allium fistulosum*) and uptake of arsenic compounds by moonlight ferns (*Pteris cretica* cv Mayii). *Microchemical Journal* 91(1): 6-8, doi: 10.1016/j.microc.2008.05.008.
- Cobbet, C.S. 2000. Phytochelatins and their roles in heavy metal detoxification. *Plant Physiology* 123: 825-832.
- Damodaran, D., Suresh, G. and Mohan, R.B. 2011. Bioremediation of soil by removing heavy metals using *Saccharomyces cerevisiae*. *2nd International Conference on Environmental Science and Technology*, IPCBEE vol.6 (2011), IACSIT Press, Singapore.
- Darsan, S., Sulistyaningsih, E. and Wibowo, A. 2016. Various shallot seed treatments with *Trichoderma* to increase growth and yield on sandy coastal. *Jurnal Ilmu Pertanian (Agricultural Science)*1(3) : 94-99.
- Dixit, R., Wasiullah, Malaviya, D., Pandiyan, K., Singh, U.B., Sahu, A., Shukla, R., Singh, B.P., Rai, J.P., Sharma, P.K., Lade, H. and Paul, D. 2015. Bioremediation of heavy metals from soil and aquatic environment: An overview of principles and criteria of fundamental processes. *Sustainability* 7: 2189-2212.
- Fellet, G., Marmioli, M. and Marchiol, L. 2014. Elements uptake by metal accumulator species grown on mine

- tailings amended with three types of biochar. *Science of the Total Environment* 468–469: 598–608
- Flora, S.J.S., Flora, G., Saxena, G. and Mishra, M. 2007. Arsenic and lead induced free radical generation and their reversibility following chelation. *Cellular and Molecular Biology* 53: 26–47.
- Fu, F. and Wang, Q. 2011. Removal of heavy metal ions from wastewaters: A review. *Journal of Environmental Management* 92: 407–418.
- Gelagutashvili, E. 2013. Comparative study on heavy metals biosorption by different types of bacteria. *Open Journal of Metal* 3: 62–67, doi:10.4236/ojmetal.2013.32A1008.
- Ghelich, S., Zarinkamar, and Fatemeh. 2013. Histological and ultrastructure changes in *Medicago sativa* in response to lead stress. *Journal of Pharmacognosy and Phytochemistry* 2: 20-29.
- Hadiawati, L., Suriadi, A., Sugianti, T. and Zulhaedar, F. 2020. Application of *Trichoderma*-enriched compost on shallot productivity and storability in East Lombok, West Nusa Tenggara. *Jurnal Hortikultura* (1): 57-64 (in Indonesian).
- Hardiani, H. 2008. Clean up contaminated soil of hazardous waste from the deinking process in the paper industry by phytoremediation. *Jurnal Riset Industri* 2(2): 64-75 (in Indonesian).
- Harms, H., Schlosser, D. and Wick, L.Y. 2011. Untapped potential: Exploiting fungi in bioremediation of hazardous chemicals. *Nature Reviews Microbiology* 9:177–192, doi:10.1038/nrmicro2519.
- Hartini. 2011. Plumbum (Pb) levels in shallot bulbs in Kersana District, Brebes. *Jurnal Visikes* 10(1): 69-75 (in Indonesian).
- Haryati, U. and Erfandi, D. 2019. Improvement of soil properties and yield of shallot (*Allium cepa*) using mulch and soil amendments. *Jurnal Hortikultura* 10(3): 200-2013 (in Indonesian).
- Herliana, O., Soesanto, L. and Mawadah, E. 2018. Phytobioremediation of cadmium contaminated soil using combination of *Ipomoea reptans* Poir and *Trichoderma* sp. and its effect on spinach growth and yield. *Journal of Degraded and Mining Lands Management* 6(1): 1519-1526, doi:10.15243/jdmlm.2016.061.1519.
- Hidayat, B. 2015. Remediation of heavy metal contaminated soil using biochar. *Jurnal Pertanian Tropik* 2(1):31-41 (in Indonesian).
- Hussain, M., Farooq, M., Nawaz, A., Al-Sadi, A.M., Solaiman, Z.M., Alghamdi, S.S., Ammara, U., Ok, Y.S. and Siddique, K.H.M. 2017. Biochar for crop production: potential benefits and risks. *Journal of Soils and Sediments* 17: 685–716
- Ippolito, J.A., Laird, D.A. and Busscher, W.J. 2012. Environmental benefits of biochar. *Journal of Environmental Quality* 41: 967–972
- Karyadi, K., Syarifudin, S. and Soterisnanto, D. 2012. Accumulation of heavy metal lead (Pb) as pesticide residue in agricultural land (case study on shallot agricultural land in Gemuh District, Kendal Regency). *Jurnal Ilmu Lingkungan* 9(1): 1-9 (in Indonesian).
- Komárek, M., Vaněk, A. and Ettler, V. 2013. Chemical stabilization of metals and arsenic in contaminated soils using oxides: a review. *Environmental Pollution* 172: 9–22.
- Kopittke, P., Asher, C.J., Kopittke, R.A. and Menzies, N.W. 2007. Toxic effects of Pb<sup>2+</sup> on growth of cowpea (*Vigna unguiculata*). *Environmental Pollution* 150: 280-287.
- Kumar, G. and Tripathi, R. 2008. Lead-induced cytotoxicity and mutagenicity in grass pea. *Turkish Journal of Biology* 32: 73-78.
- Kurniawan, A. and Nuraeni, E. 2016. Heavy metal mycoremediation: a review. *Jurnal Bioteknologi dan Biosains Indonesia* 3(1): 36-45 (in Indonesian)
- Latifah, A., Kustantinah, and Soesanto, L. 2011. Utilization of several isolates (*Trichoderma harzianum*) as biological control agents for fusarium wilt disease in shallots in planta. *Jurnal Eugenia* 17(2): 86-95 (in Indonesian).
- Mohsenzadeh, F. and Shahrokhi, F. 2014. Biological removing of cadmium from contaminated media by fungal biomass of *Trichoderma* species. *Journal of Environmental Health Science & Engineering* 12:102.
- Murtaza, G., Ghafoor, A., Qadir, M., Owens, G., Aziz, M.A., Zia, M.H. and Saifullah, 2010. Disposal and use of sewage on agricultural lands in Pakistan: A Review. *Pedosphere* 20: 23–34.
- Nurhasanah, Andriani, F. and Hamidy, Y. 2015. Antifungal activity of red onion (*Allium ascalonicum* L.) juice against *Candida albicans* in vitro. *Jurnal Ilmu Kedokteran* 9 (2): 71-77 (in Indonesian).
- Nurhidayati and Mariati. 2014. Utilization of maize cob biochar and rice husk charcoal as soil amendments for improving acid soil fertility and productivity. *Journal of Degraded and Mining Lands Management* 2(1): 223-230, doi: 10.15243/jdmlm.2014.021.223.
- Nurhidayati, S., Majid, A. and Mihardjo, P.A. 2015. Utilization of liquid bio fungicide with *Trichoderma* sp. active compound to control anthracnose disease (*Colletotrichum* sp.) in chilli on the field. *Berkala Ilmiah Pertanian* 1(1): 19-27 (in Indonesian).
- Ogunlade, M.O. and Agbeniyi, S.O. 2011. Impact of pesticides use on heavy metal pollution in cacao soil of Cross- River, Nigeria. *African Journal of Agriculture Research* 6(16): 3725 - 3728.
- Park, J.H., Girish, K.C., Nanhi, S.B., Jae, W.C. and Thammared, C. 2011. Biochar reduces the bioavailability and phytotoxicity of heavy metals. *Plant and Soil* 348: 439 - 451, doi 10.1007/s11104- 011-0948-y.
- Paz-Ferreiro, J., Lu, H., Fu, S., Méndez, A. and Gascó, G. 2014. Use of phytoremediation and biochar to remediate heavy metal polluted soils: a review. *Solid Earth* 5: 65–75.
- Prayudi, M., Zubair, A. and Maricar, I. 2015. Phytoremediation of soil contaminated Cr metal with vetiver plant on composted soil media. Repository of UNHAS, <http://repository.unhas.ac.id/bitstream/handle/123456789/18791/>.
- Priandoko, E.A., Parwanayoni, N.M.S. and Sundra, I.K. 2012. Heavy metal content (Pb and Cd) in green mustard (*Brassica rapa*) and carrot (*Daucus carota*) distributing in Denpasar City market. *Jurnal Simbiosis* 1(1): 9-20 (in Indonesian).
- Puga, A.P., Abreu, C.A., Melo, L.C.A. and Beesley, L. 2015. Biochar application to a contaminated soil reduces the availability and plant uptake of zinc, lead and cadmium. *Journal of Environmental Management* 159: 86-93.
- Rahayu, Mujiyo and Arini, R.U. 2018. Land suitability evaluation of shallot (*Allium ascalonicum* L.) at production centres in Losari District, Brebes. *Journal of Degraded and Mining Lands Management* 6(1): 1505-1511, doi:10.15243/jdmlm.2018.061.1505.

- Rao, D.V., Shivannavar, C.T. and Gaddad, S.M. 2002. Bioleaching of copper from chalcopyrite ore by fungi. *Indian Journal of Experimental Biology* 40:319–324.
- Ratnasari, I.F.D., Hadi, S.N., Suparto, S.R., Herliana, O. and Ahadiyat, Y.R. 2020. Phytoremediation of cadmium-contaminated soil using terrestrial kale (*Ipomoea reptans* Poir) and corn cob biochar. *Journal of Degraded and Mining Lands Management* 7(4): 2313-2318, doi: 10.15243/jdmlm.2020.074.2313.
- Rincon, A.M., Benitez, T., Codon, A.C. and Moreno-Mateos, M.A. 2009. Biotechnological aspects of *Trichoderma* spp. In: Rai, M. and Bridge, P.D. (eds.), *Applied Mycology* (pp. 216–238). London: CAB International, doi: 10.1079/9781845935344.0216.
- Rosidah, S., Anggraito, Y.U. and Pukan, K.K. 2014. Tolerance test of tobacco (*Nicotiana tabacum* L.) to cadmium (Cd), lead (Pb), and copper (Cu) stress in liquid culture. *Journal of Life Sciences Unnes* 3 (2): 68-77 (in Indonesian).
- Santoso, S.E., Soesanto, L. and Haryanto, T.A.D. 2007. Biological emphasis of moler disease in shallots using *Trichoderma harzianum*, *Trichoderma koningii*, and *Pseudomonas fluorescens* P60. *Jurnal HPT Tropika* 7(1): 53-61(in Indonesian).
- Shoresh, M., Harman, G.E. and Mastouri, F. 2010. Induced systemic resistance and plant responses to fungal biocontrol agents. *Annual Review in Phytopathology* 48: 21–43.
- Shovan, L.R., Bhuiyan, M.K.A., Begum, J.A. and Pervez, Z. 2008. In vitro control of *Colletotrichum dematium* causing anthracnose of soybean by fungicides, plant extracts and *Trichoderma harzianum*. *International Journal of Sustainable Crop Production* 3(3): 10–17.
- Sukartono and Utomo, W.H. 2012. The role of biochar as a soil amendment in maize cultivation in semiarid tropical sandy loam of Lombok. *Buana Sains* 12(1) : 91-98 (in Indonesian).
- Taufik, Y. 2015. Horticultural Production Statistics, 2014. Direktorat Jenderal Hortikultura Kementerian Pertanian (in Indonesian).
- Tripathi, P., Singh, P.C., Mishra, A., Chauhan, P.S., Dwivedi, S., Bais, R.T. and Tripathi, R.D. 2013. *Trichoderma*: a potential bioremediator for environmental clean up. *Clean Technologies and Environmental Policy* 15(4): 541 – 550.
- Vankar, P.S. and Bajpai, D. 2008. Phytoremediation of Chrome-VI of tannery effluent by *Trichoderma* species. *Desalination* 222: 255–262.
- Wang, H., Lin, K., Hou, Z., Richardson, B. and Gan, J. 2010. Sorption of the herbicide terbuthylazine in two New Zealand forest soils amended with biosolids and biochars. *Journal of Soils and Sediments* 10: 283–289.
- Wani, P.A. and Ayoola, O.H. 2015. Bioreduction of Cr (VI) by heavy metal resistant *Pseudomonas* species. *Journal of Environmental Science and Technology* 8:122–130, doi:10.3923/jest.2015.122.130.
- Widyatmoko, H. 2011. pH accuracy as a parameter of the level of heavy metal contamination in the soil. *Jurnal Teknik Lingkungan* 5(5): 173 – 178, 173 (in Indonesian).
- Wulandari, R., Purnomo, T. and Winarsih. 2014. The ability of watercress plants (*Ipomoea aquatica*) in absorbing heavy metals cadmium (Cd) based on different concentrations and exposure times. *LenteraBio* 3(1): 83-89 (in Indonesian).
- Zheng, W., Guo, M., Chow, T., Bennett, D.N., and Rajagopalan, N. 2010. Sorption properties of greenwaste biochar from two trizaine pesticides. *Journal of Hazardous Materials* 181 121-126.
- Yuan, J.H., Xu, R.K. and Zhang, H. 2011. The forms of alkalis in the biochar produced from crop residues at different temperatures. *Journal of Bioresource Technology* 102: 3488–3497, doi:10.1016/j.biortech.2010.11.018.



# Utilization of biochar and Trichoderma harzianum to promote growth of shallot and remediate lead-contaminated soil

*by* Okti Herliana

---

**Submission date:** 24-Apr-2022 02:40PM (UTC+0700)

**Submission ID:** 1818503211

**File name:** Paper\_3\_Okti.pdf (773.62K)

**Word count:** 6240

**Character count:** 32074

**Research Article**

**Utilization of biochar and *Trichoderma harzianum* to promote growth of shallot and remediate lead-contaminated soil**

**Okti Herliana\*, Yugi R. Ahadiyat, Wilis Cahyani**

Laboratory of Agroecology, Department of Agrotechnology, Faculty of Agriculture, Universitas Jenderal Soedirman, Jl. Dr Suparno No.61 Karangwangkal, Purwokerto Jawa Tengah 53122, Indonesia

\*corresponding author: okti.herliana@unsoed.ac.id

**Abstract**

This study aimed to determine the effect of biochar and *Trichoderma harzianum* toward lead removal in soil, lead absorption, lead content in plant tissue also growth and yield of shallot cultivated on lead-contaminated soil. The experimental design used was a completely factorial randomized block design consisting of two factors. The first factor was corn cobs biochar which was applied 1 week after basic fertilizer treatment and consisted of 4 levels, namely B0: without biochar, B1: 2.5 t ha<sup>-1</sup>, B2: 5 t ha<sup>-1</sup>, and B3: 10 t ha<sup>-1</sup>. The second factor was the dosage of liquid of *Trichoderma harzianum*, namely TR0: without *T.harzianum*, TR1: 10 mL L<sup>-1</sup>, and TR2: 20 mL L<sup>-1</sup>, which was applied three times at 14, 28 and 42 days after planting. Data were analyzed using the F test and continued with DMRT (Duncan Multiple Range Test) at  $p = 0.05$  level. The results showed that the application of 5 t biochar ha<sup>-1</sup> was able to remove lead and decreased lead uptake in plants. Application of *T. harzianum* could remove and decrease absorption in plant tissue biochar was not able to increase the growth of shallot while *T. harzianum* increased the number of leaves and the number of tubers.

*Article history:*

Received 2 January 2021

Accepted 3 March 2021

Published 1 April 2021

*Keywords:*

biochar

lead

remediation

shallot

*T.harzianum*

**To cite this article:** Herliana, O., Ahadiyat, Y.R. and Cahyani, W. 2021. Utilization of biochar and *Trichoderma harzianum* to promote growth of shallot and remediate lead-contaminated soil. Journal of Degraded and Mining Lands Management 8(3): 2743-2750, doi: 10.15243/jdmlm. 2021.083.2743.

**Introduction**

Shallot (*Allium ascalonicum* L.) is one of the important horticultural commodities widely consumed by Indonesians (Basuki, 2014). Shallot has high economic value and has attractive market prospects. Shallot has many benefits, as flavouring spice related to the aroma and used as cough medicine (phlegm spray), shortness of breath, fevers, colds and appetite enhancers (Nurhasanah et al., 2015). The problem of shallot fulfilment in Indonesia is low domestic shallot production of 10.22 t ha<sup>-1</sup> compared to other countries such as Thailand and the Philippines, with an average production of 12 t ha<sup>-1</sup> of dry tubers (Taufik, 2015). The low production is caused by conventional cultivation techniques and the presence of pests and diseases (Rahayu et al., 2018). The use of fertilizers and pesticides to provide cultivation inputs can

increase yields. However, the application of fertilizers and pesticides that tends to be excessive in terms of dosage and concentration for a long time can cause environmental pollution such as contamination in the soil (Karyadi et al., 2012; Bahar, 2016). The threshold for the accumulation of lead element in soil and shallot are 12.75 ppm and 2 ppm, respectively (Hartini, 2011).

Environmental pollution is a significant problem that must be resolved. The agricultural sector contributed heavy metal residues such as lead (Pb) which is used in a mixture of various types of synthetic pesticides and chemical fertilizers to increase the concentration of heavy metals in soil and plants (Hidayat, 2015). Lead is reported to be highly toxic for human health and found to be involved in oxidative stress, bringing about the creation of unevenness between the generation of free radicals and the capacity of natural framework to promptly detoxify

oxygen responsive species (Flora et al., 2007). Heavy metals pose a risk to human health because of their persistence, toxicity, non-biodegradable nature and widespread occurrence in the natural and human-altered environment (Aslam et al., 2008). They enter the human body by consuming heavy metals, contaminated food crops, water and dust (Murtaza et al., 2010). Efforts to reduce heavy metals that have accumulated in the soil can be held by adding soil amendments, such as biochar and microorganisms, which have the ability to remove contaminants and accumulate them as biosorbents. This method is known as bioremediation (Kurniawan and Nuraeni, 2016).

Biochar that is obtained by the pyrolysis of various organic sources can provide a new solution to soil pollution problems (Wang et al., 2010; Hidayat, 2015; Hussain et al., 2017). Biochar has the capacity to exchange ions and is alkaline in nature (Paz-Ferreiro et al., 2014). Park et al. (2011) reported a decrease in metal uptake by plants and better plant growth when the soil was amended by biochar. Another study reported that lead accumulated in the roots of plants grown on biochar-amended soil, at  $10 \text{ mg L}^{-1}$  was 40% less than that in plants grown on non-biochar-amended soil (Ali et al., 2019). Haryati and Erfandy (2019) reported that the addition of  $5 \text{ t ha}^{-1}$  increased the yield of shallot by 56%.

*Trichoderma sp.* is a fungus that is generally found in soil and plant roots. *Trichoderma sp.* can attack pathogens that cause plant disease; also, it can survive on agrochemicals residue (Tripathi, 2013). *Trichoderma* is found commonly in all types of soils, and some of them have the ability for cleaning polluted environments and can be applied as effective microorganisms for bioremediation of pollutants (Vankar and Baipai, 2008). *Trichoderma* also can stimulate plant growth up to 300% and protect them from stress factors, especially pathogenic organisms (Mohsenzadeh and Shahrokh, 2014). The study reported that the application of secondary metabolites *T. harzianum* in spinach effectively reduced Cd by 63.81% and increased growth by 18%, and increased dry canopy weight by 23% (Herliana et al., 2018). Based on the description, it is important to explore the potential of biochar and *T. harzianum* for remediation of lead-contaminated soil and its effect on the growth of shallot.

## Materials and Methods

### Planting media preparation

This research was conducted from March to August 2020 at the screen house of the Faculty of Agriculture, Universitas Jenderal Soedirman, Karangwangkal, Purwokerto (110 m above sea level). The planting medium used was an alluvial soil taken from shallot cultivation land in Brebes, where shallot cultivation has been carried out for generations by frequently applying agrochemicals (fertilizers and pesticides)

with high doses. The soil media was dried, sieved using a 2 mm sieve and weighed as much as 6 kg per polybag. The Pb content in the soil based on the analysis results from Balingtan (Center for Agricultural Environment Research of Indonesia) was 29.99 ppm, which exceeded the threshold Pb content in the soil of 12.75 ppm and 2 ppm in shallot bulbs (Hartini, 2011).

### Experimental design

Pot experimental was arranged in a completely randomized block design consisting of two factors. The first factor was biochar application (0, 2.5, 5, and  $10 \text{ t ha}^{-1}$ ), and the second factor was *Trichoderma sp.* application (0, 10, and  $20 \text{ mL L}^{-1}$ ) which was applied three times at 7, 28, and 42 days after planting. Each treatment combination was subjected to three replications.

### Biochar preparation

The biochar was made by pyrolysis process of corn cobs. The corn cobs were put in a reactor to a slow-burning process (carbonation) at a temperature of  $300 - 400^\circ\text{C}$  for about 5-6 hours with the absence of oxygen. After the combustion, cool comcob charcoal was taken from the combustion reactor, then crushed and sieved using a 100 mesh sieve size (Nurhidayati and Mariati, 2014). The process yielded approximately 35% of the pyrolyzed product (Ali et al., 2019). Biochar was applied 7 days before planting on the growing medium (Ratnasari et al., 2020)

### *Trichoderma harzianum* preparation

*T. harzianum* isolate obtained from the Laboratory of Plant Protection, Faculty of Agriculture, Universitas Jenderal Soedirman was rejuvenated on PDA (potato dextrose agar) media and incubated for 7-10 days. The liquid used for bioremediation experiment was prepared by mixing coconut water media that was filtered from husk was then added with 20 g of sugar in a 1000 mL beaker glass. The mixture was then sterilized in an autoclave. The sterilized media was then transferred into a 500 mL bottle and inoculated with the starter of *T. harzianum* for one ose and incubated in a fermentor for 7 days. Potato extract media was prepared by boiling 200 g of potato cuts 1 L of water for  $\pm 20$  minutes, filtered and added 20 g of sugar, stirred until dissolved. The potato extract was put in a 1000 mL beaker glass and sterilized in an autoclave. The sterilized potato extract was then transferred into a 500 mL bottle and inoculated with the starter of *T. harzianum* as much as one ose and incubated in a fermentor for 7 days (Nurhidayati, 2015)

### Shallot cultivation

Seedlings of Bima Brebes shallot variety used in this work were coated with fungicide directly on pots and planted in the soil as deep as 2/3 part of the tuber. Urea fertilizer at a rate of  $150 \text{ kg ha}^{-1}$  (equivalent to 0.6 g

pot<sup>-1</sup>) was supplied two times when the plants were 7 and 20 days old. Irrigation was held for two days by giving 500 mL of water. Weeding was carried out every ten days. During planting, there was the *Spodoptera litura* attacked was controlled by spraying with Decis insecticide. Harvest was carried out when the plant was 65 days old, marked by plant leaves that began to wilt and turned yellow.

#### Variables observed

The variables observed were shallot growth components (plant height, number of leaves, leaf chlorophyll content, leaf width), shallot yield components (number of bulb, weight of bulb and diameter of bulb), lead contents in soil and shallot bulb, and soil pH. Lead content in the soil was determined by using 0.01 N CaCl<sub>2</sub> solvent, shaking for 2 hours and filtering the extract. Soil extract was measured by AAS (Atomic Absorption Spectrometer), and then the lead concentration was calculated using a calibration curve. The calibration curve was made by removing the absorbance and the standard concentration of lead. Lead concentration was calculated with the regression equation obtained from the calibration curve (Wulandari et al., 2014). Lead content in the shallot plant tissue was analyzed by preparing a dried plant sample then added to the digestion flask with 5 mL of H<sub>2</sub>SO<sub>4</sub> solution. For the digestion process, heating was carried out gradually, starting from the lowest heat then gradually increasing it until the solution was black. After that, 10-20 drops of concentrated HNO<sub>3</sub> solution were added until a yellowish solution was obtained. The digestion results were then cooled and diluted with distilled water to a volume of 25 mL and filtered with Whatman filter paper No. 42. Lead content in the sample solution was measured using AAS (Priandoko et al., 2012).

#### Effectiveness of plant absorption and removal efficiency

The effectiveness of plant absorption (EPA) in metal absorption illustrates the ability of plants to absorb heavy metals. The EPA value was calculated using the following formula (Prayudi et al., 2015),

$$EPA (\%) = \frac{C_{MAP}}{DCMS} \times 100\%$$

where:

EPA = effectiveness of plant in metal absorption  
C<sub>MAP</sub> = concentration of metal in plant  
DCMS = decreased concentration of metal in soil

Removal efficiency (RE) of Pb from the soil by the plant was calculated using the following formula (Hardiani, 2008),

$$RE (\%) = \frac{IMC - FMC}{FMC} \times 100\%$$

where:

RE = removal efficiency  
IMC = initial metal concentration in soil  
FMC = final metal concentration in soil

#### Data analysis

Data were analyzed using the F test followed by the DMRT (Duncan's Multiple Range Test) at  $p = 0.05$ .

## Results and Discussion

### Soil pH

Generally, farmers in Buara, Ketanggungan District, Brebes used pesticides by mixing 3-5 types of pesticides, spraying almost every day, especially during the rainy season, to reduce yield losses from plant pests. Lead (Pb) and mercury (Hg) in various types of pesticides were reported to contribute the increasing their concentrations in soil and plants (Ogunlade and Agbeniyi, 2020). Incepticol pH decreased from 7.4 to 6.8. The decrease in pH occurs due to the release of heavy metals in the soil so that their mobility increases. Low pH indicates high mobility of metals in the soil so that the availability of metals in the soil is low (Widiyatmoko, 2011)

### The effectiveness of plant absorption, removal efficiency and Pb content in plant tissue

The results of the analysis of variance showed that the application of biochar increased the effectiveness of Pb removal. Non-biochar treatment showed the lowest Pb removal effectiveness percentage (49.77%) that was significantly different from that of the application of 2.5 t biochar ha<sup>-1</sup> (59.86%), but it was not significantly different to that of 5 t biochar ha<sup>-1</sup> (60.01%) and that of 10 t biochar ha<sup>-1</sup> (62.97%) (Figure 1). This is inversely proportional to the effectiveness of plants in Pb absorption and Pb content in Shallot plant tissue. Non-biochar treatment showed the highest percentage of Pb plant absorption (62.04%), which was significantly different from that of 2.5 t biochar ha<sup>-1</sup> treatment (53.73%). Increasing biochar dose could decrease the percentage value of Pb removal effectiveness. The Pb removal effectiveness due to the application of 5 t biochar ha<sup>-1</sup> was 60.01%, while that due to the application of 10 t biochar ha<sup>-1</sup> was 62.97% (Figure 2). The addition of biochar reduced Pb accumulation in the soil and plant tissue (Figure 3). Pb content in the soil without biochar application was 3.17 ppm that was significantly different from the addition of 2.5, 5, and 10 t biochar ha<sup>-1</sup> of 3.01, 2.87 and 2.87 ppm, respectively. According to Hartini (2011), the Pb threshold for shallot is 2 ppm. The result showed that Pb content in shallot was unsafe for human health if shallot is consumed in the long term. Biochar amendment can increase soil productivity through adsorption processes and physicochemical reactions (Zheng et al., 2010). With its alkaline nature, biochar can increase soil pH and stabilize heavy metals



(Yuan et al., 2011). Various studies have shown that biochar can improve soil productivity and absorb heavy metals (Sukartono and Utomo, 2012; Fellet et al., 2014).

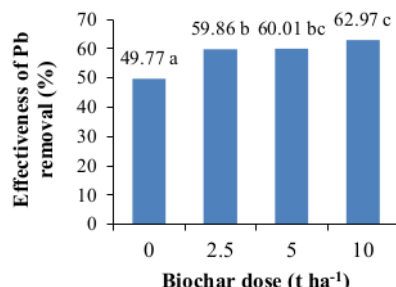


Figure 1. Biochar treatment on effectiveness of Pb removal.

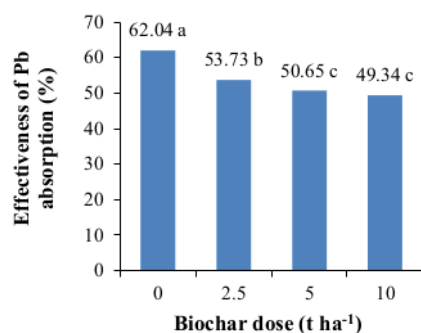


Figure 2. Biochar treatment on effectiveness of Pb absorption.

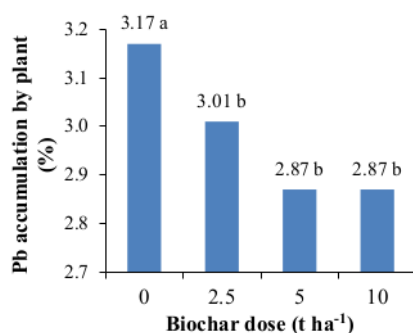


Figure 3. Biochar treatment on Pb accumulation in shallot plant tissue.

Biochar application can increase the removal of heavy metals and reduce their absorption in plant tissue (Puga et al., 2015). The addition of biochar has the potential to reduce the toxicity of heavy metals on polluted land because it has the ability to stabilize metals by significantly reducing the absorption of heavy metals

by plants and can improve their quality by improving the physical, chemical and biological properties of soil (Ippolito et al. 2012; Komarek et al. 2013). Biochar that has a large surface area and a high capacity to absorb heavy metals can potentially be used to reduce bioavailability and leaching of heavy metals as well as organic pollutants in the soil through adsorption and other physicochemical reactions (Park et al., 2011). *T. harzianum* application increased the effectiveness of Pb removal. Non-treatment showed the lowest percentage of the effectiveness of Pb removal (49.46%).

The doses of 10 and 20 mL L<sup>-1</sup> were significantly different from non *T. harzianum* application of 59.42% and 62.32% (Figure 4). The plant absorption of Pb decreased due to *T. harzianum* treatment. The highest value of plant absorption on Pb was 63.89% without application of *T. harzianum*. The percentage of plant absorption on Pb decreased to 52.82% and 48.37% on 10 and 20 mL L<sup>-1</sup> dose (Figure 5). That decreasing value of Pb absorption was in line with Pb content in plant tissue (Figure 6). Non-*T. harzianum* treatment showed the highest Pb content of 3.53 ppm that was significantly different from 10 and 20 mL L<sup>-1</sup> treatments of 2.99 and 2.92 ppm, respectively.

It is known that the members of *Trichoderma* genus have a wide range of economic aspects that are owned applications for various biotechnology uses, especially in agriculture (Shovan et al., 2008), industry and environmental biotechnology (Rincon et al., 2009). *Trichoderma* species show ecological capacity because of their ability to produce various kinds of enzymes to degrade substrates. Some of the principles use of microorganisms from the fungal group such as *T. harzianum* to reduce heavy metals are biosorption, bioaccumulation, bioprecipitation, bioreduction, and bioleaching (Rao et al., 2002; Damodaran et al., 2011; Chaturvedi et al., 2015; Dixit et al., 2015) which is done through chemical modification or by influencing chemical bioavailability (Harms et al., 2011). According to Gelagutashvili (2013), biosorption is interpreted as a metal removal process weight through passive binding to biomass that does not live from a solution, and this reduction mechanism is not controlled metabolically.

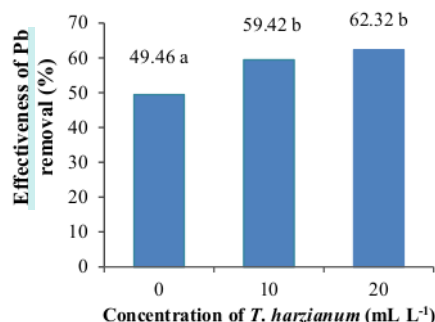


Figure 4. *T. harzianum* treatment on effectiveness of Pb removal.

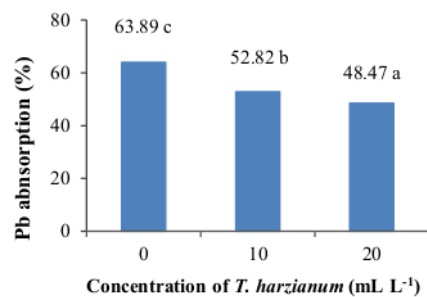


Figure 5. *T.harzianum* treatment on effectiveness of Pb absorption.

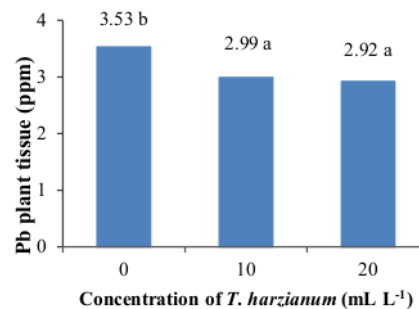


Figure 6. *T.harzianum* treatment on Pb content in plant tissue.

Table 1. Effects of biochar and *T.harzianum* treatment on growth and yield of shallot cultivated on lead-contaminated soil.

Variable	PH (cm)	LA (cm <sup>2</sup> )	NL	PLW (g)	PDW (g)	CC (mg L <sup>-1</sup> )	NB	BW (g)	BD (mm)
<b>Biochar (t ha<sup>-1</sup>)</b>									
0	35.74	52.12	27.42	35.13	4.640	3.410	9.28	26.75	35.13
2.5	36.82	54.86	28.44	35.32	5.206	3.778	10.15	27.80	35.33
5	37.35	54.20	28.81	35.19	5.087	3.690	8.97	28.59	35.19
10	37.02	63.91	30.73	34.26	4.954	3.848	9.77	26.79	36.23
CV	13.29	17.03	12.79	14.94	21.15	12.42	19.79	15.76	13.62
<b><i>Trichoderma harzianum</i> (mL L<sup>-1</sup>)</b>									
0	36.19	53.84	23.88 a	34.73	4.75	3.699	8.53 a	27.67	34.73
10	36.84	56.40	25.09 a	34.62	5.05	3.648	9.27 ab	26.63	34.61
20	37.11	59.32	28.90 b	35.56	5.17	4.697	10.83 b	28.15	35.56
CV	13.29	17.03	12.79	14.94	21.15	12.42	19.79	15.76	13.62

Remarks: PH = plant height, LA = leaf area, NL = number of leaf, PLW = plant fresh weight, PDW = plant dry weight, CC = chlorophyll content, NB = number of bulb, BW = bulb weight, BD = bulb diameter. The average numbers followed by different lowercase letters in the same column show significant different effect based on  $p = 0.05$  level of DMRT.

Bioaccumulation of heavy metals in living organisms is described as a process and pathway for the migration of pollutants from one trophic level to another, including through the food chain so that it can accumulate in tissues to organs of an organism at a certain level (Akan et al., 2012; Alia et al., 2015). Bioprecipitation, in principle, is a chemical reaction against precipitation heavy metals to form precipitates that do not dissolve, and then the precipitate was separated through a sedimentation process or filtration (Fu and Wang, 2011). Bioreduction occurs immediately by involving enzymatic activity, while the mechanism is indirect, involving metabolic products (reductants or oxidants) through a reduction reaction to chemical oxidation (Wani and Ayoola, 2015). In the bioleaching process, heavy metals will undergo processes of solubilization, cation exchange, precipitation, adsorption, complexation, and other reactions (Chen et al. 2005).

#### Growth and yield of shallot

The response of growth and yield of shallots to the application of *Trichoderma sp.* and biochar in the

efforts to remediate lead contamination showed varying results. Heavy metal toxicity causes negative effects on plants. It has been reported that lead stress can cause decreased root growth, damaged cell walls, disruption of cell division (Kopittke et al., 2007; Kumar and Tripathi, 2008; Ghelich et al., 2013). The application of biochar and *Trichoderma sp.* as soil amendment agents is expected to suppress the adverse effects on plant growth. The results of the analysis of variance presented in Table 1 show that the application of biochar at all doses (2.5, 5, and 10 t ha<sup>-1</sup>) did not have significant effects on plant height, leaf area, number of leaves, fresh plant weight, dry plant weight, number of tubers, tuber weight and tuber diameter, compared to without biochar application. This shows that plants have several defence mechanisms against heavy metal stress. This defence is demonstrated by not disrupting plant growth, such as root growth, photosynthetic metabolism and others (Rosidah, 2014).

Several previous studies reported various plant defence mechanisms, among others 1) chelating metal peptides such as phytochellin and metallothionein, 2)



immobilization, and 3) compartmentalization of metal ions in vacuoles (Cobbet, 2000). In soil conditions gripped by heavy metals Pb, plants can still grow well because biochar can improve the physical and chemical properties of soil. *T. harzianum* application had a significant effect on the number of leaves and tubers (Table 1). The addition of 10 and 20 mL *T. harzianum* L<sup>-1</sup> increased the number of leaves, but it was not significantly different between the two treatments a 10 mL dose of *T. harzianum* yielded 25 leaves, and a 20 mL dose yielded 29 leaves. The number of tubers also experienced a significant difference with the application of *T. harzianum*; the application of 20 mL L<sup>-1</sup> yielded 11 tubers, an increase of 26.96% compared to those without *T. harzianum* and a dose of 10 mL L<sup>-1</sup> with 6 and 9 tubers, respectively. Shallot plants cultivated on land with high heavy metal content have the ability to adapt (Cho et., 2009). In sub-optimal soils having poor nutrients or under drought conditions, shallot plants can grow with the addition of *T. harzianum* (Hadiawati, 2020). Increased growth is due to the ability of *Trichoderma* sp. in symbiosis with the shallot plant roots to increase early seed growth and subsequent growth (Darsan et al., 2016). *T. harzianum* is reported to be able to increase plant growth, increase the absorption of active minerals and other nutrients from the soil (Latifah et al., 2011). Santoso et al. (2007) reported that *T. harzianum* and *T. koningii* were able to stimulate the growth of tomato and tobacco plants with dry weight increase around 213-275% and 259-318%, respectively. It is assumed that the extract of antagonistic fungi can have a PGPF (Plant Growth Promoting Fungi) mechanism. *Trichoderma* can protect the plant, increase growth, help nutrient absorption, improve fertilizer use efficiency, and stimulate plant defences against biotic and abiotic damage (Shoresh et al., 2010).

## Conclusion

The application of 5 t biochar ha<sup>-1</sup> was able to remove lead with Pb removal effectiveness level of 62.97% and decreased lead uptake in plants by 50.65%. The lead content in shallot was 2.87 ppm. of the application of 10 mL *T. harzianum* L<sup>-1</sup> could remove Pb by 59.42%, and the application of 20 mL *T. harzianum* L<sup>-1</sup> decreased absorption of Pb in plant tissue by 48.73%. However, the application of biochar was not able to improve plant growth, while the application of *T. harzianum* increased the number of leaves and tubers of shallot.

## Acknowledgements

The authors would like to thank LPPM UNSOED for facilitating this research through the "Riset Peningkatan Kompetensi" program funded from the budget of BLU UNSOED year of 2020.

## References

- Akan, J.C., Mohmoud, S., Yikala, B.S. and Ogugbuaja, V.O. 2012. Bioaccumulation of some heavy metals in fish samples from river Benue in Vinikilang, Adamawa state, Nigeria. *American Journal of Analytical Chemistry* 3:727–736, doi:10.4236/ajac.2012.311097.
- Ali, Z., Nawaz, I., Yousaf, S., Naqvi, S.T.A., Mahmood, T., Khan, N. and Iqbal, M. 2019. Wheat straw biochar promotes the growth and reduces the uptake of lead, cadmium and copper in *Allium cepa*. *International Journal of Agriculture and Biology* 21: 1173–1180.
- Alia, N., Sardar, K., Said, M., Salma, K., Sadia, A., Sadaf, S., Toqeer, A. and Miklas, S. 2015. Toxicity and bioaccumulation of heavy metals in spinach (*Spinacia oleracea*) grown in a controlled environment. *International Journal of Environmental Research and Public Health* 12:7400–7416, doi:10.3390/ijerph120707400.
- Aslam, Z., Khalid, M., Naveed, M. and Shahid, M. 2017. Evaluation of green waste and poplar twigs biochar produced at different pyrolysis temperatures for remediation of heavy metals contaminated soil. *International Journal of Agriculture and Biology* 19: 1427–1436.
- Bahar, Y.H. 2016. The impact of farmer behaviour in shallot cultivation on changing conditions agroecosystem in Brebes Regency. *Jurnal Penyuluhan Pertanian* 11(1): 23-36 (in Indonesian).
- Basuki. 2014. Problems identification and shallots farming analyze in the highland during the rainy season in Majalengka District. *Jurnal Hortikultura*, 24(3):266-275 (in Indonesian).
- Chaturvedi, A.D., Pal, D., Penta, S. and Kumar, A. 2015. Ecotoxic heavy metals transformation by bacteria and fungi in aquatic ecosystem. *World Journal of Microbiology and Biotechnology* 31:1595–1603, doi:10.1007/s11274-015-1911-5.
- Chen, Y., Hua, Y., Zhang, S. and Tian, G. 2005. Transformation of heavy metal forms during sewage sludge bioleaching. *Journal of Hazardous Materials* 123:196–202, doi:10.1016/j.jhazmat.2005.03.047.
- Cho, Y., Bolick, J.A. and Butcher, D.J. 2009. Phytoremediation of lead with green onions (*Allium fistulosum*) and uptake of arsenic compounds by moonlight ferns (*Pteris cretica* cv Mayii). *Microchemical Journal* 91(1): 6-8, doi: 10.1016/j.microc.2008.05.008.
- Cobbet, C.S. 2000. Phytochelatins and their roles in heavy metal detoxification. *Plant Physiology* 123: 825–832.
- Damodaran, D., Suresh, G. and Mohan, R.B. 2011. Bioremediation of soil by removing heavy metals using *Saccharomyces cerevisiae*. *2nd International Conference on Environmental Science and Technology*, IPCBEE vol.6 (2011), IACSIT Press, Singapore.
- Darsan, S., Sulistiyaningsih, E. and Wibowo, A. 2016. Various shallot seed treatments with *Trichoderma* to increase growth and yield on sandy coastal. *Jurnal Ilmu Pertanian (Agricultural Science)*1(3) : 94-99.
- Dixit, R., Wasiullah, Malaviya, D., Pandiyan, K., Singh, U.B., Sahu, A., Shukla, R., Singh, B.P., Rai, J.P., Sharma, P.K., Lade, H. and Paul, D. 2015. Bioremediation of heavy metals from soil and aquatic environment: An overview of principles and criteria of fundamental processes. *Sustainability* 7: 2189–2212.
- Fellet, G., Marmiroli, M. and Marchiol, L. 2014. Elements uptake by metal accumulator species grown on mine

- tailings amended with three types of biochar. *Science of the Total Environment* 468–469: 598–608.
- Flora, S.J.S., Flora, G., Saxena, G. and Mishra, M. 2007. Arsenic and lead induced free radical generation and their reversibility following chelation. *Cellular and Molecular Biology* 53: 26–47.
- Fu, F. and Wang, Q. 2011. Removal of heavy metal ions from wastewaters: A review. *Journal of Environmental Management* 92: 407–418.
- Gelagutashvili, E. 2013. Comparative study on heavy metals biosorption by different types of bacteria. *Open Journal of Metal* 3: 62–67, doi:10.4236/ojmetal.2013.32A1008.
- Ghelich, S., Zarinkamar, and Fatemeh. 2013. Histological and ultrastructure changes in *Medicago sativa* in response to lead stress. *Journal of Pharmacognosy and Phytochemistry* 2: 20–29.
- Hadiawati, L., Suriadi, A., Sugianti, T. and Zulhaedar, F. 2020. Application of *Trichoderma*-enriched compost on shallot productivity and storability in East Lombok, West Nusa Tenggara. *Jurnal Hortikultura* (1): 57–64 (in Indonesian).
- Hardiani, H. 2008. Clean up contaminated soil of hazardous waste from the deinking process in the paper industry by phytoremediation. *Jurnal Riset Industri* 2(2): 64–75 (in Indonesian).
- Harms, H., Schlosser, D. and Wick, L.Y. 2011. Untapped potential: Exploiting fungi in bioremediation of hazardous chemicals. *Nature Reviews Microbiology* 9:177–192, doi:10.1038/nrmicro2519.
- Hartini. 2011. Plumbum (Pb) levels in shallot bulbs in Kersana District, Brebes. *Jurnal Visikes* 10(1): 69–75 (in Indonesian).
- Haryati, U. and Erfandi, D. 2019. Improvement of soil properties and yield of shallot (*Allium cepa*) using mulch and soil amendments. *Jurnal Hortikultura* 10(3): 200–203 (in Indonesian).
- Herliana, O., Soesanto, L. and Mawadah, E. 2018. Phytobioremediation of cadmium contaminated soil using combination of *Ipomoea reptans* Poir and *Trichoderma* sp. and its effect on spinach growth and yield. *Journal of Degraded and Mining Lands Management* 6(1): 1519–1526, doi:10.15243/jdmlm.2016.061.1519.
- Hidayat, B. 2015. Remediation of heavy metal contaminated soil using biochar. *Jurnal Pertanian Tropik* 2(1):31–41 (in Indonesian).
- Hussain, M., Farooq, M., Nawaz, A., Al-Sadi, A.M., Solaiman, Z.M., Alghamdi, S.S., Ammara, U., Ok, Y.S. and Siddique, K.H.M. 2017. Biochar for crop production: potential benefits and risks. *Journal of Soils and Sediments* 17: 685–716.
- Ippolito, J.A., Laird, D.A. and Busscher, W.J. 2012. Environmental benefits of biochar. *Journal of Environmental Quality* 41: 967–972.
- Karyadi, K., Syarifudin, S. and Soterisnanto, D. 2012. Accumulation of heavy metal lead (Pb) as pesticide residue in agricultural land (case study on shallot agricultural land in Gemuh District, Kendal Regency). *Jurnal Ilmu Lingkungan* 9(1): 1–9 (in Indonesian).
- Komárek, M., Vaněk, A. and Ettler, V. 2013. Chemical stabilization of metals and arsenic in contaminated soils using oxides: a review. *Environmental Pollution* 172: 9–22.
- Kopittke, P., Asher, C.J., Kopittke, R.A. and Menzies, N.W. 2007. Toxic effects of  $Pb^{2+}$  on growth of cowpea (*Vigna unguiculata*). *Environmental Pollution* 150: 280–287.
- Kumar, G. and Tripathi, R. 2008. Lead-induced cytotoxicity and mutagenicity in grass pea. *Turkish Journal of Biology* 32: 73–78.
- Kurniawan, A. and Nuraeni, E. 2016. Heavy metal mycoremediation: a review. *Jurnal Bioteknologi dan Biosains Indonesia* 3(1): 36–45 (in Indonesian).
- Latifah, A., Kustantinah, and Soesanto, L. 2011. Utilization of several isolates (*Trichoderma harzianum*) as biological control agents for fusarium wilt disease in shallots in planta. *Jurnal Eugenia* 17(2): 86–95 (in Indonesian).
- Mohsenzadeh, F. and Shahrokhi, F. 2014. Biological removing of cadmium from contaminated media by fungal biomass of *Trichoderma* species. *Journal of Environmental Health Science & Engineering* 12:102.
- Murtaza, G., Ghafoor, A., Qadir, M., Owens, G., Aziz, M.A., Zia, M.H. and Saifullah, 2010. Disposal and use of sewage on agricultural lands in Pakistan: A Review. *Pedosphere* 20: 23–34.
- Nurhasanah, Andriani, F. and Hamidy, Y. 2015. Antifungal activity of red onion (*Allium ascalonicum* L.) juice against *Candida albicans* in vitro. *Jurnal Ilmu Kedokteran* 9 (2): 71–77 (in Indonesian).
- Nurhidayati and Mariati. 2014. Utilization of maize cob biochar and rice husk charcoal as soil amendments for improving acid soil fertility and productivity. *Journal of Degraded and Mining Lands Management* 2(1): 223–230, doi: 10.15243/jdmlm.2014.021.223.
- Nurhidayati, S., Majid, A. and Mihardjo, P.A. 2015. Utilization of liquid bio fungicide with *Trichoderma* sp. active compound to control anthracnose disease (*Colletotrichum* sp.) in chilli on the field. *Berkala Ilmiah Pertanian* 1(1): 19–27 (in Indonesian).
- Ogunlade, M.O. and Agbeniyi, S.O. 2011. Impact of pesticides use on heavy metal pollution in cacao soil of Cross- River, Nigeria. *African Journal of Agriculture Research* 6(16): 3725 - 3728.
- Park, J.H., Girish, K.C., Nanthi, S.B., Jae, W.C. and Thammareed, C. 2011. Biochar reduces the bioavailability and phytotoxicity of heavy metals. *Plant and Soil* 348: 439 - 451, doi 10.1007/s11104- 011-0948-y.
- Paz-Ferreiro, J., Lu, H., Fu, S., Méndez, A. and Gascó, G. 2014. Use of phytoremediation and biochar to remediate heavy metal polluted soils: a review. *Solid Earth* 5: 65–75.
- Prayudi, M., Zubair, A. and Maricar, I. 2015. Phytoremediation of soil contaminated Cr metal with vetiver plant on composted soil media. Repository of UNHAS, <http://repository.unhas.ac.id/bitstream/handle/123456789/18791/>.
- Priandoko, E.A., Parwanayoni, N.M.S. and Sundra, I.K. 2012. Heavy metal content (Pb and Cd) in green mustard (*Brassica rapa*) and carrot (*Daucus carota*) distributing in Denpasar City market. *Jurnal Simbiosis* 1(1): 9–20 (in Indonesian).
- Puga, A.P., Abreu, C.A., Melo, L.C.A. and Beesley, L. 2015. Biochar application to a contaminated soil reduces the availability and plant uptake of zinc, lead and cadmium. *Journal of Environmental Management* 159: 86–93.
- Rahayu, Mujiyo and Arini, R.U. 2018. Land suitability evaluation of shallot (*Allium ascalonicum* L.) at production centres in Losari District, Brebes. *Journal of Degraded and Mining Lands Management* 6(1): 1505–1511, doi:10.15243/jdmlm.2018.061.1505.

- Rao, D.V., Shivannavar, C.T. and Gaddad, S.M. 2002. Bioleaching of copper from chalcopyrite ore by fungi. *Indian Journal of Experimental Biology* 40:319–324.
- Ratnasari, I.F.D., Hadi, S.N., Suparto, S.R., Herliana, O. and Ahadiyat, Y.R. 2020. Phytoremediation of cadmium-contaminated soil using terrestrial kale (*Ipomoea reptans* Poir) and corn cob biochar. *Journal of Degraded and Mining Lands Management* 7(4): 2313-2318, doi: 10.15243/jdmlm.2020.074.2313.
- Rincon, A.M., Benitez, T., Codon, A.C. and Moreno-Mateos, M.A. 2009. Biotechnological aspects of *Trichoderma* spp. In: Rai, M. and Bridge, P.D. (eds.), *Applied Mycology* (pp. 216–238). London: CAB International, doi: 10.1079/9781845935344.0216.
- Rosidah, S., Anggraito, Y.U. and Pukan, K.K. 2014. Tolerance test of tobacco (*Nicotiana tabacum* L.) to cadmium (Cd), lead (Pb), and copper (Cu) stress in liquid culture. *Journal of Life Sciences Unnes* 3 (2): 68-77 (in Indonesian).
- Santoso, S.E., Soesanto, L. and Haryanto, T.A.D. 2007. Biological emphasis of moler disease in shallots using *Trichoderma harzianum*, *Trichoderma koningii*, and *Pseudomonas fluorescens* P60. *Jurnal HPT Tropika* 7(1): 53-61 (in Indonesian).
- Shoresh, M., Harman, G.E. and Mastouri, F. 2010. Induced systemic resistance and plant responses to fungal biocontrol agents. *Annual Review in Phytopathology* 48: 21–43.
- Shovan, L.R., Bhuiyan, M.K.A., Begum, J.A. and Pervez, Z. 2008. In vitro control of *Colletotrichum dematium* causing anthracnose of soybean by fungicides, plant extracts and *Trichoderma harzianum*. *International Journal of Sustainable Crop Production* 3(3): 10–17.
- Sukartono and Utomo, W.H. 2012. The role of biochar as a soil amendment in maize cultivation in semiarid tropical sandy loam of Lombok. *Buana Sains* 12(1) : 91-98 (in Indonesian).
- Taufik, Y. 2015. Horticultural Production Statistics, 2014. Direktorat Jenderal Hortikultura Kementerian Pertanian (in Indonesian).
- Tripathi, P., Singh, P.C., Mishra, A., Chauhan, P.S., Dwivedi, S., Bais, R.T. and Tripathi, R.D. 2013. *Trichoderma*: a potential bioremediator for environmental clean up. *Clean Technologies and Environmental Policy* 15(4): 541 – 550.
- Vankar, P.S. and Bajpai, D. 2008. Phytoremediation of Chrome-VI of tannery effluent by *Trichoderma* species. *Desalination* 222: 255–262.
- Wang, H., Lin, K., Hou, Z., Richardson, B. and Gan, J. 2010. Sorption of the herbicide terbuthylazine in two New Zealand forest soils amended with biosolids and biochars. *Journal of Soils and Sediments* 10: 283–289.
- Wani, P.A. and Ayoola, O.H. 2015. Bioreduction of Cr (VI) by heavy metal resistant *Pseudomonas* species. *Journal of Environmental Science and Technology* 8:122–130, doi:10.3923/jest.2015.122.130.
- Widyatmoko, H. 2011. pH accuracy as a parameter of the level of heavy metal contamination in the soil. *Jurnal Teknik Lingkungan* 5(5): 173 – 178, 173 (in Indonesian).
- Wulandari, R., Purnomo, T. and Winarsih. 2014. The ability of watercress plants (*Ipomoea aquatica*) in absorbing heavy metals cadmium (Cd) based on different concentrations and exposure times. *LenteraBio* 3(1): 83–89 (in Indonesian).
- Zheng, W., Guo, M., Chow, T., Bennett, D.N., and Rajagopalan, N. 2010. Sorption properties of greenwaste biochar from two triazine pesticides. *Journal of Hazardous Materials* 181 121-126.
- Yuan, J.H., Xu, R.K. and Zhang, H. 2011. The forms of alkalis in the biochar produced from crop residues at different temperatures. *Journal of Bioresource Technology* 102: 3488–3497, doi:10.1016/j.biortech.2010.11.018.

# Utilization of biochar and Trichoderma harzianum to promote growth of shallot and remediate lead-contaminated soil

## ORIGINALITY REPORT

14%	14%	0%	%
SIMILARITY INDEX	INTERNET SOURCES	PUBLICATIONS	STUDENT PAPERS

## PRIMARY SOURCES

1	jdmlm.ub.ac.id	5%
	Internet Source	
2	garuda.kemdikbud.go.id	3%
	Internet Source	
3	www.fspublishers.org	3%
	Internet Source	
4	media.neliti.com	3%
	Internet Source	

Exclude quotes	Off	Exclude matches	< 3%
Exclude bibliography	On		