



**CIGR Official Publication**

**ISSN 1682-1130**



# **CIGR Journal**

**Agricultural Engineering International: CIGR Journal**

<http://www.cigrjournal.org/>

Sponsored by  
International Commission of Agricultural and Biosystems  
Engineering (CIGR)

Co-sponsored by  
Chinese Society for Agricultural Machinery  
Chinese Society of Agricultural Engineering

**2010, Vol. 12, No. 1**

HOME ABOUT LOGIN REGISTER SEARCH CURRENT ARCHIVES ANNOUNCEMENTS CIGR  
WEBSITE AUTHOR GUIDE

[OPEN JOURNAL SYSTEMS](#)

Home > About the Journal > **Editorial Team**

## Editorial Team

### Editors

[Fengmin Zhao](#), China  
[Prof. Zhao Fengmin](#)

### Section Editors

[Section Editor Fedro S. Zazueta Ranahan-ITS](#), University of Florida, United States  
[Section editor Remigio Berruto-MESE](#), University of Turin, Institute of Agricultural Technology, Italy  
[Section Editor Panagiotis Panagakis- FBC](#), Associate Professor Agricultural University of Athens, Greece  
[Section Editor Patrizia Busato-ITS](#), University of Turin, Italy  
[Section Editor José Manuel Monteiro Gonçalves -LWE](#), Linking Landscape, Environment, Agriculture and Food, University of Lisbon; College of Agriculture of Polytechnic of Coimbra, Portugal  
[Section Editor Andre Aarnink FBC](#), Wageningen University and Research, Netherlands  
[Section Editor Dr. Hamid Reza Gazor- PTPE](#), (PhD) Associate professor Agricultural Engineering Research Institute Agricultural Research, Education and Extension Organization (AREEO) Ministry of agriculture. Iran, Iran, Islamic Republic of  
[Section Editor Patrizia Tassinari-FBC](#), University of Bologna - Dept. of Agricultural Sciences - Agricultural Engineering Division, Italy  
[Section Editor Mohammad Reza Alizadeh-PTPE, EEPP](#), Associate Professor (Biosystems Engineering), Department of Agricultural Engineering, Rice Research Institute of Iran, Rasht, Iran., Iran, Islamic Republic of  
[Section Editor Abd El-Rahman Abd El-Raouf Ahmed-PTPE, LWE, EEPP, IT](#), Agricultural Engineering Research Institute, Egypt  
[Fengmin Zhao](#), China  
[Section Editor Álvaro Ramírez-Gómez-FBC](#), Universidad Politécnica de Madrid, Spain, Spain  
[Section Editor Safa Majeed-EIA](#), Lincoln University, New Zealand  
[Section Editor Sunil K Mathanker](#), University of Puerto Rico at Mayaguez, United States  
[Section Editor Osama Taha Bahnas-PTPE, EEPP](#), Agric. Eng. Res. Inst., Agric. Res. Center, Egypt, Egypt  
[Section Editor Murad Çanakci-EEPP, MESE](#), Akdeniz University, Turkey  
[Section Editor Lijun Li-EIA, EEPP](#), University of Illinois at Urbana-Champaign, United States  
[Hak-Jin Kim- EEPP](#), Seoul National University, Korea, Republic of  
[Section Editor Donghong LIU-PTPE](#), Professor/Doctoral Supervisor/Executive director, Zhejiang University, China  
[Dr. Chaoyuan Wang](#), College of Water Resources and Civil Engineering, China Agricultural University, China, China  
[Dr Ashish M Mohite-PTPE](#), Amity University , Noida, U.P, India, India  
[Section Editor Wafaa Mohamed Haggag-AFBSC](#), National Research Centre, Egypt  
[Xiaoguang Du-EEPP](#), Zhejiang Sci-Tech University, China  
[Dr. ELKAMIL HAMED MOHAMED TOLA- EEPP](#), KING SAUD UNIVERSITY, Saudi Arabia  
[Hiwa Golpira- EEPP](#), University of Kurdistan, Iran, Islamic Republic of  
[Dr. Jaume Puig-Bargués- LWE](#), University of Girona, Spain

### Layout Editors

[Wang Zhanping](#), Chinese Academy of Agricultural Engineering, China  
[Yao Haiyan](#)

### Copyeditors

[Section Editor Fedro S. Zazueta Ranahan-ITS](#), University of Florida, United States  
[Dr. Yingkuan Wang](#), CSAE/CAAE, China  
[Jin Wang](#), Chinese Academy of Agricultural Machinery Sciences, China  
[Ms. Lingyan Iris Zhang](#), China National Agricultural Development Group Corporation, China  
[Guanze He](#), China  
[Yazhe Wang](#), China  
[Anjun Mei](#), China  
[Sagar Dhakal](#), China

### Proofreader

[Ms. Lingyan Iris Zhang](#), China National Agricultural Development Group Corporation, China

[Journal Help](#)

#### USER

Username   
 Password   
☐ Remember me

#### JOURNAL CONTENT

Search   
 Search Scope  
 All

#### Browse

- [By Issue](#)
- [By Author](#)
- [By Title](#)
- [Other Journals](#)

#### FONT SIZE

#### INFORMATION

- [For Readers](#)
- [For Authors](#)
- [For Librarians](#)

#### HOSTED BY

**PKP|PS**

Part of the  
[PKP Publishing Services Network](#)





[Home](#) / [Archives](#) / Vol. 22 No. 3 (2020): CIGR Journal

## Vol. 22 No. 3 (2020): CIGR Journal

**Published:** 2020-10-12

### I-Land and Water Engineering

#### **Sidan Reservoir Operation Model for System Analysis of Ayung River Basin with RIBASIM**

Mawiti Infantri Yekti, I Putu Dwikarna Putra, I Nyoman Norken

1-10



PDF

#### **Performance of SRI Rice Growth on Soil Accustomed to Conventional Cultivation Methods**

Ardiansyah -- --, Chusnul Arif, Afik Hardanto, Asna Mustofa, Kazuhiro Nishida

11-18



PDF

#### **Assessment of the suitability of land use for agriculture by analytical hierarchy process : AHP in lower Prachinburi watershed, eastern Thailand**

Duangthip Rukanee, Songvoot Sangchan, Prasan Choomjaihan

19-26



PDF

#### **Development of GIS Toolbar to Estimate Reference Evapotranspiration and Net Irrigation Requirement on Raster Based Approach**

Minotshing Maza, Arnab Bandyopadhyay, Aditi Bhadra

27-42



PDF

#### **Assessing saturated hydraulic conductivity from the dielectrically-predicted dry bulk density**

Krissandi WIJAYA, Purwoko Hari Kuncoro, Taku Nishimura, Budi Indra Setiawan

43-50



PDF

### **Effect of Magnetized Water on Water Use Efficiency, Yield and Nutritional Qualities of Watermelon under Deficit Irrigation**

Kamorudeen Olaniyi Yusuf, Tolulope Ruth Ogunbamowo, Rasheed Olarewaju Obalowu

51-60



### **Influence of Deficit Irrigation and Nitrogen Fertilization on Potato Yield, Water Productivity and Net Profit**

Adel Helal Elmetwalli, Moataz K Elnemr

61-68



### **Effect of salt stress on physiology and agronomy characteristic of barley cultivars**

farshad sorkhi

69-75



## **II-Farm Buildings and Construction**

### **Design, Development and Testing of an Aquaculture Research Temperature Control System**

Praveen Kolar, Steven G Hall

76-85



## **III-Equipment Engineering for Plant Production**

### **AN ATTEMPT TO REDUCE SPRAY DRIFT IN WIND TUNNEL EXPERIMENTAL USING SUBSTITUTION NOZZLES ON THE BOOM**

Majid Hazim Alheidary

86-94



### **EFFECT OF COB SIZE AND MOISTURE CONTENT ON SHELLING PERFORMANCE OF LEVER OPERATED MAIZE COB SELLER**

Basharat Bashir, JAGVIR DIXIT, JAGVIR DIXIT

95-102



## **A SCHEDULING-BASED ALGORITHM FOR LOW ENERGY CONSUMPTION IN SMART AGRICULTURE PRECISION MONITORING SYSTEM**

Lukman Adewale Ajao

103-117



## **IV-Energy in Agriculture**

### **Characterization of Torrefied Biomass Pellets from Agricultural Residues for Solid Fuels**

NIGRAN HOMDOUNG

118-128



### **Economic evaluation of a business model of selected solar thermal devices in Thar Desert of Rajasthan, India**

Surendra Poonia, A.K. Singh, Dilip Jain, Dinesh Mishra, R.K. Singh

129-137



### **Comparison of the Energy and Economic Balance of Crop Production**

Vaclav Voltr

138-150



## **V-Management, Ergonomics and Systems Engineering**

### **Selecting key traits to indirectly assess common bean growth under water stress**

Alisson Marcos Fogaça, Eduardo Augusto Agnellos Barbosa

151-158



## **VI-Postharvest Technology and Process Engineering**

### **Engineering properties of acha (*Digitaria exilis*) grains in relation to the design of grain processing machines**

TANKO BAKO, ANEBI JOSEPH GARBA

159-170



## **Non-destructive Determination of Bovine Milk Progesterone Concentration during Milking Using Near-infrared Spectroscopy**

Patricia Iweka, Shuso Kawamura, Tomohiro Mitani, Shigenobu Koseki

171-178



## **Optimization of Process Variables for Osmo- freeze drying of Strawberry Slices Using Response Surface Methodology**

VISHAL KUMAR

179-189



## **ALMOND OIL: POWERHOUSE OF NUTRIENTS**

VIVIAN Chimezie Akubude, Josaphat Maduako, Celestine Egwuonwu, Elijah Olawale Ajala, Adesoji Matthew Olaniyan, Isaac Chinedu Ozumba, Caesar Nwosu

190-201



## **Optimization of ultrasound-assisted osmotic treatment of Aleo vera gel impregnated with grape pomace phenolic compounds using response surface methodology**

Elham Azarpazhooh, Parvin Sharayei, Hosahalli S. Ramaswamy

202-212



## **Effect of modified atmospheric conditions to soybean seeds under hermetically sealed large capacity storage**

Champathi Chaminda Gunathilake

213-218



## **Design and Performance Evaluation of an Improved Solar-Biomass Greenhouse Dryer for Drying of Selected Crops in Western Kenya**

Samuel Njuguna Ndirangu

219-229



## **Drying kinetics and quality of Cissus quadrangularis Linn. dried by convective hot air**

Jiraporn Sripinyowanich Jongyingcharoen

230-240



### **Physico-mechanical and Chemical Properties of President Plum Affected by Aminoethoxyvinylglycine (AVG) Treatment and Maturity Stages**

Ebubekir Altuntaş

241-249



PDF

### **Application of the Response Surface Method in the Analysis of Ohmic Heating Process Performance in Sour Orange Juice Processing**

Mohsen Azadbakht, Mohammad Vahedi Torshizi, Mahdi Kashaninejad

250-261



PDF

### **Dual Effect of Audible Sound Technology on the Growth and Endogenous Hormones of Strawberry**

Reda Hassanien Emam Hassanien, Bao Ming LI

262-273



PDF

### **The relationship between the wood properties and decay levels of Pecan logs**

Peiyao Zhang, Gereald Riskowski

274-283



PDF

## **VII-Information Systems**

### **The Role of Information and Communication Technology in Poultry Broiler Production Process Control**

Patrick Jackman, Hector Peña, Robert Ross

284-299



PDF

[Open Journal Systems](#)

## **Information**

[For Readers](#)

[For Authors](#)

[For Librarians](#)

# PKP|PS

Part of the

[PKP Publishing Services Network](#)

Platform &  
workflow by  
OJS / PKP





SJR

Scimago Journal &amp; Country Rank

Enter Journal Title, ISSN or Publisher Name

[Home](#)[Journal Rankings](#)[Country Rankings](#)[Viz Tools](#)[Help](#)[About Us](#)

# Agricultural Engineering International: CIGR Journal

## COUNTRY

[Japan](#)Universities and research  
institutions in Japan

Media Ranking in Japan

## SUBJECT AREA AND CATEGORY

[Agricultural and  
Biological Sciences  
Agronomy and Crop  
Science](#)[Energy  
Energy  
\(miscellaneous\)](#)[Engineering  
Automotive  
Engineering  
Industrial and  
Manufacturing  
Engineering](#)

## PUBLISHER

[International  
Commission of  
Agricultural and  
Biosystems Engineering](#)

## H-INDEX

22

## PUBLICATION TYPE

[Journals](#)

## ISSN

16821130

## COVERAGE

2011-2021


## INFORMATION

[Homepage](#)[How to publish in this  
journal](#)[cigrjournal@aliyun.com](mailto:cigrjournal@aliyun.com)

Ad closed by Google

SCOPE

The publication of research results and the exchange of information is central to any discipline. Agricultural engineers have the opportunity to publish in several journals dedicated to the profession and also in numerous peripheral journals serving other disciplines. As CIGR expands its horizons to more and more countries around the world, it serves the international membership by providing a low cost, widely available journal.

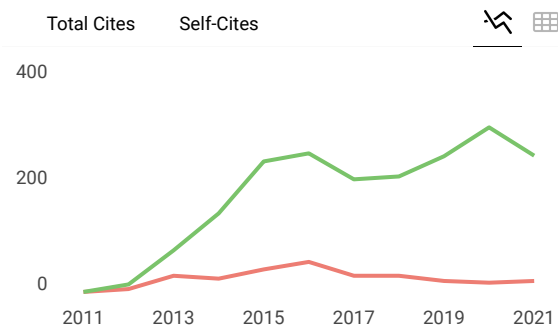
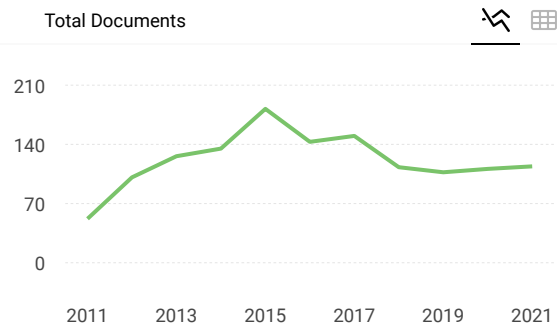
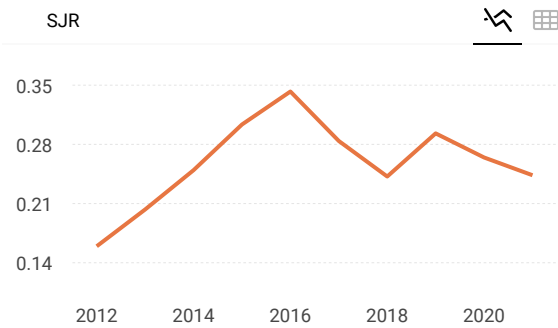
 Join the conversation about this journal

Ad closed by Google

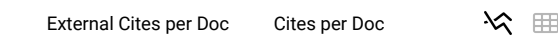
Ad closed by Google

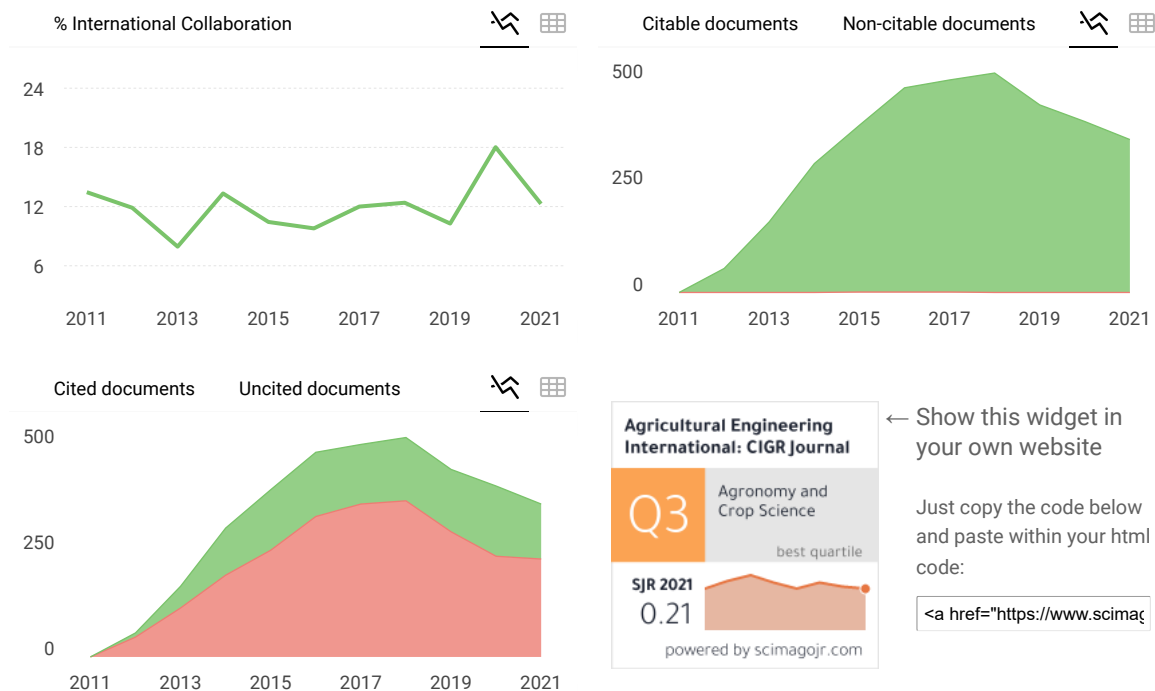
FIND SIMILAR JOURNALS ?

1 Engineering in Agriculture, Environment and Food JPN  70% similarity	2 Research in Agricultural Engineering CZE  59% similarity	3 Biosystems Engineering USA  48% similarity	4 Information Agriculture CHN  4 s
--	--	---	--




Citations per document





## SCImago Graphica

Explore, visually communicate and make sense of data with our [new data visualization tool](#).



Ad closed by Google

Metrics based on Scopus® data as of April 2022

O **Oyii** 11 months ago

My paper was published in 2011 with this journal. Would be right to assume that SJR covers it

reply



**Melanie Ortiz** 11 months ago

SCImago Team

Dear Oyii,

Thank you for contacting us. You need to consider the scientometric indicators of the year in which the article was published.

Best Regards, SCImago Team



[Home](#) / [Archives](#) / [Vol. 22 No. 3 \(2020\): CIGR Journal](#) / [I-Land and Water Engineering](#)

# Assessing saturated hydraulic conductivity from the dielectrically-predicted dry bulk density

**Krissandi WIJAYA**

Laboratory of Bio-Environmental & Control Engineering, Study Program of Agricultural Engineering, Department of Agricultural Technology, Jenderal Soedirman University (UNSOED), Indonesia

<http://orcid.org/0000-0003-2835-4049>

**Purwoko Hari Kuncoro**

Laboratory of Farm Equipment and Machinery, Study Program of Agricultural Engineering, Department of Agricultural Technology, Jenderal Soedirman University (UNSOED), Indonesia

**Taku Nishimura**

Lab. of Soil Physics and Soil Hydrology, The University of Tokyo (UTokyo), Japan

**Budi Indra Setiawan**

Department of Civil and Environmental Engineering, Bogor Agricultural University (IPB), Indonesia

## Abstract

Direct measurement of saturated hydraulic conductivity ( $K_s$ ) and dry bulk density ( $r_b$ ) is often laborious, time consuming, and expensive. Predicted dry bulk density ( $r_{b\_ADR}$ ) using Amplitude Domain Reflectometry (ADR) probe has been employed to predict saturated hydraulic conductivity ( $K_{s\_ADR}$ ) after a slight modification on the previously available Non-Similar Media Concept (NSMC) model. All the predicted values were validated using the corresponding measured data of 108 undisturbed samples for each of 0-15 and 15-30 cm soil depths observed. The proposed "Dielectric NSMC" model could describe  $r_{b\_ADR}$  dependencies of  $K_{s\_ADR}$  better than the other proceeding models for the both ranges of soil depths observed. The proposed model tended to slightly underestimate the measured saturated hydraulic conductivity ( $K_{s\_meas}$ ) as implied from the negative value of mean difference (MD). The scattering pattern of data which was well supported by the small value of Root Mean Square Error (RMSE) and Relative Deviation to Average Measured Data (rRSME), however, suggested a small deviation of the  $K_{s\_ADR}$  from the  $K_{s\_meas}$ . Thus, the proposed model was considerably sufficient for characterizing  $r_{b\_ADR}$  dependencies of  $K_{s\_ADR}$ . Effectiveness and practical merit of the  $r_{b\_ADR}$  prediction rather than the conventional direct measurement of  $r_b$ , in particular, might promote a certain advantage for smoother fitting parameters.



PDF

Published

2020-10-12

Issue

[Vol. 22 No. 3 \(2020\): CIGR Journal](#)

Section

I-Land and Water Engineering

[Open Journal Systems](#)

## Information

[For Readers](#)

[For Authors](#)

[For Librarians](#)

# PKP|PS

Part of the

[PKP Publishing Services Network](#)

Platform &  
workflow by  
OJS / PKP

# Assessing saturated hydraulic conductivity from the dielectrically-predicted dry bulk density

Krissandi Wijaya<sup>1\*</sup>, Purwoko Hari Kuncoro<sup>1</sup>, Taku Nishimura<sup>2</sup>, Budi Indra Setiawan<sup>3</sup>

(1. Faculty of Agriculture, Jenderal Soedirman University, Jl. dr. Soeparno No. 61, Karangwangkal, Purwokerto 53123, Central Java, Indonesia;

2. Graduate School of Agricultural and Life Sciences, The University of Tokyo, Yayoi 1-1-1, Bunkyo-ku, Tokyo 113-8657, Japan;

3. Department of Civil and Environmental Engineering, Bogor Agricultural University, Kampus IPB Darmaga, Bogor 16680, West Java, Indonesia)

**Abstract:** Direct measurement of saturated hydraulic conductivity ( $K_s$ ) and dry bulk density ( $\rho_b$ ) is often laborious, time consuming, and expensive. Predicted dry bulk density ( $\rho_{b\_ADR}$ ) using amplitude domain reflectometry (ADR) probe has been employed to predict saturated hydraulic conductivity ( $K_{s\_ADR}$ ) after a slight modification on the previously available non-similar media concept (NSMC) model. All the predicted values were validated using the corresponding measured data of 108 undisturbed samples for each of 0-15 and 15-30 cm soil depths observed. The proposed “Dielectric NSMC” model could describe  $\rho_{b\_ADR}$  dependencies of  $K_{s\_ADR}$  better than the other proceeding models for both ranges of soil depths observed. The proposed model tended to slightly underestimate the measured saturated hydraulic conductivity ( $K_{s\_meas}$ ) as implied from the negative value of mean difference (MD). The scattering pattern of data which was well supported by the small value of root mean square error (RMSE) and relative root mean square error (rRMSE), however, suggested a small deviation of the  $K_{s\_ADR}$  from the  $K_{s\_meas}$ . Thus, the proposed model was considered sufficient for characterizing  $\rho_{b\_ADR}$  dependencies of  $K_{s\_ADR}$ . Effectiveness and practical merit of the  $\rho_{b\_ADR}$  prediction rather than the conventional direct measurement of  $\rho_b$ , in particular, might promote a certain advantage for smoother fitting parameters.

**Keywords:** amplitude domain reflectometry (ADR) probe, dry bulk density, non-similar media concept (NSMC), pedo-transfer function, saturated hydraulic conductivity.

**Citation:** Wijaya, K., P. H. Kuncoro, T. Nishimura, and B. I. Setiawan. 2020. Assessing saturated hydraulic conductivity from the dielectrically-predicted dry bulk density. *Agricultural Engineering International: CIGR Journal*, 22(3): 43-50.

## 1 Introduction

Saturated hydraulic conductivity ( $K_s$ ) is of the main importance of the dynamic status of water in soil (Hillel, 1998). The value of  $K_s$  can be used to characterize soil surface runoff, drainage, solute transports, percolation, and runoff (Nishimura et al., 1993; Arya et al., 1998; Malone et

al., 2003; Wijaya et al., 2010). Those are determinant for the effectiveness of water and nutrient uptake by plant roots on which the plant growth and yield depend (Kirkham, 2005).

Unfortunately, the measurement of  $K_s$  is often found laborious, time consuming, and expensive (Libardi et al., 1980). To deal with this problem, pedotransfer functions for predicting  $K_s$  have been extensively expanded by employing the more easily measured soil physical properties: water content (Libardi et al., 1980), effective porosity (Ahuja et al., 1989), moisture retention (Messing,

**Received date:** 2019-06-10 **Accepted date:** 2019-11-02

\*Corresponding author: Krissandi Wijaya, Faculty of Agriculture, Jenderal Soedirman University, Jl. Dr. Soeparno No. 61, Karangwangkal, Purwokerto 53123, Central Java, Indonesia. Tel: +62-281-638791. Email: krissandi.wijaya@unsoed.ac.id.

1989), air permeability (Loll et al., 1999), and texture (Julia et al., 2004).

In particular, Kozeny-Carman equation (Kozeny, 1927; Carman, 1937) has been able to describe the dry bulk density ( $\rho_b$ ) dependencies of  $K_s$ , and using the similar media concept (SMC) of Miller and Miller (1956), this dependency has been further clarified by Campbell (1985). Miyazaki (1996), on the other hand, has proposed a non-similar media concept (NSMC) for exploring the  $\rho_b$  dependencies of  $K_s$ , and the result was better than these two preceding models. This NSMC model is applicable to the wide range of soil structure: dispersed to aggregated soils (Miyazaki, 1996), helpful for scaling usage (Zhuang et al., 2000), and yet reliable for compact subsoil (Nakano and Miyazaki, 2005).

About the soil  $\rho_b$ , it is one of the most frequently used parameters for describing the physical properties of soil. The direct measurement, however, is yet laborious and time consuming likewise, and thus, is unfavorable for vast area. Wijaya et al. (2003) have proposed the use of dielectrically-predicted dry bulk density ( $\rho_{b-ADR}$ ) instead. The  $\rho_{b-ADR}$  was assessed from the value of dielectrically-predicted volumetric water content ( $\theta_{ADR}$ ) using an amplitude domain reflectometry (ADR) probe. The model has been found to be applicable for the either of upland and wetland soils (Wijaya et al., 2004; Wijaya and Kuncoro, 2008).

Despite the effectiveness and practical merit of  $\rho_{b-ADR}$  prediction, the  $\rho_{b-ADR}$  dependencies of  $K_s$  has yet been paid less attention. Thus, a model for predicting  $K_s$  using  $\rho_{b-ADR}$  has been proposed in this study after a slight modification on the previously available NSMC model.

## 2 Materials and methods

### 2.1 Land preparation

A plot 7.5 m  $\times$  7.5 m of Andisol (Table 1) located at the Experimental Field of Jenderal Soedirman University – Indonesia (7°14'53"S, 109°56'24"E) was selected as a research site. The plot was imaginary divided into 25 rectangles 1.5 m  $\times$  1.5 m of which each corner was taken as

the point of field measurement and soil sampling (Figure 1). Thus, there were 36 points in total available. Such plot design was performed within a purpose to endorse the study about spatial variability of the data of interest, which will be presented in another paper. The field, in particular, has been followed for years, but annually plowed and harrowed twice for maintenance.

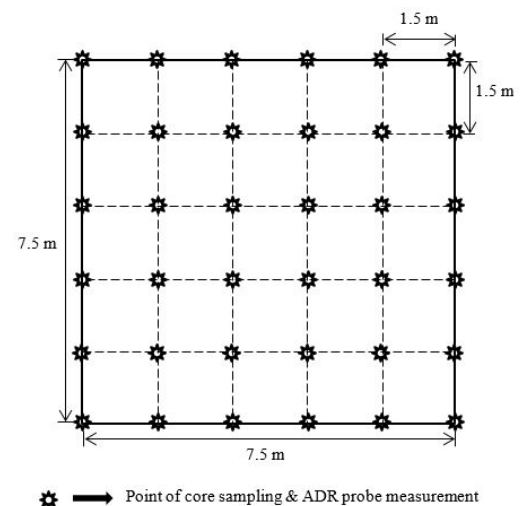


Figure 1 Field schematic diagram of the sampling and measurement points

Table 1 Physical properties of the soil

Parameter (unit)	Value
Texture (%): <i>Loam</i>	
Sand	37.4
Silt	48.2
Clay	14.4
Organic carbon content, C-org (%)	9.4
Particle density, $\rho_s$ (g cm <sup>-3</sup> )	2.47
Dry bulk density, $\rho_b$ (g cm <sup>-3</sup> )	0.650
Total density, $\rho_t$ (g cm <sup>-3</sup> )	0.964
Water content at field capacity, $FC$ (cm <sup>3</sup> cm <sup>-3</sup> )	0.81
Water content at permanent wilting point, $PWP$ (cm <sup>3</sup> cm <sup>-3</sup> )	0.21

### 2.2 Calibration of ADR probe used

A set of ADR probes that latterly used for field measurement was preliminary calibrated using disturbed samples taken from 0-15 and 15-30 cm soil depths of the targeted field. The samples were mixed and repacked into three acrylic cylinders (11 cm in diameter and 8 cm height) for three levels of soil mass wetness,  $w$  (0.30 – 0.80 g g<sup>-1</sup>) and five levels of total density,  $\rho_t$  (0.70 – 1.20 g cm<sup>-3</sup>). Determination of soil dielectric constant ( $\nu$ ) was performed



by perpendicularly embedding sensor rods of the ADR probe into the targeted sample repacked (Figure 2). This measurement took about 15 seconds for a stable data reading, and has been conducted for three replications of each acrylic cylinder.

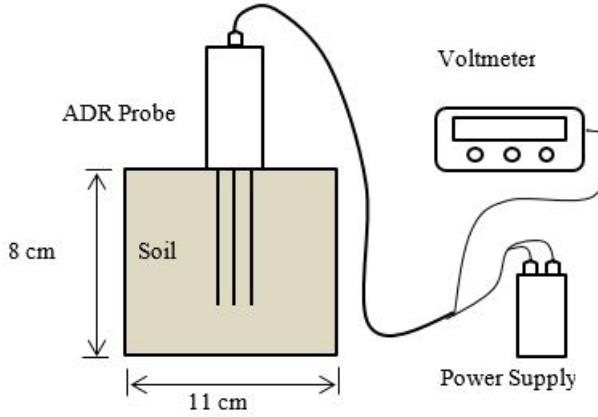


Figure 2 Schematic diagram of the ADR probe calibration

A slight amount of samples, namely about 20 g of each, were taken out of the one third-upper, middle, and lower parts of the acrylic cylinder. These samples were weighed to determine  $\rho_b$ , and then oven-dried at 105°C for 24 hours to determine  $w$ , by which the value of  $\rho_b$  could be calculated from. The data of  $w$  and  $\rho_b$  were then used to determine the value of volumetric water content ( $\theta$ ) related. Finally, the data of  $\theta$  and  $v$  were plotted and fitted using least-square method (Figure 3) to obtain the model for predicting  $\theta$  namely  $\theta_{ADR}$  from the data of  $v$  observed:

$$\theta_{ADR} = 2.5582v^3 - 4.7527v^2 + 3.2659v - 0.3970 \quad (1)$$

Where:  $\theta_{ADR}$  is dielectrically predicted  $\theta$  ( $\text{cm}^3 \text{ cm}^{-3}$ ), and  $v$  is dielectric constant data (volt).

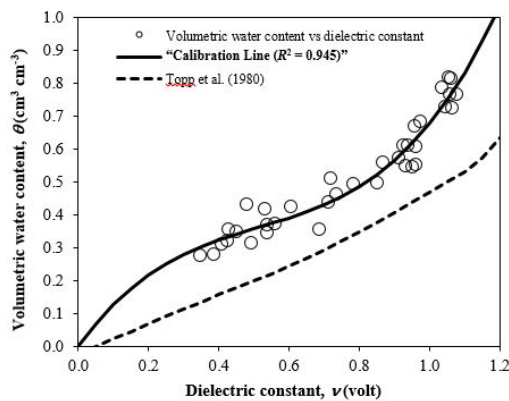


Figure 3 Relationship between volumetric water content,  $\theta$  ( $\text{cm}^3 \text{ cm}^{-3}$ ) and dielectric constant,  $v$  (volt) after the calibration of ADR probe conducted

### 2.3 Soil sampling and measurement

The calibrated ADR probe was applied to the targeted measurement point (Figure 1) for data collection of the soil dielectric constant. This measurement was conducted at 0-15 and 15-30 cm soil depths for three replications. Thus, total number of the data collected was 216 of which 108 data were obtained from the each depth. By recalling Equation 1, the data were then employed to determine the related  $\theta_{ADR}$  as in Wijaya et al. (2003, 2004).

After the measurement, undisturbed soil sample was taken using 100  $\text{cm}^3$  core sampler (5 cm in diameter and 5 cm height) for the same number of replicates and a range of soil depth nearby. The sample was weighed to determine  $\rho_t$  and then water saturated for  $K_s$  measurement using the falling head method. Finally, the sample was oven-dried at 105°C for 24 hours to determine the value of  $w$  and  $\rho_b$ , by which the value of  $\theta$  related could be calculated from.

### 2.4 Model development

Previously available NSMC model for predicting  $K_s$  (Miyazaki, 1996) may be written as:

$$K_s = K_{s0} \left[ \frac{\left( \frac{\tau \rho_s}{\rho_b} \right)^{\frac{1}{3}} - 1}{\left( \frac{\tau \rho_s}{\rho_{b0}} \right)^{\frac{1}{3}} - 1} \right]^2 \quad (2)$$

Where:  $K_s$  is predicted saturated hydraulic conductivity ( $\text{cm s}^{-1}$ ),  $K_{s0}$  is saturated hydraulic conductivity of the sample reference ( $\text{cm s}^{-1}$ ),  $\tau$  is shape factor of the solid phase ( $\rho_b/\rho_s < \tau \leq 1$ ),  $\rho_s$  is particle density of the sample reference ( $\text{g cm}^{-3}$ ),  $\rho_b$  is dry bulk density of the soil sample examined ( $\text{g cm}^{-3}$ ), and  $\rho_{b0}$  is dry bulk density of the sample reference ( $\text{g cm}^{-3}$ ).

Meanwhile, the value of  $\rho_{b-ADR}$  could be determined from  $\rho_t$  and  $\theta_{ADR}$  (Wijaya et al., 2003, 2004):

$$\rho_{b-ADR} = \rho_t - (\theta_{ADR} \rho_w) \quad (3)$$

Where:  $\rho_{b-ADR}$  is dielectrically-predicted dry bulk density ( $\text{g cm}^{-3}$ ),  $\rho_t$  is the total density ( $\text{g cm}^{-3}$ ),  $\theta_{ADR}$  is

dielectrically-predicted volumetric water content ( $\text{cm}^3 \text{ cm}^{-3}$ ), and  $\rho_w$  is the water density ( $1 \text{ g cm}^{-3}$ ).

By substituting  $\rho_b$  in the Equation 2 with  $\rho_{b-ADR}$  in Equation 3, a new model for predicting  $K_s$  may take shape as:

$$K_{s-ADR} = K_{s0} \left[ \frac{\left( \frac{\tau \rho_s}{\rho_{b-ADR}} \right)^{\frac{1}{3}} - 1}{\left( \frac{\tau \rho_s}{\rho_{b0}} \right)^{\frac{1}{3}} - 1} \right]^2 \quad (4)$$

Where:  $K_{s-ADR}$  is dielectrically-predicted saturated hydraulic conductivity ( $\text{cm s}^{-1}$ ). For the sake of simplicity, we suggested to call this new proposed model as “Dielectric NSMC” in order to distinguish it from the previously available NSMC model.

## 2.5 Model validation

All those dielectrically-predicted parameters  $\theta_{ADR}$ ,  $\rho_{b-ADR}$ , and  $K_{s-ADR}$  were validated using the measured  $\theta$ ,  $\rho_b$ , and  $K_s$ , respectively. The analysis was performed upon the value of mean difference (MD), root mean square error (RMSE), relative root mean square error (rRMSE), and deviation times (DT):

$$MD = \frac{1}{n} \sum_{i=1}^n (PV_i - MV_i) \quad (5)$$

$$RMSE = \sqrt{\frac{1}{n} \sum_{i=1}^n (PV_i - MV_i)^2} \quad (6)$$

$$rRMSE = RMSE \frac{100}{MV} \quad (7)$$

$$\log_{10} DT = \sqrt{\frac{1}{n} \sum_{i=1}^n \left[ \log_{10} \left( \frac{K_{s-ADR}}{K_s} \right) \right]^2} \quad (8)$$

Where: PV is the value of dielectrically predicted parameters ( $\text{cm}^3 \text{ cm}^{-3}$ ,  $\text{g cm}^{-3}$ , or  $\text{cm s}^{-1}$ ), MV is the value of measured parameters ( $\text{cm}^3 \text{ cm}^{-3}$ ,  $\text{g cm}^{-3}$ , or  $\text{cm s}^{-1}$ ),  $MV$  is the mean of measured parameters ( $\text{cm}^3 \text{ cm}^{-3}$ ,  $\text{g cm}^{-3}$ , or  $\text{cm s}^{-1}$ ), and  $n$  is the sample number.

## 3 Results and discussion

### 3.1 Dielectrically-predicted volumetric water content ( $\theta_{ADR}$ )

As shown in Figure 4, there was a tendency for the  $\theta_{ADR}$  predicted to slightly overestimate the  $\theta_{meas}$  measured. This result was also implied from the positive value of mean difference (MD) as 0.033 and 0.053 for the both soil depths observed 0-15 and 15-30 cm, respectively (Table 2). The small values of RMSE and rRMSE for these depths, however, suggested a small deviation of the  $\theta_{ADR}$  from the  $\theta_{meas}$ , and this was also revealed from the scattering pattern of the data with regard to the 1:1 line in Figure 4. These results, in general, suggested that there was a fairly good agreement between the  $\theta_{ADR}$  and  $\theta_{meas}$ , in line with the result of Wijaya et al. (2003, 2004, 2010).

If we took a look closer to the soil depths, in particular, 15-30 cm depth resulted a slightly higher value of RMSE and rRMSE, rather than the 0-15 cm depth (Figure 4), which implied a bit more discrepancy between the  $\theta_{ADR}$  and  $\theta_{meas}$  at this former depth. This result was ascribed to the remaining earthworm furrows or dense layer of this untilled 15-30 cm depth, which may in turn affect the volume of soil macro-pores of the soil pores (McColl et al., 1982; Hillel, 1998; Malone et al., 2003; Domingues et al., 2018; Wijaya et al., 2019), and thus, alter the soil  $\theta$  as well (Horn et al., 2014; Iiyama and Hirai, 2014). As the  $\theta_{ADR}$  tended to slightly overestimate  $\theta_{meas}$ , it was due to the remaining dense layer to be more dominant than the remaining earthworm furrows, of which the less volume of macro-pores resulted the less value of  $\theta_{meas}$ .

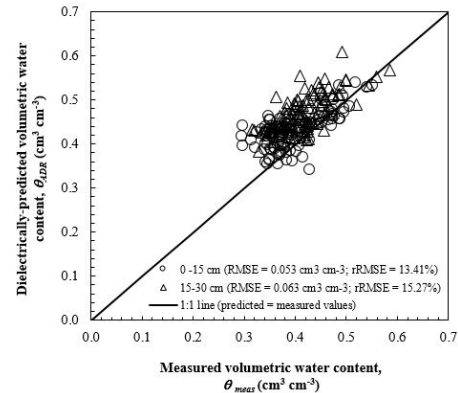


Figure 4 Dielectrically-predicted ( $\theta_{ADR}$ ) vs. measured ( $\theta_{meas}$ ) volumetric water content

**Table 2 Statistical values for the degree of coincidence between dielectrically-predicted and measured data**

Parameter (unit)	Soil depth (cm)	Sample number (n)	MD	RMSE	rRMSE (%)	DT (times)
$\theta$ (cm <sup>3</sup> cm <sup>-3</sup> )	0 – 15	108	0.033	0.053	13.41	NA
	15 – 30	108	0.053	0.063	15.27	NA
$\rho_b$ (g cm <sup>-3</sup> )	0 – 15	108	-0.033	0.053	8.90	NA
	15 – 30	108	-0.053	0.064	10.27	NA
$K_s$ (cm s <sup>-1</sup> )	0 – 15	108	-0.00157	0.011	38.11	1.50
	15 – 30	108	-0.00035	0.009	52.84	1.73

### 3.2 Dielectrically-predicted dry bulk density ( $\rho_{b\_ADR}$ )

There was a tendency for the predicted  $\rho_{b\_ADR}$  to slightly underestimate the measured  $\rho_{b\_meas}$  (Figure 5), and this was in line with the negative value of MD as -0.033 and -0.053 for the depth of 0-15 and 15-30 cm, respectively (Table 2). This result, however, was conversely to the case of  $\theta_{ADR}$  to  $\theta_{meas}$  shown in Figure 4. In fact, the soil dry bulk density ( $\rho_b$ ) has a negative correlation with the total soil porosity (e.g. Etana et al., 2013; Kuncoro et al., 2014; Domingues et al., 2018), and thus, with the soil volumetric water content ( $\theta$ ) as well.

Except for the value of  $\rho_{b\_meas}$  less than 0.47 g cm<sup>-3</sup>, the scattering pattern of the data with regard to the 1:1 line in Figure 5 implies a relatively small deviation of the  $\rho_{b\_ADR}$  from the  $\rho_{b\_meas}$ , which was further explained by the small value of RMSE and rRMSE for the both depths observed. This result, in general, implied that there was a fairly good agreement between the  $\rho_{b\_ADR}$  and  $\rho_{b\_meas}$ , and this was in a good agreement with the finding of Wijaya et al. (2003, 2004, 2010).

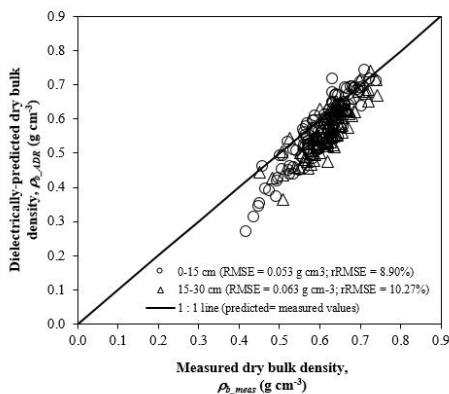


Figure 5 Dielectrically-predicted ( $\rho_{b\_ADR}$ ) vs. measured ( $\rho_{b\_meas}$ ) dry bulk density

In particular, a slightly higher value of RMSE and rRMSE for the depth of 15-30 cm than the depth of 0-15 cm (Figure 5) implied a bit more discrepancy between  $\rho_{b\_ADR}$  and  $\rho_{b\_meas}$  for the former depth. Likewise, this result was thought to be ascribed to the remaining earthworm furrows or the development of dense layers of this untilled 15-30 cm depth (McColl et al., 1982; Hillel, 1998; Malone et al., 2003; Kuncoro et al., 2014; Domingues et al., 2018; Wijaya et al., 2019). As the  $\rho_{b\_ADR}$  tended to slightly underestimate  $\rho_{b\_meas}$ , more dominant remaining dense layer than the earthworm furrows was the reason for the higher value of  $\rho_{b\_meas}$ .

### 3.3 Dielectrically-predicted saturated hydraulic conductivity ( $K_{s\_ADR}$ ) from the “Dielectric NSMC” model developed

The developed “Dielectric NSMC”, followed by the NSMC model from Miyazaki (1996), could describe  $K_{s\_ADR}$  with regard to the  $\rho_{b\_ADR}$  better than the two other models Kozeny-Carman (Carman, 1937; Campbell, 1985) for the both ranges of soil depth observed (Figure 6). This result was thought to be ascribed to the fitting parameter, namely a shape factor of solid phase ( $\tau$ ) (Table 3) considered in the both “Dielectric NSMC” and NSMC models after Miyazaki (1996).

Further comparing between the “Dielectric NSMC” and NSMC models, the former could characterize  $\rho_{b\_ADR}$  dependencies of  $K_{s\_ADR}$  better than the latter (Figure 6) regardless of their same value in  $\tau$  (Table 3). This difference was more related to the two other fitting parameters  $K_{s0}$  and  $\rho_{b0}$ . The value of  $K_{s0}$  in this study was found to be higher than that of Miyazaki (1996), but this was conversely for the case of  $\rho_{b0}$  (Table 3). This result

suggests that special care should be given when specifying  $K_{s0}$  and  $\rho_{b0}$  since these values might be site specific and soil type dependent.

Adding to this, the number of  $\rho_b$  data of interest used for determining those fitting parameters might also be a point of concern: 108 data of predicted  $\rho_{b\_ADR}$  in this study, but 18 measured  $\rho_b$  of repacked disturbed-samples in Miyazaki (1996). It seems that the larger number of  $\rho_b$  data used for, the smoother fitting parameters will be resulted. In this manner, therefore, the effectiveness and practical merit of  $\rho_b$  prediction using ADR probe proposed in this study provide a certain advantage compared to the conventional direct measurement of  $\rho_b$ .

**Table 3 Fitted parameters for the  $K_s$  prediction**

Soil depth (cm)	Sample number ( <i>n</i> )	Dielectric NSMC model developed			NSMC model (Miyazaki, 1996)		
		$K_{s0}$ (cm s <sup>-1</sup> )	$\rho_{b0}$ (g cm <sup>-3</sup> )	$\tau$	$K_{s0}$ (cm s <sup>-1</sup> )	$\rho_{b0}$ (g cm <sup>-3</sup> )	$\tau$
0 – 15	108	0.0653	0.306	0.96	0.0535	0.404	0.96
15 – 30	108	0.0412	0.294	0.96	0.0383	0.354	0.96

Considering about the soil depths, on the other hand,  $K_{s\_ADR}$  of 15-30 cm depth was found a bit more scattered than that of 0-15 cm depth, especially for the higher  $\rho_{b\_ADR}$  namely more than 0.62 g cm<sup>-3</sup> (Figure 6). This result was in line with the aforementioned higher discrepancy of the  $\theta_{ADR}$  and  $\rho_{b\_ADR}$  for this depth of interest (Figure 4 and Figure 5, respectively). This was related to the variety in soil macropores volume due to the remaining earthworm furrows or dense layer of this untilled 15-30 cm depth (McColl et al., 1982; Hillel, 1998; Ahuja et al., 1989; Arya et al., 1998; Horn et al., 2014; Domingues et al., 2018; Wijaya et al., 2019).

### 3.4 Dielectrically-predicted ( $K_{s\_ADR}$ ) vs. measured ( $K_{s\_meas}$ ) saturated hydraulic conductivity

There was a tendency for the  $K_{s\_ADR}$  to slightly underestimate  $K_{s\_meas}$  (Figure 7), similar to the case of the aforementioned  $\rho_{b\_ADR}$  to  $\rho_{b\_meas}$  (Figure 5). This result was further supported by the negative value of MD as -0.00157 and -0.00035 for the both depths observed 0-15 and 15-30 cm, respectively (Table 2). Nevertheless, the small values of RMSE and rRMSE for these depths (Table 2) indicated a

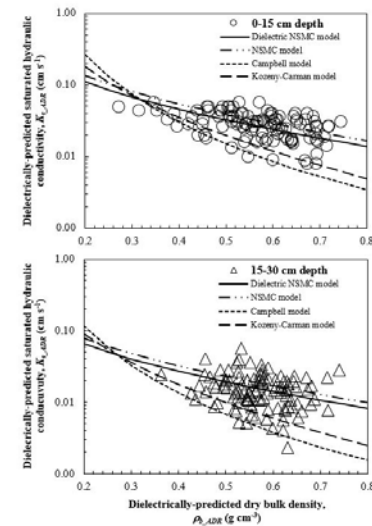


Figure 6 Dielectrically-predicted saturated hydraulic conductivity ( $K_{s\_ADR}$ ) vs. dielectrically-predicted dry bulk density ( $\rho_{b\_ADR}$ )

small deviation of the  $K_{s\_ADR}$  from the  $K_{s\_meas}$ . This was in accordance with the scattering pattern of the data with regard to the 1:1 line in Figure 7 except for the  $K_{s\_meas}$  data less than 0.004 cm s<sup>-1</sup> of 15-30 cm depth. This result, in general, suggested that there was a fairly good agreement between the  $K_{s\_ADR}$  and  $K_{s\_meas}$ . Thus, the developed “Dielectric NSMC” model was considerably sufficient for predicting  $K_s$  upon the Andisol soil observed in this study.

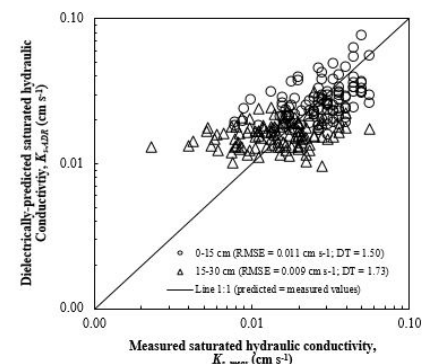


Figure 7 Dielectrically-predicted ( $K_{s\_ADR}$ ) vs. measured ( $K_{s\_meas}$ ) saturated hydraulic conductivity.

Comparing between the two 0-15 and 15-30 cm depths observed, the latter tended to result more scattered data of  $K_{s\_ADR}$  with regard to  $K_{s\_meas}$  than the former, regardless of

the lower RMSE value of the latter (Figure 7). This discrepancy might be explained by the higher values of rRMSE and DT of the latter than that of the former (Table 2). In addition, the latter tended to result lower  $K_{s\_ADR}$  than the former for a certain  $\rho_{b\_ADR}$  given as shown in Figure 6. This result, however, was different from the finding of Nakano and Miyazaki (2005) that  $K_s$  of untilled subsoil was well related with its  $\rho_b$  by the NSMC model and always higher than the  $K_s$  of tilled topsoil.

The difference was probably related to the type of soil observed: Eutric Fluvisol in Nakano and Miyazaki (2005), but Andisol in this study. Further, site specific characteristics of the soil structure might also be a point of concern. Nakano and Miyazaki (2005) have assumed that untilled subsoil tends to be compacted without serious changes in micromorphology of soil pores, while we thought about changes in the volume of macro-pores due to the remaining earthworm furrows or dense layer of this untilled 15-30 cm depth (McColl et al., 1982; Hillel, 1998; Malone et al., 2003; Wijaya et al., 2010; Etana et al., 2013; Domingues et al., 2018; Wijaya et al., 2019).

## 4 Conclusion

Predicted dry bulk density ( $\rho_{b\_ADR}$ ) using ADR probe has been employed to predict saturated hydraulic conductivity ( $K_{s\_ADR}$ ) after a slight modification on the previously available NSMC model. The proposed “Dielectric NSMC” model could describe  $\rho_{b\_ADR}$  dependencies of  $K_{s\_ADR}$  better than the other proceeding models for both ranges 0-15 and 15-30 cm of soil depths observed. This proposed model tended to slightly underestimate the measured saturated hydraulic conductivity ( $K_{s\_meas}$ ) as implied from the negative value of MD. The scattering pattern of data which was well supported by the small value of RMSE and rRMSE, however, suggested a small deviation of the  $K_{s\_ADR}$  from the  $K_{s\_meas}$ . In general, therefore, the proposed model was considerably sufficient for characterizing  $\rho_{b\_ADR}$  dependencies of  $K_{s\_ADR}$ .

## Acknowledgement

This study was partly supported by the Directorate General for Higher Education of The Ministry of Research, Technology, and Higher Education of Indonesia. The authors are grateful to Dr. Tetsuya Araki for the very valuable discussion and constructive suggestion. Further, the authors acknowledged Dr. Ardiansyah for the inspiring idea during the data collection.

## References

- Ahuja, L. R., D. K. Cassel, R. R. Bruce, and B. B. Barnes. 1989. Evaluation of spatial distribution of hydraulic conductivity using effective porosity data. *Soil Science*, 148(6): 404-411.
- Arya, L. M., T. S. Dierolf, A. Sofyan, I. Widjaja-Adhi, and M. T. Van-Genuchten. 1998. Field measurement of the saturated hydraulic conductivity of a macroporous soil with unstable subsoil structure. *Soil Science*, 163(11): 841-852.
- Campbell, G. S. 1985. *Soil Physics with Basic: Transport Model for Soil-Plant Systems*. Amsterdam: Elsevier.
- Carman, P. C. 1937. Fluid flow through granular beds. *Transaction of the Institution of Chemical Engineers*, 15: 150-166.
- Domingues, R., A. B. Pereira, L. F. Pires, L. M. Schiebelbein, E. A. Barbosa, and A. C. Auler. 2018. Beans cultivation and water regime on soil physical attributes. *Agricultural Engineering International: CIGR Journal*, 20(3): 13-23.
- Etana, A., M. Larsbo, T. Keller, J. Arvidsson, P. Schjønning, J. Forkman, and N. Jarvis. 2013. Persistent subsoil compaction and its effects on preferential flow patterns in a loamy till soil. *Geoderma*, 192: 430-436.
- Hillel, D. 1998. *Environmental Soil Physics*. San Diego: Academic Press.
- Horn, R., X. Peng, H. Fleige, and J. Dörner. 2014. Pore rigidity in structured soils—only a theoretical boundary condition for hydraulic properties? *Soil Science and Plant Nutrition*, 60(1): 3-14.
- Iiyama, I., and T. Hirai. 2014. Subsoil water available in suction and poor in amount under continuous grassland use. *Soil Science and Plant Nutrition*, 60(4): 439-447.
- Julia, M. F., T. E. Monreal, A. S. C. Jimenez, and E. G. Melendez. 2004. Constructing a saturated hydraulic conductivity map of Spain using pedotransfer function and spatial prediction. *Geoderma*, 123: 257-277.
- Kirkham, M. B. 2005. *Principles of Soil and Plant Water Relations*. Boston: Elsevier Academic Press.

- Kozeny, J. 1927. *Soil Permeability*. Sitzungsber Akad. Wiss, Wien, 136(2a): 271.
- Kuncoro, P. H., K. Koga, N. Satta, and Y. Muto. 2014. A study on the effect of compaction on transport properties of soil gas and water I: Relative gas diffusivity, air permeability, and saturated hydraulic conductivity. *Soil and Tillage Research*, 143: 172-179.
- Libardi, P. L., K. Reichardt, D. R. Nielsen, and J. W. Biggar. 1980. Simple field method for estimating soil hydraulic conductivity. *Soil Science Society of America Journal*, 44(1): 3-7.
- Loll, P., P. Moldrup, P. Schjønning, and H. Riley. 1999. Predicting saturated hydraulic conductivity from air permeability: Application in stochastic water infiltration modeling. *Water Resources Research*, 35(8): 2387-2400.
- Malone, R. W., S. Logson, M. J. Shipitalo, J. Weatherington-Rice, L. Ahuja, and L. Ma. 2003. Tillage effect on macroporosity and herbicide transport in percolate. *Geoderma*, 116(1-2): 191-215.
- McColl, H. P., P. B. S. Hart, and F. J. Cook. 1982. Influence of earthworms on some soil chemical and physical properties, and the growth of ryegrass on a soil after topsoil stripping—A pot experiment. *New Zealand Journal of Agricultural Research*, 25(2): 239-243.
- Messing, I. 1989. Estimation of the saturated hydraulic conductivity in clay soils from soil moisture retention data. *Soil Science Society of America Journal*, 53(3): 665-668.
- Miller, E. E., and R. D. Miller. 1956. Physical theory for capillary flow phenomena. *Journal of Applied Physics*, 27(4): 324-332.
- Miyazaki, T. 1996. Bulk density dependence of air entry suctions and saturated hydraulic conductivities of soils. *Soil Science*, 161(8): 484-490.
- Nakano, K., and T. Miyazaki. 2005. Predicting the saturated hydraulic conductivity of compacted subsoils using the non-similar media concept. *Soil and Tillage Research*, 84(2): 145-153.
- Nishimura, T., M. Nakano, and T. Miyazaki. 1993. Properties of surface crusts of an Andisol and their effects on soil hydrological processes. *Catena Supplements*, 24: 17-28.
- Wijaya, K., and P. H. Kuncoro. 2008. Application of dielectric constant method to predict spatial variability of soil permeability on potato field. *Jurnal Inovasi*, 1(2): 67-77 (in Indonesian with abstract in English).
- Wijaya, K., T. Nishimura, and M. Kato. 2003. Estimation of dry bulk density of soil using amplitude domain reflectometry probe. *Journal of the Japanese Society of Soil Physics*, 95: 63-73.
- Wijaya, K., T. Nishimura, M. Kato, and M. Nakagawa. 2004. Field estimation of soil dry bulk density using amplitude domain reflectometry data. *Journal of the Japanese Society Soil Physics*, 97: 3-12.
- Wijaya, K., T. Nishimura, B. I. Setiawan, and S. K. Saptomo. 2010. Spatial variability of soil hydraulic conductivity in paddy field in accordance to subsurface percolation. *Paddy and Water Environment*, 8(2): 113-120.
- Wijaya, K., P. H. Kuncoro, and P. Arsil. 2019. Dynamics of soil physical and chemical properties within horizontal ridges-organic fertilizer applied potato land. *IOP Conference Series: Earth Environmental Science*, 255: 012024.
- Zhuang, J., K. Nakayama, G. R. Yu, and T. Miyazaki. 2000. Scaling of saturated hydraulic conductivity: a comparison of models. *Soil Science*, 165(9): 718-727.



Krissandi Wijaya &lt;kwijaya77@gmail.com&gt;

---

**[CIGR Journal] Submission Acknowledgement**

---

**Prof. Zhao Fengmin** <cigrjournal@aliyun.com>  
To: Krissandi WIJAYA <kwijaya77@gmail.com>

Tue, Jun 11, 2019 at 11:06 AM

Dear Mr. Krissandi WIJAYA:

Thank you for submitting the manuscript, "Assessing saturated hydraulic conductivity from the dielectrically-predicted dry bulk density" to Agricultural Engineering International: CIGR Journal. With the online journal management system that we are using, you will be able to track its progress through the editorial process by logging in to the journal web site:

Manuscript URL:

<http://www.cigrjournal.org/index.php/Ejournal/author/submission/5813>

Username: kwijaya77

If you have any questions, please contact me. Thank you for considering this journal as a venue for your work.

Good luck!

Yours sincerely

Prof. Fengmin Zhao

Editor-in-Chief  
CIGR Journal

---

Prof. Zhao Fengmin  
Editor in Chief, CIGR Journal  
<http://journals.sfu.ca/cigr/index.php/Ejournal>



Krissandi Wijaya &lt;kwijaya77@gmail.com&gt;

---

**[CIGR Journal] Editor Decision**

---

**Prof. Zhao Fengmin** <cigrjournal@aliyun.com>

Sun, Nov 3, 2019 at 12:39 AM

Reply-To: "Section Editor Abd El-Rahman Abd El-Raouf Ahmed-PTPE, LWE, EEPP, IT" &lt;abdo\_aaaa2000@yahoo.com&gt;

To: Krissandi WIJAYA &lt;kwijaya77@gmail.com&gt;

Cc: Purwoko Hari Kuncoro &lt;kuncoro.hari@yahoo.com&gt;, Taku Nishimura &lt;takun@soil.en.a.u-tokyo.ac.jp&gt;, Budi Indra Setiawan &lt;budindra@ipb.ac.id&gt;

Krissandi WIJAYA:

We have reached a decision regarding your submission to Agricultural Engineering International: CIGR Journal, "Assessing saturated hydraulic conductivity from the dielectrically-predicted dry bulk density".

Our decision is to: Accept Submission


Section Editor Abd El-Rahman Abd El-Raouf Ahmed-PTPE, LWE, EEPP, IT  
Agricultural Engineering Research Institute  
Phone 002-0100-4314922  
[abdo\\_aaaa2000@yahoo.com](mailto:abdo_aaaa2000@yahoo.com)

Abd El-Rahman Ahmed

---

Prof. Zhao Fengmin  
Editor in Chief, CIGR Journal  
<http://journals.sfu.ca/cigr/index.php/Ejournal>

---

 **5813-23353-1-RV=edit1.docx**  
369K





Krissandi Wijaya &lt;kwijaya77@gmail.com&gt;

---

**[CIGR Journal] Proofreading Request (Author)**

---

**Prof. Zhao Fengmin** <cigrjournal@aliyun.com>

Sun, Nov 3, 2019 at 12:46 AM

Reply-To: "Section Editor Abd El-Rahman Abd El-Raouf Ahmed-PTPE, LWE, EEPP, IT" &lt;abdo\_aaaa2000@yahoo.com&gt;

To: Krissandi WIJAYA &lt;kwijaya77@gmail.com&gt;

Cc: "Abd El-Rahman Ahmed-PTPE, LWE, EEPP, IT" &lt;abdo\_aaaa2000@yahoo.com&gt;

Krissandi WIJAYA:

Your submission "Assessing saturated hydraulic conductivity from the dielectrically-predicted dry bulk density" to Agricultural Engineering International: CIGR Journal now needs to be proofread by following these steps.

1. Click on the Submission URL below.
2. Log into the journal and view PROOFING INSTRUCTIONS
3. Click on VIEW PROOF in Layout and proof the galley in the one or more formats used.
4. Enter corrections (typographical and format) in Proofreading Corrections.
5. Save and email corrections to Layout Editor and Proofreader.
6. Send the COMPLETE email to the editor.

Submission URL:

<https://cigrjournal.org/index.php/Ejournal/author/submissionEditing/5813>

Username: kwijaya77

Section Editor Abd El-Rahman Abd El-Raouf Ahmed-PTPE, LWE, EEPP, IT  
Agricultural Engineering Research Institute  
Phone 002-0100-4314922  
[abdo\\_aaaa2000@yahoo.com](mailto:abdo_aaaa2000@yahoo.com)  
Abd El-Rahman Ahmed

---

Prof. Zhao Fengmin  
Editor in Chief, CIGR Journal  
<http://journals.sfu.ca/cigr/index.php/Ejournal>



Krissandi Wijaya <kwijaya77@gmail.com>

---

## Inquiry for the confirmation of the [CIGR Journal] "Assessing saturated hydraulic conductivity from the dielectrically-predicted dry bulk density"

5 messages

---

Krissandi Wijaya <kwijaya77@gmail.com>

Thu, Jun 25, 2020 at 7:24 AM

To: "Prof. Abd El-Rahman Ahmed" <abdo\_aaaa2000@yahoo.com>, "Prof. Zhao Fengmin"

<zhaofengmin@caams.org.cn>, Prof Zhao Fengmin <cigrjournal@aliyun.com>

Cc: "Prof. Budi" <budindra@apps.ipb.ac.id>

Bcc: Krissandi Wijaya <krissandi.wijaya@unsoed.ac.id>

Dear Prof. Abd El-Rahman Ahmed  
Section Editor of CIGR Intl. Journal

Dear Prof. Zhao Fengmin  
Editor of CIGR Intl. Journal  
(Cc: Prof. Budi Indra)

Good morning Sir,  
Hope your everything is doing well, as usual.

I would like to have the current information (progress) on our submitted paper entitled "**Assessing saturated hydraulic conductivity from the dielectrically-predicted dry bulk density**" to CIGR Intl. Journal (**Paper ID: 5813**; Section: LWE; 1st submission: June 10, 2019). According to the CIGR On-Line System (Website), since November 2, 2019, the status of the paper has been "IN EDITING" still, although we have revised some parts of the manuscript based on the reviewer/editor comments and then re-submitted the revised one to the CIGR on November 12, 2019.

It would be our great appreciation if we are able to have your confirmation on the above matter soon.

Thank you very much, and we apologize for any inconveniences.

Sincerely yours,  
Krissandi Wijaya

=====

Home Office:

- Head of Agricultural Engineering Study Program (Sep 2016 ~ )

- Lab. of Bio-Environment & Control Engineering [Ph.D., Lecturer & Researcher]

Faculty of Agriculture, Jenderal Soedirman University (UNSOED)

Jl. dr. Soeparno Kampus Karangwangkal PO BOX 125 Purwokerto 53123, Indonesia

Tel./Fax. +62-281-638791, E-mail: [krissandi.wijaya@unsoed.ac.id](mailto:krissandi.wijaya@unsoed.ac.id); [kwijaya77@gmail.com](mailto:kwijaya77@gmail.com); [kwijaya77@yahoo.com](mailto:kwijaya77@yahoo.com);

Homepage: <http://kwijaya.yolasite.com/>; <http://tep-unsoed.tech/>; <http://tep.faperta.unsoed.ac.id/>

---

cigrjournal@aliyun.com <cigrjournal@aliyun.com>

Thu, Jun 25, 2020 at 7:25 AM

To: kwijaya77@gmail.com

Dear,  
Your email is received and we'll handle it soon.

Best regards,  
CIGR Journal

---

Krissandi Wijaya <kwijaya77@gmail.com>

Thu, Jun 25, 2020 at 5:55 PM

To: Prof Zhao Fengmin <cigrjournal@aliyun.com>

Dear Prof. Zhao Fengmin,

Thank you very much for your prompt response.

Sincerely yours,  
Krissandi WIJAYA  
[Quoted text hidden]

---

**cigrjournal** <cigrjournal@aliyun.com>  
Reply-To: cigrjournal <cigrjournal@aliyun.com>  
To: Krissandi Wijaya <kwijaya77@gmail.com>

Thu, Jun 25, 2020 at 8:19 PM

Dear author

It will be published in Vol 22, issue 4. Pls wait patiently.

Best Regards

Prof. Fengmin Zhao  
Editor-in-Chief of CIGR Journal  
No.1 Beishatan, Deshengmen Wai, Beijing 100083, China  
Tel: +86-10-64880301  
Email: [cigrjournal@aliyun.com](mailto:cigrjournal@aliyun.com)

---

Sender:Krissandi Wijaya <[kwijaya77@gmail.com](mailto:kwijaya77@gmail.com)>  
Sent At:2020 Jun. 25 (Thu.) 08:25  
Recipient:Abd El- Rahman AHMED <[abdo\\_aaaa2000@yahoo.com](mailto:abdo_aaaa2000@yahoo.com)>; Prof. Zhao Fengmin  
<[zhaofengmin@caams.org.cn](mailto:zhaofengmin@caams.org.cn)>; Prof Zhao Fengmin <[cigrjournal@aliyun.com](mailto:cigrjournal@aliyun.com)>  
Cc:Prof. Budi <[budindra@apps.ipb.ac.id](mailto:budindra@apps.ipb.ac.id)>  
Subject:Inquiry for the confirmation of the [CIGR Journal] "Assessing saturated hydraulic conductivity  
from the dielectrically-predicted dry bulk density"  
[Quoted text hidden]

---

**abdo body** <[abdo\\_aaaa2000@yahoo.com](mailto:abdo_aaaa2000@yahoo.com)>  
To: Krissandi Wijaya <kwijaya77@gmail.com>

Fri, Jun 26, 2020 at 9:08 PM

Dear Author  
Your manuscript has accept to publish in 2-11-2019  
So. you have to ask Chief In Editor for 2 things:  
1- Accept letter  
2- Which Volume and issue will publish your paper  
Wishes  
Prof. Abd El-Rahman Ahmed

[Quoted text hidden]



Krissandi Wijaya <kwijaya77@gmail.com>

---

## [CIGR Journal] Assessing saturated hydraulic conductivity from the dielectrically-predicted dry bulk density

3 messages

---

Prof. Zhao Fengmin <cigrjournal@aliyun.com>

Fri, Jun 26, 2020 at 10:33 AM

Reply-To: Fengmin Zhao <cigrjournal@aliyun.com>

To: Krissandi WIJAYA <kwijaya77@gmail.com>, Purwoko Hari Kuncoro <kuncoro.hari@yahoo.com>, Taku Nishimura <takun@soil.en.a.u-tokyo.ac.jp>, Budi Indra Setiawan <budindra@ipb.ac.id>

Dear authors,

Your submission #5813 is about to do copyediting.

I would greatly appreciate if you could inform me whether you have published your manuscript in any other journals.

Pls respond as you receive the email. If you don't respond in 5 days, we will regard it as automatic abandonment.

Best regards

Editor-in-Chief<br />

CIGR Journal<br />

---

Prof. Zhao Fengmin

Editor in Chief, CIGR Journal

<http://journals.sfu.ca/cigr/index.php/Ejournal>

---

Krissandi Wijaya <kwijaya77@gmail.com>

Sat, Jun 27, 2020 at 12:41 AM

To: Fengmin Zhao <cigrjournal@aliyun.com>

Dear Prof. Zhao Fengmin,

Thank you very much for your email.

I would like to confirm that our submitted manuscript ( #5813) is the original paper and has not yet been published in any other journals.

Sincerely yours,

Krissandi Wijaya

[Quoted text hidden]

--

Krissandi Wijaya (\*KSW)

=====

Home Office:

- Head of Agricultural Engineering Study Program (Sep 2016 ~ )

- Lab. of Bio-Environment & Control Engineering [Ph.D., Lecturer & Researcher]

Faculty of Agriculture, Jenderal Soedirman University (UNSOED)

Jl. dr. Soeparno Kampus Karangwangkal PO BOX 125 Purwokerto 53123, Indonesia

Tel./Fax. +62-281-638791, E-mail: [krissandi.wijaya@unsoed.ac.id](mailto:krissandi.wijaya@unsoed.ac.id); [kwijaya77@gmail.com](mailto:kwijaya77@gmail.com); [kwijaya77@yahoo.com](mailto:kwijaya77@yahoo.com);

Homepage: <http://kwijaya.yolasite.com/>; <http://tep-unsoed.tech/>; <http://tep.faperta.unsoed.ac.id/>

---

cigrjournal@aliyun.com <cigrjournal@aliyun.com>

Sat, Jun 27, 2020 at 12:41 AM

To: kwijaya77@gmail.com

Dear,  
Your email is received and we'll handle it soon.

Best regards,  
CIGR Journal



Krissandi Wijaya &lt;kwijaya77@gmail.com&gt;

---

**[CIGR Journal] Please proof your paper 5813**

3 messages

**cigrjournal** <cigrjournal@aliyun.com>

Wed, Jul 22, 2020 at 8:59 AM

Reply-To: cigrjournal &lt;cigrjournal@aliyun.com&gt;

To: Krissandi Wijaya &lt;kwijaya77@gmail.com&gt;

Dear authors,

Please respond as you receive the e-mail.

I attach the final copyedited version to this mail for your final proofreading, please make the necessary modification based on the editors' comments, suggestions and send it back to me at [cigrjournal@aliyun.com](mailto:cigrjournal@aliyun.com) in 5 days as the paper needs to do layout editing based on your proofread version.

Prof. Fengmin Zhao

Editor-in-Chief of CIGR Journal

No.1 Beishatan, Deshengmen Wai, Beijing 100083, China

Tel: +86-10-64880301

Email: [cigrjournal@aliyun.com](mailto:cigrjournal@aliyun.com)-----  
Sender:Krissandi Wijaya <[kwijaya77@gmail.com](mailto:kwijaya77@gmail.com)>

Sent At:2020 Jun. 27 (Sat.) 01:41

Recipient:Fengmin Zhao <[cigrjournal@aliyun.com](mailto:cigrjournal@aliyun.com)>

Subject:Re: [CIGR Journal] Assessing saturated hydraulic conductivity from the dielectrically-predicted dry bulk density

Dear Prof. Zhao Fengmin,

Thank you very much for your email.

I would like to confirm that our submitted manuscript ( #5813) is the original paper and has not yet been published in any other journals.

Sincerely yours,  
Krissandi Wijaya

On Fri, Jun 26, 2020 at 10:33 AM Prof. Zhao Fengmin <[cigrjournal@aliyun.com](mailto:cigrjournal@aliyun.com)> wrote:

Dear authors,

Your submission #5813 is about to do copyediting.

I would greatly appreciate if you could inform me whether you have published your manuscript in any other journals.

Pls respond as you receive the email. If you don't respond in 5 days, we will regard it as automatic abandonment.

Best regards

Editor-in-Chief<br />  
CIGR Journal<br />

---

Prof. Zhao Fengmin

Editor in Chief, CIGR Journal  
<http://journals.sfu.ca/cigr/index.php/Ejournal>

--

Krissandi Wijaya (\*KSW)

=====

Home Office:

- Head of Agricultural Engineering Study Program (Sep 2016 ~ )  
- Lab. of Bio-Environment & Control Engineering [Ph.D., Lecturer & Researcher]  
Faculty of Agriculture, Jenderal Soedirman University (UNSOED)  
Jl. dr. Soeparno Kampus Karangwangkal PO BOX 125 Purwokerto 53123, Indonesia  
Tel./Fax. +62-281-638791, E-mail: [krissandi.wijaya@unsoed.ac.id](mailto:krissandi.wijaya@unsoed.ac.id); [kwijaya77@gmail.com](mailto:kwijaya77@gmail.com); [kwijaya77@yahoo.com](mailto:kwijaya77@yahoo.com);  
Homepage: <http://kwijaya.yolasite.com/>; <http://tep-unsoed.tech/>; <http://tep.faperta.unsoed.ac.id/>



**6--5813-24975-1-CE-ZKH20200704-ht-2-20200712.docx**

370K

---

**Krissandi Wijaya** <[kwijaya77@gmail.com](mailto:kwijaya77@gmail.com)>  
To: [cigrjournal](mailto:cigrjournal@aliyun.com) <[cigrjournal@aliyun.com](mailto:cigrjournal@aliyun.com)>  
Cc: Krissandi Wijaya <[krissandi.wijaya@unsoed.ac.id](mailto:krissandi.wijaya@unsoed.ac.id)>

Sat, Jul 25, 2020 at 10:14 PM

Dear Prof. Fengmin Zhao,

Thank you very much for your email.

I have checked the final copyedited version of my manuscript and made some revisions on it based on the editor's comments and suggestions (as attached in MS-WORD file).

Thank you very much.

Sincerely yours,  
Krissandi Wijaya

[Quoted text hidden]



**[proofread by Submitter]\_6--5813-24975-1-CE-ZKH20200704-ht-2-20200712.docx**

370K

---

**cigrjournal@aliyun.com** <[cigrjournal@aliyun.com](mailto:cigrjournal@aliyun.com)>  
To: [kwijaya77@gmail.com](mailto:kwijaya77@gmail.com)

Sat, Jul 25, 2020 at 10:50 PM

Dear,  
Your email is received and we'll handle it soon.

Best regards,  
CIGR Journal

# Krisandi-(3)\_Assessing saturated hydraulic conductivity from the dielectrically-predicted dry bulk density

*by* Krisandi Wijaya

---

**Submission date:** 02-Apr-2023 09:21PM (UTC+0700)

**Submission ID:** 2053458950

**File name:** ductivity\_from\_the\_dielectrically-predicted\_dry\_bulk\_density.pdf (532.77K)

**Word count:** 4519

**Character count:** 22874



# Assessing saturated hydraulic conductivity from the dielectrically-predicted dry bulk density

Krissandi Wijaya<sup>1\*</sup>, Purwoko Hari Kuncoro<sup>1</sup>, Taku Nishimura<sup>2</sup>, Budi Indra Setiawan<sup>3</sup>

1. Faculty of Agriculture, Jenderal Soedirman University, Jl. dr. Soeparno No. 61, Karangwangkal, Purwokerto 53123, Central Java, Indonesia;
2. Graduate School of Agricultural and Life Sciences, The University of Tokyo, Yayoi 1-1-1, Bunkyo-ku, Tokyo 113-8657, Japan;
3. Department of Civil and Environmental Engineering, Bogor Agricultural University, Kampus IPB Darmaga, Bogor 16680, West Java, Indonesia)

**Abstract:** Direct measurement of saturated hydraulic conductivity ( $K_s$ ) and dry bulk density ( $\rho_b$ ) is often laborious, time consuming, and expensive. Predicted dry bulk density ( $\rho_{b\_ADR}$ ) using amplitude domain reflectometry (ADR) probe has been employed to predict saturated hydraulic conductivity ( $K_{s\_ADR}$ ) after a slight modification on the previously available non-similar media concept (NSMC) model. All the predicted values were validated using the corresponding measured data of 108 undisturbed samples for each of 0-15 and 15-30 cm soil depths observed. The proposed “Dielectric NSMC” model could describe  $\rho_{b\_ADR}$  dependencies of  $K_{s\_ADR}$  better than the other proceeding models for both ranges of soil depths observed. The proposed model tended to slightly underestimate the measured saturated hydraulic conductivity ( $K_{s\_meas}$ ) as implied from the negative value of mean difference (MD). The scattering pattern of data which was well supported by the small value of root mean square error (RMSE) and relative root mean square error (rRMSE), however, suggested a small deviation of the  $K_{s\_ADR}$  from the  $K_{s\_meas}$ . Thus, the proposed model was considered sufficient for characterizing  $\rho_{b\_ADR}$  dependencies of  $K_{s\_ADR}$ . Effectiveness and practical merit of the  $\rho_{b\_ADR}$  prediction rather than the conventional direct measurement of  $\rho_b$ , in particular, might promote a certain advantage for smoother fitting parameters.

**Keywords:** amplitude domain reflectometry (ADR) probe, dry bulk density, non-similar media concept (NSMC), pedo-transfer function, saturated hydraulic conductivity.

**Citation:** Wijaya, K., P. H. Kuncoro, T. Nishimura, and B. I. Setiawan. 2020. Assessing saturated hydraulic conductivity from the dielectrically-predicted dry bulk density. *Agricultural Engineering International: CIGR Journal*, 22(3): 43-50.

## 1 Introduction

Saturated hydraulic conductivity ( $K_s$ ) is of the main importance of the dynamic status of water in soil (Hillel, 1998). The value of  $K_s$  can be used to characterize soil surface runoff, drainage, solute transports, percolation, and runoff (Nishimura et al., 1993; Arya et al., 1998; Malone et

al., 2003; Wijaya et al., 2010). Those are determinant for the effectiveness of water and nutrient uptake by plant roots on which the plant growth and yield depend (Kirkham, 2005).

Unfortunately, the measurement of  $K_s$  is often found laborious, time consuming, and expensive (Libardi et al., 1980). To deal with this problem, pedotransfer functions for predicting  $K_s$  have been extensively expanded by employing the more easily measured soil physical properties: water content (Libardi et al., 1980), effective porosity (Ahuja et al., 1989), moisture retention (Messing,

Received date: 2019-06-10 Accepted date: 2019-11-02

\*Corresponding author: Krissandi Wijaya, Faculty of Agriculture, Jenderal Soedirman University, Jl. Dr. Soeparno No. 61, Karangwangkal, Purwokerto 53123, Central Java, Indonesia. Tel: +62-281-638791. Email: [krissandi.wijaya@unsoed.ac.id](mailto:krissandi.wijaya@unsoed.ac.id).

1989), air permeability (Loll et al., 1999), and texture (Julia et al., 2004).

In particular, Kozeny-Carman equation (Kozeny, 1927; Carman, 1937) has been able to describe the dry bulk density ( $\rho_b$ ) dependencies of  $K_s$ , and using the similar media concept (SMC) of Miller and Miller (1956), this dependency has been further clarified by Campbell (1985). Miyazaki (1996), on the other hand, has proposed a non-similar media concept (NSMC) for exploring the  $\rho_b$  dependencies of  $K_s$ , and the result was better than these two preceding models. This NSMC model is applicable to the wide range of soil structure: dispersed to aggregated soils (Miyazaki, 1996), helpful for scaling usage (Zhuang et al., 2000), and yet reliable for compact subsoil (Nakano and Miyazaki, 2005).

About the soil  $\rho_b$ , it is one of the most frequently used parameters for describing the physical properties of soil. The direct measurement, however, is yet laborious and time consuming likewise, and thus, is unfavorable for vast area. Wijaya et al. (2003) have proposed the use of dielectrically-predicted dry bulk density ( $\rho_{b-ADR}$ ) instead. The  $\rho_{b-ADR}$  was assessed from the value of dielectrically-predicted volumetric water content ( $\theta_{ADR}$ ) using an amplitude domain reflectometry (ADR) probe. The model has been found to be applicable for the either of upland and wetland soils (Wijaya et al., 2004; Wijaya and Kuncoro, 2008).

Despite the effectiveness and practical merit of  $\rho_{b-ADR}$  prediction, the  $\rho_{b-ADR}$  dependencies of  $K_s$  has yet been paid less attention. Thus, a model for predicting  $K_s$  using  $\rho_{b-ADR}$  has been proposed in this study after a slight modification on the previously available NSMC model.

## 2 Materials and methods

### 2.1 Land preparation

A plot 7.5 m  $\times$  7.5 m of Andisol (Table 1) located at the Experimental Field of Jenderal Soedirman University – Indonesia (7°14'53"S, 109°56'24"E) was selected as a research site. The plot was imaginary divided into 25 rectangles 1.5 m  $\times$  1.5 m of which each corner was taken as

the point of field measurement and soil sampling (Figure 1). Thus, there were 36 points in total available. Such plot design was performed within a purpose to endorse the study about spatial variability of the data of interest, which will be presented in another paper. The field, in particular, has been followed for years, but annually plowed and harrowed twice for maintenance.

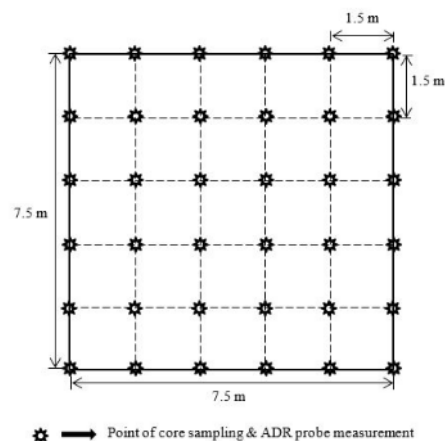


Figure 1 Field schematic diagram of the sampling and measurement points

Table 1 Physical properties of the soil

Parameter (unit)	Value
Texture (%): Loam	
Sand	37.4
Silt	48.2
Clay	14.4
Organic carbon content, C-org (%)	9.4
Particle density, $\rho_s$ (g cm <sup>-3</sup> )	2.47
Dry bulk density, $\rho_b$ (g cm <sup>-3</sup> )	0.650
Total density, $\rho_t$ (g cm <sup>-3</sup> )	0.964
Water content at field capacity, $FC$ (cm <sup>3</sup> cm <sup>-3</sup> )	0.81
Water content at permanent wilting point, $PWP$ (cm <sup>3</sup> cm <sup>-3</sup> )	0.21

### 2.2 Calibration of ADR probe used

A set of ADR probes that latterly used for field measurement was preliminary calibrated using disturbed samples taken from 0-15 and 15-30 cm soil depths of the targeted field. The samples were mixed and repacked into three acrylic cylinders (11 cm in diameter and 8 cm height) for three levels of soil mass wetness,  $w$  (0.30 – 0.80 g g<sup>-1</sup>) and five levels of total density,  $\rho_t$  (0.70 – 1.20 g cm<sup>-3</sup>). Determination of soil dielectric constant ( $\epsilon$ ) was performed

by perpendicularly embedding sensor rods of the ADR probe into the targeted sample repacked (Figure 2). This measurement took about 15 seconds for a stable data reading, and has been conducted for three replications of each acrylic cylinder.

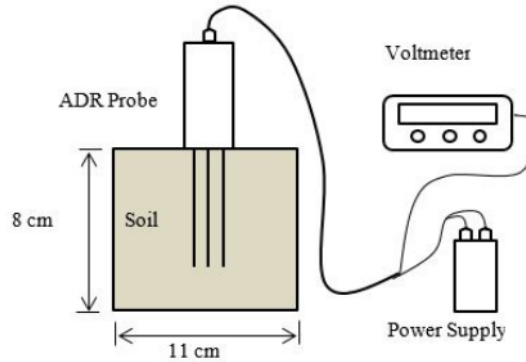


Figure 2 Schematic diagram of the ADR probe calibration

A slight amount of samples, namely about 20 g of each, were taken out of the one third-upper, middle, and lower parts of the acrylic cylinder. These samples were weighed to determine  $\rho_t$ , and then oven-dried at 105°C for 24 hours to determine  $w$ , by which the value of  $\rho_b$  could be calculated from. The data of  $w$  and  $\rho_b$  were then used to determine the value of volumetric water content ( $\theta$ ) related. Finally, the data of  $\theta$  and  $v$  were plotted and fitted using least-square method (Figure 3) to obtain the model for predicting  $\theta$  namely  $\theta_{ADR}$  from the data of  $v$  observed:

$$\theta_{ADR} = 2.5582v^3 - 4.7527v^2 + 3.2659v - 0.3970 \quad (1)$$

Where:  $\theta_{ADR}$  is dielectrically predicted  $\theta$  ( $\text{cm}^3 \text{ cm}^{-3}$ ), and  $v$  is dielectric constant data (volt).

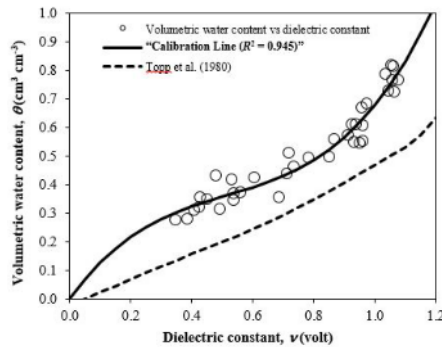


Figure 3 Relationship between volumetric water content,  $\theta$  ( $\text{cm}^3 \text{ cm}^{-3}$ ) and dielectric constant,  $v$  (volt) after the calibration of ADR probe conducted

### 2.3 Soil sampling and measurement

The calibrated ADR probe was applied to the targeted measurement point (Figure 1) for data collection of the soil dielectric constant. This measurement was conducted at 0-15 and 15-30 cm soil depths for three replications. Thus, total number of the data collected was 216 of which 108 data were obtained from the each depth. By recalling Equation 1, the data were then employed to determine the related  $\theta_{ADR}$  as in Wijaya et al. (2003, 2004).

After the measurement, undisturbed soil sample was taken using 100  $\text{cm}^3$  core sampler (5 cm in diameter and 5 cm height) for the same number of replicates and a range of soil depth nearby. The sample was weighed to determine  $\rho_t$  and then water saturated for  $K_s$  measurement using the falling head method. Finally, the sample was oven-dried at 105°C for 24 hours to determine the value of  $w$  and  $\rho_b$ , by which the value of  $\theta$  related could be calculated from.

### 2.4 Model development

Previously available NSMC model for predicting  $K_s$  (Miyazaki, 1996) may be written as:

$$K_s = K_{s0} \left[ \frac{\left( \frac{\tau \rho_s}{\rho_b} \right)^{\frac{1}{3}} - 1}{\left( \frac{\tau \rho_s}{\rho_{b0}} \right)^{\frac{1}{3}} - 1} \right]^2 \quad (2)$$

Where:  $K_s$  is predicted saturated hydraulic conductivity ( $\text{cm s}^{-1}$ ),  $K_{s0}$  is saturated hydraulic conductivity of the sample reference ( $\text{cm s}^{-1}$ ),  $\tau$  is shape factor of the solid phase ( $\rho_b/\rho_s < \tau \leq 1$ ),  $\rho_s$  is particle density of the sample reference ( $\text{g cm}^{-3}$ ),  $\rho_b$  is dry bulk density of the soil sample examined ( $\text{g cm}^{-3}$ ), and  $\rho_{b0}$  is dry bulk density of the sample reference ( $\text{g cm}^{-3}$ ).

Meanwhile, the value of  $\rho_{b-ADR}$  could be determined from  $\rho_t$  and  $\theta_{ADR}$  (Wijaya et al., 2003, 2004):

$$\rho_{b-ADR} = \rho_t - (\theta_{ADR} \rho_w) \quad (3)$$

Where:  $\rho_{b-ADR}$  is dielectrically-predicted dry bulk density ( $\text{g cm}^{-3}$ ),  $\rho_t$  is the total density ( $\text{g cm}^{-3}$ ),  $\theta_{ADR}$  is

dielectrically-predicted volumetric water content ( $\text{cm}^3 \text{cm}^{-3}$ ), and  $\rho_w$  is the water density ( $1 \text{ g cm}^{-3}$ ).

By substituting  $\rho_b$  in the Equation 2 with  $\rho_{b-ADR}$  in Equation 3, a new model for predicting  $K_s$  may take shape as:

$$K_{s-ADR} = K_{s0} \left[ \frac{\left( \frac{\tau \rho_s}{\rho_{b-ADR}} \right)^{\frac{1}{3}} - 1}{\left( \frac{\tau \rho_s}{\rho_{b0}} \right)^{\frac{1}{3}} - 1} \right]^2 \quad (4)$$

Where:  $K_{s-ADR}$  is dielectrically-predicted saturated hydraulic conductivity ( $\text{cm s}^{-1}$ ). For the sake of simplicity, we suggested to call this new proposed model as “Dielectric NSMC” in order to distinguish it from the previously available NSMC model.

## 2.5 Model validation

All those dielectrically-predicted parameters  $\theta_{ADR}$ ,  $\rho_{b-ADR}$ , and  $K_{s-ADR}$  were validated using the measured  $\theta$ ,  $\rho_b$ , and  $K_s$ , respectively. The analysis was performed upon the value of mean difference (MD), root mean square error (RMSE), relative root mean square error (rRMSE), and deviation times (DT):

$$MD = \frac{1}{n} \sum_{i=1}^n (PV_i - MV_i) \quad (5)$$

$$RMSE = \sqrt{\frac{1}{n} \sum_{i=1}^n (PV_i - MV_i)^2} \quad (6)$$

$$rRMSE = RMSE \frac{100}{MV} \quad (7)$$

$$\log_{10} DT = \sqrt{\frac{1}{n} \sum_{i=1}^n \left[ \log_{10} \left( \frac{K_{s-ADR}}{K_s} \right) \right]^2} \quad (8)$$

Where: PV is the value of dielectrically predicted parameters ( $\text{cm}^3 \text{cm}^{-3}$ ,  $\text{g cm}^{-3}$ , or  $\text{cm s}^{-1}$ ), MV is the value of measured parameters ( $\text{cm}^3 \text{cm}^{-3}$ ,  $\text{g cm}^{-3}$ , or  $\text{cm s}^{-1}$ ),  $MV$  is the mean of measured parameters ( $\text{cm}^3 \text{cm}^{-3}$ ,  $\text{g cm}^{-3}$ , or  $\text{cm s}^{-1}$ ), and  $n$  is the sample number.

## 3 Results and discussion

### 3.1 Dielectrically-predicted volumetric water content ( $\theta_{ADR}$ )

As shown in Figure 4, there was a tendency for the  $\theta_{ADR}$  predicted to slightly overestimate the  $\theta_{meas}$  measured. This result was also implied from the positive value of mean difference (MD) as 0.033 and 0.053 for the both soil depths observed 0-15 and 15-30 cm, respectively (Table 2). The small values of RMSE and rRMSE for these depths, however, suggested a small deviation of the  $\theta_{ADR}$  from the  $\theta_{meas}$ , and this was also revealed from the scattering pattern of the data with regard to the 1:1 line in Figure 4. These results, in general, suggested that there was a fairly good agreement between the  $\theta_{ADR}$  and  $\theta_{meas}$ , in line with the result of Wijaya et al. (2003, 2004, 2010).

If we took a look closer to the soil depths, in particular, 15-30 cm depth resulted a slightly higher value of RMSE and rRMSE, rather than the 0-15 cm depth (Figure 4), which implied a bit more discrepancy between the  $\theta_{ADR}$  and  $\theta_{meas}$  at this former depth. This result was ascribed to the remaining earthworm furrows or dense layer of this untilled 15-30 cm depth, which may in turn affect the volume of soil macro-pores of the soil pores (McColl et al., 1982; Hillel, 1998; Malone et al., 2003; Domingues et al., 2018; Wijaya et al., 2019), and thus, alter the soil  $\theta$  as well (Horn et al., 2014; Iiyama and Hirai, 2014). As the  $\theta_{ADR}$  tended to slightly overestimate  $\theta_{meas}$ , it was due to the remaining dense layer to be more dominant than the remaining earthworm furrows, of which the less volume of macro-pores resulted the less value of  $\theta_{meas}$ .

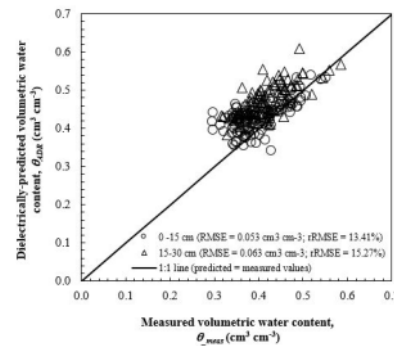


Figure 4 Dielectrically-predicted ( $\theta_{ADR}$ ) vs. measured ( $\theta_{meas}$ ) volumetric water content



**Table 2 Statistical values for the degree of coincidence between dielectrically-predicted and measured data**

Parameter (unit)	Soil depth (cm)	Sample number (n)	MD	RMSE	rRMSE (%)	DT (times)
$\theta$ (cm <sup>3</sup> cm <sup>-3</sup> )	0 – 15	108	0.033	0.053	13.41	NA
	15 – 30	108	0.053	0.063	15.27	NA
$\rho_b$ (g cm <sup>-3</sup> )	0 – 15	108	-0.033	0.053	8.90	NA
	15 – 30	108	-0.053	0.064	10.27	NA
$K_s$ (cm s <sup>-1</sup> )	0 – 15	108	-0.00157	0.011	38.11	1.50
	15 – 30	108	-0.00035	0.009	52.84	1.73

### 3.2 Dielectrically-predicted dry bulk density ( $\rho_{b\_ADR}$ )

There was a tendency for the predicted  $\rho_{b\_ADR}$  to slightly underestimate the measured  $\rho_{b\_meas}$  (Figure 5), and this was in line with the negative value of MD as -0.033 and -0.053 for the depth of 0-15 and 15-30 cm, respectively (Table 2). This result, however, was conversely to the case of  $\theta_{ADR}$  to  $\theta_{meas}$  shown in Figure 4. In fact, the soil dry bulk density ( $\rho_b$ ) has a negative correlation with the total soil porosity (e.g. Etana et al., 2013; Kuncoro et al., 2014; Domingues et al., 2018), and thus, with the soil volumetric water content ( $\theta$ ) as well.

Except for the value of  $\rho_{b\_meas}$  less than 0.47 g cm<sup>-3</sup>, the scattering pattern of the data with regard to the 1:1 line in Figure 5 implies a relatively small deviation of the  $\rho_{b\_ADR}$  from the  $\rho_{b\_meas}$ , which was further explained by the small value of RMSE and rRMSE for the both depths observed. This result, in general, implied that there was a fairly good agreement between the  $\rho_{b\_ADR}$  and  $\rho_{b\_meas}$ , and this was in a good agreement with the finding of Wijaya et al. (2003, 2004, 2010).

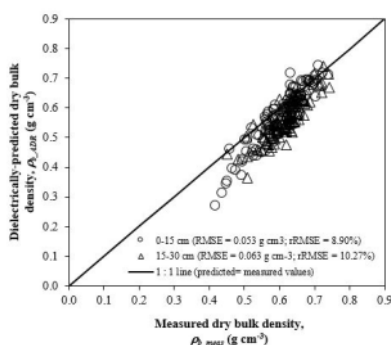


Figure 5 Dielectrically-predicted ( $\rho_{b\_ADR}$ ) vs. measured ( $\rho_{b\_meas}$ ) dry bulk density

In particular, a slightly higher value of RMSE and rRMSE for the depth of 15-30 cm than the depth of 0-15 cm (Figure 5) implied a bit more discrepancy between  $\rho_{b\_ADR}$  and  $\rho_{b\_meas}$  for the former depth. Likewise, this result was thought to be ascribed to the remaining earthworm furrows or the development of dense layers of this untilled 15-30 cm depth (McColl et al., 1982; Hillel, 1998; Malone et al., 2003; Kuncoro et al., 2014; Domingues et al., 2018; Wijaya et al., 2019). As the  $\rho_{b\_ADR}$  tended to slightly underestimate  $\rho_{b\_meas}$ , more dominant remaining dense layer than the earthworm furrows was the reason for the higher value of  $\rho_{b\_meas}$ .

### 3.3 Dielectrically-predicted saturated hydraulic conductivity ( $K_{s\_ADR}$ ) from the “Dielectric NSMC” model developed

The developed “Dielectric NSMC”, followed by the NSMC model from Miyazaki (1996), could describe  $K_{s\_ADR}$  with regard to the  $\rho_{b\_ADR}$  better than the two other models Kozeny-Carman (Carman, 1937; Campbell, 1985) for the both ranges of soil depth observed (Figure 6). This result was thought to be ascribed to the fitting parameter, namely a shape factor of solid phase ( $\tau$ ) (Table 3) considered in the both “Dielectric NSMC” and NSMC models after Miyazaki (1996).

Further comparing between the “Dielectric NSMC” and NSMC models, the former could characterize  $\rho_{b\_ADR}$  dependencies of  $K_{s\_ADR}$  better than the latter (Figure 6) regardless of their same value in  $\tau$  (Table 3). This difference was more related to the two other fitting parameters  $K_{s0}$  and  $\rho_{b0}$ . The value of  $K_{s0}$  in this study was found to be higher than that of Miyazaki (1996), but this was conversely for the case of  $\rho_{b0}$  (Table 3). This result

suggests that special care should be given when specifying  $K_{s0}$  and  $\rho_{b0}$  since these values might be site specific and soil type dependent.

Adding to this, the number of  $\rho_b$  data of interest used for determining those fitting parameters might also be a point of concern: 108 data of predicted  $\rho_{b\_ADR}$  in this study, but 18 measured  $\rho_b$  of repacked disturbed-samples in Miyazaki (1996). It seems that the larger number of  $\rho_b$  data used for, the smoother fitting parameters will be resulted. In this manner, therefore, the effectiveness and practical merit of  $\rho_b$  prediction using ADR probe proposed in this study provide a certain advantage compared to the conventional direct measurement of  $\rho_b$ .

**Table 3 Fitted parameters for the  $K_s$  prediction**

Soil depth (cm)	Sample number ( <i>n</i> )	Dielectric NSMC model developed			NSMC model (Miyazaki, 1996)		
		$K_{s0}$ (cm s <sup>-1</sup> )	$\rho_{b0}$ (g cm <sup>-3</sup> )	$\tau$	$K_{s0}$ (cm s <sup>-1</sup> )	$\rho_{b0}$ (g cm <sup>-3</sup> )	$\tau$
0–15	108	0.0653	0.306	0.96	0.0535	0.404	0.96
15–30	108	0.0412	0.294	0.96	0.0383	0.354	0.96

Considering about the soil depths, on the other hand,  $K_{s\_ADR}$  of 15-30 cm depth was found a bit more scattered than that of 0-15 cm depth, especially for the higher  $\rho_{b\_ADR}$  namely more than 0.62 g cm<sup>-3</sup> (Figure 6). This result was in line with the aforementioned higher discrepancy of the  $\theta_{ADR}$  and  $\rho_{b\_ADR}$  for this depth of interest (Figure 4 and Figure 5, respectively). This was related to the variety in soil macropores volume due to the remaining earthworm furrows or dense layer of this untilled 15-30 cm depth (McColl et al., 1982; Hillel, 1998; Ahuja et al., 1989; Arya et al., 1998; Horn et al., 2014; Domingues et al., 2018; Wijaya et al., 2019).

### 3.4 Dielectrically-predicted ( $K_{s\_ADR}$ ) vs. measured ( $K_{s\_meas}$ ) saturated hydraulic conductivity

There was a tendency for the  $K_{s\_ADR}$  to slightly underestimate  $K_{s\_meas}$  (Figure 7), similar to the case of the aforementioned  $\rho_{b\_ADR}$  to  $\rho_{b\_meas}$  (Figure 5). This result was further supported by the negative value of MD as -0.00157 and -0.00035 for the both depths observed 0-15 and 15-30 cm, respectively (Table 2). Nevertheless, the small values of RMSE and rRMSE for these depths (Table 2) indicated a

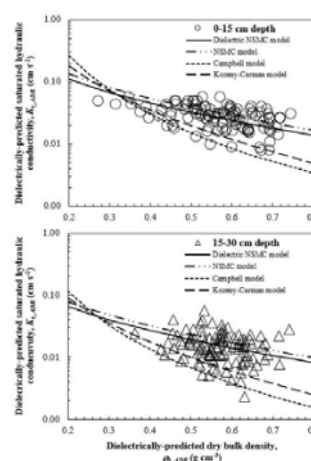


Figure 6 Dielectrically-predicted saturated hydraulic conductivity ( $K_{s\_ADR}$ ) vs. dielectrically-predicted dry bulk density ( $\rho_{b\_ADR}$ )

small deviation of the  $K_{s\_ADR}$  from the  $K_{s\_meas}$ . This was in accordance with the scattering pattern of the data with regard to the 1:1 line in Figure 7 except for the  $K_{s\_meas}$  data less than 0.004 cm s<sup>-1</sup> of 15-30 cm depth. This result, in general, suggested that there was a fairly good agreement between the  $K_{s\_ADR}$  and  $K_{s\_meas}$ . Thus, the developed “Dielectric NSMC” model was considerably sufficient for predicting  $K_s$  upon the Andisol soil observed in this study.

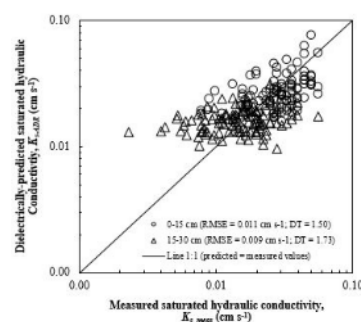


Figure 7 Dielectrically-predicted ( $K_{s\_ADR}$ ) vs. measured ( $K_{s\_meas}$ ) saturated hydraulic conductivity.

Comparing between the two 0-15 and 15-30 cm depths observed, the latter tended to result more scattered data of  $K_{s\_ADR}$  with regard to  $K_{s\_meas}$  than the former, regardless of

the lower RMSE value of the latter (Figure 7). This discrepancy might be explained by the higher values of rRMSE and DT of the latter than that of the former (Table 2). In addition, the latter tended to result lower  $K_{s\_ADR}$  than the former for a certain  $\rho_{b\_ADR}$  given as shown in Figure 6. This result, however, was different from the finding of Nakano and Miyazaki (2005) that  $K_s$  of untilled subsoil was well related with its  $\rho_b$  by the NSMC model and always higher than the  $K_s$  of tilled topsoil.

The difference was probably related to the type of soil observed: Eutric Fluvisol in Nakano and Miyazaki (2005), but Andisol in this study. Further, site specific characteristics of the soil structure might also be a point of concern. Nakano and Miyazaki (2005) have assumed that untilled subsoil tends to be compacted without serious changes in micromorphology of soil pores, while we thought about changes in the volume of macro-pores due to the remaining earthworm furrows or dense layer of this untilled 15-30 cm depth (McColl et al., 1982; Hillel, 1998; Malone et al., 2003; Wijaya et al., 2010; Etana et al., 2013; Domingues et al., 2018; Wijaya et al., 2019).

#### 4 Conclusion

Predicted dry bulk density ( $\rho_{b\_ADR}$ ) using ADR probe has been employed to predict saturated hydraulic conductivity ( $K_{s\_ADR}$ ) after a slight modification on the previously available NSMC model. The proposed "Dielectric NSMC" model could describe  $\rho_{b\_ADR}$  dependencies of  $K_{s\_ADR}$  better than the other proceeding models for both ranges 0-15 and 15-30 cm of soil depths observed. This proposed model tended to slightly underestimate the measured saturated hydraulic conductivity ( $K_{s\_meas}$ ) as implied from the negative value of MD. The scattering pattern of data which was well supported by the small value of RMSE and rRMSE, however, suggested a small deviation of the  $K_{s\_ADR}$  from the  $K_{s\_meas}$ . In general, therefore, the proposed model was considerably sufficient for characterizing  $\rho_{b\_ADR}$  dependencies of  $K_{s\_ADR}$ .

#### Acknowledgement

This study was partly supported by the Directorate General for Higher Education of The Ministry of Research, Technology, and Higher Education of Indonesia. The authors are grateful to Dr. Tetsuya Araki for the very valuable discussion and constructive suggestion. Further, the authors acknowledged Dr. Ardiansyah for the inspiring idea during the data collection.

#### References

- Ahuja, L. R., D. K. Cassel, R. R. Bruce, and B. B. Barnes. 1989. Evaluation of spatial distribution of hydraulic conductivity using effective porosity data. *Soil Science*, 148(6): 404-411.
- Arya, L. M., T. S. Dierolf, A. Sofyan, I. Widjaja-Adhi, and M. T. Van-Genuchten. 1998. Field measurement of the saturated hydraulic conductivity of a macroporous soil with unstable subsoil structure. *Soil Science*, 163(11): 841-852.
- Campbell, G. S. 1985. *Soil Physics with Basic: Transport Model for Soil-Plant Systems*. Amsterdam: Elsevier.
- Carman, P. C. 1937. Fluid flow through granular beds. *Transaction of the Institution of Chemical Engineers*, 15: 150-166.
- Domingues, R., A. B. Pereira, L. F. Pires, L. M. Schiebelbein, E. A. Barbosa, and A. C. Auler. 2018. Beans cultivation and water regime on soil physical attributes. *Agricultural Engineering International: CIGR Journal*, 20(3): 13-23.
- Etana, A., M. Larsbo, T. Keller, J. Arvidsson, P. Schjønning, J. Forkman, and N. Jarvis. 2013. Persistent subsoil compaction and its effects on preferential flow patterns in a loamy till soil. *Geoderma*, 192: 430-436.
- Hillel, D. 1998. *Environmental Soil Physics*. San Diego: Academic Press.
- Hom, R., X. Peng, H. Fleige, and J. Dörner. 2014. Pore rigidity in structured soils—only a theoretical boundary condition for hydraulic properties? *Soil Science and Plant Nutrition*, 60(1): 3-14.
- Iiyama, I., and T. Hirai. 2014. Subsoil water available in suction and poor in amount under continuous grassland use. *Soil Science and Plant Nutrition*, 60(4): 439-447.
- Julia, F., T. E. Monreal, A. S. C. Jimenez, and E. G. Melendez. 2004. Constructing a saturated hydraulic conductivity map of Spain using pedotransfer function and spatial prediction. *Geoderma*, 123: 257-277.
- Kirkham, M. B. 2005. *Principles of Soil and Plant Water Relations*. Boston: Elsevier Academic Press.

- Kozeny, J. 1927. *Soil Permeability*. Sitzungsber Akad. Wiss, Wien, 136(2a): 271.
- Kuncoro, P. H., K. Koga, N. Satta, and Y. Muto. 2014. A study on the effect of compaction on transport properties of soil gas and water I: Relative gas diffusivity, air permeability, and saturated hydraulic conductivity. *Soil and Tillage Research*, 143: 172-179.
- Libardi, P. L., K. Reichardt, D. R. Nielsen, and J. W. Biggar. 1980. Simple field method for estimating soil hydraulic conductivity. *Soil Science Society of America Journal*, 44(1): 3-7.
- Loll, P., P. Moldrup, P. Schjønning, and H. Riley. 1999. Predicting saturated hydraulic conductivity from air permeability: Application in stochastic water infiltration modeling. *Water Resources Research*, 35(8): 2387-2400.
- Malone, R. W., S. Logson, M. J. Shipitalo, J. Weatherington-Rice, L. Ahuja, and L. Ma. 2003. Tillage effect on macroporosity and herbicide transport in percolate. *Geoderma*, 116(1-2): 191-215.
- McColl, H. P., P. B. S. Hart, and F. J. Cook. 1982. Influence of earthworms on some soil chemical and physical properties, and the growth of ryegrass on a soil after topsoil stripping—A pot experiment. *New Zealand Journal of Agricultural Research*, 25(2): 239-243.
- Messing, I. 1989. Estimation of the saturated hydraulic conductivity in clay soils from soil moisture retention data. *Soil Science Society of America Journal*, 53(3): 665-668.
- Miller, E. E., and R. D. Miller. 1956. Physical theory for capillary flow phenomena. *Journal of Applied Physics*, 27(4): 324-332.
- Miyazaki, T. 1996. Bulk density dependence of air entry suctions and saturated hydraulic conductivities of soils. *Soil Science*, 161(8): 484-490.
- Nakano, K., and T. Miyazaki. 2005. Predicting the saturated hydraulic conductivity of compacted subsoils using the non-similar media concept. *Soil and Tillage Research*, 84(2): 145-153.
- Nishimura, T., M. Nakano, and T. Miyazaki. 1993. Properties of surface crusts of an Andisol and their effects on soil hydrological processes. *Catena Supplements*, 24: 17-28.
- Wijaya, K., and P. H. Kuncoro. 2008. Application of dielectric constant method to predict spatial variability of soil permeability on potato field. *Jurnal Inovasi*, 1(2): 67-77 (in Indonesian with abstract in English).
- Wijaya, K., T. Nishimura, and M. Kato. 2003. Estimation of dry bulk density of soil using amplitude domain reflectometry probe. *Journal of the Japanese Society of Soil Physics*, 95: 63-73.
- Wijaya, K., T. Nishimura, M. Kato, and M. Nakagawa. 2004. Field estimation of soil dry bulk density using amplitude domain reflectometry data. *Journal of the Japanese Society Soil Physics*, 97: 3-12.
- Wijaya, K., T. Nishimura, B. I. Setiawan, and S. K. Saptomo. 2010. Spatial variability of soil hydraulic conductivity in paddy field in accordance to subsurface percolation. *Paddy and Water Environment*, 8(2): 113-120.
- Wijaya, K., P. H. Kuncoro, and P. Arsil. 2019. Dynamics of soil physical and chemical properties within horizontal ridges-organic fertilizer applied potato land. *IOP Conference Series: Earth Environmental Science*, 255: 012024.
- Zhuang, J., K. Nakayama, G. R. Yu, and T. Miyazaki. 2000. Scaling of saturated hydraulic conductivity: a comparison of models. *Soil Science*, 165(9): 718-727.



# Krisandi-(3)\_Assessing saturated hydraulic conductivity from the dielectrically-predicted dry bulk density

ORIGINALITY REPORT

10%  
SIMILARITY INDEX

10%  
INTERNET SOURCES

9%  
PUBLICATIONS

3%  
STUDENT PAPERS

MATCHED SOURCE

1

link.springer.com  
Internet Source

2%

2%  
★ link.springer.com  
Internet Source

Exclude quotes    On  
Exclude bibliography    On

Exclude matches    < 1%