

E3S Web of Conferences

Volume 400 (2021)

E3S Web of Conferences

Proceedings



Commitee

Innovation and Reinforcement for Fisheries and Marine Sustainability in the Covid-19 Pandemic Era

Conference Committee

- Dr. Dyahruri Sanjayasari, M.Si (Jenderal Soedirman University, Indonesia)
- Dr. rer. nat. Hamdan Syakuri, S.Pi, M.Si (Jenderal Soedirman University, Indonesia)
- Dr. Maria Dyah Nur Meinita, S.Pi, M.Sc (Jenderal Soedirman University, Indonesia)
- Dr. Nuning Vita Hidayati, S.Pi, M.Si (Jenderal Soedirman University, Indonesia)
- Dr. Norman Arie Prayogo, S.Pi, M.Si (Jenderal Soedirman University, Indonesia)
- Dr. Amron, S.Pi, M.Si (Jenderal Soedirman University, Indonesia)
- Dr. Endang Hilmi, S.Hut, M.Si (Jenderal Soedirman University, Indonesia)
- Assc. Prof. Anulyakin Hasan Imlani (Mindanao State University Tawi-Tawi College of Technology and Oceanography, Philippines)
- Dr. Emily Joy Frost (Auckland University of Technology, New Zealand)
- Mrs. Sesilia Rani Samudra, S.Pi, M.Si (Jenderal Soedirman University, Indonesia)

[All issues](#) ▶ Volume 47 (2018)

[◀ Previous issue](#)

[Table of Contents](#)

[Next issue ▶](#)

Free Access to the whole issue

E3S Web of Conferences

Volume 47 (2018)

2nd Scientific Communication in Fisheries and Marine Sciences (SCiFiMaS 2018)

Purwokerto, Indonesia, May 7-9, 2018

N.A. Prayogo and A. Amron (Eds.)

Export the citation of the selected articles [Export](#)

[Select all](#)

[Open Access](#)

Statement of Peer review

Published online: 01 August 2018

PDF (41.2 KB)

- ▼ Aquatic Resources for National Food Security
 - ▼ Aquaculture
 - ▼ Biodiversity and Bioprospecting for Tropical Species
- ▼ Integrated Management of Coastal and Marine Areas and Conservation
 - ▼ Sea As the World's Climate Buffer
 - ▼ Social Economic Aspect of Fisheries
 - ▼ Coastal Community Empowerment

OK

By using this website, you agree that EDP Sciences may store web audience measurement cookies and, on some pages, cookies from social networks. [More information and setup](#)

Published online: 01 August 2018

DOI: <https://doi.org/10.1051/e3sconf/20184700001>

PDF (104.1 KB) | [NASA ADS Abstract Service](#)

☐ [Open Access](#)

Preface 00002

Norman Arie Prayogo

Published online: 01 August 2018

DOI: <https://doi.org/10.1051/e3sconf/20184700002>

PDF (101.2 KB) | [NASA ADS Abstract Service](#)

- Aquatic Resources for National Food Security

☐ [Open Access](#)

Chitosan Added as an Antimicrobial in Edible Film and Its Application to The Dodol of Seaweed (*Eucheuma cottonii* L.) 01001

Warkoyo, Noor Harini, David Hermawan and Yuliarie Wulandari

Published online: 01 August 2018

DOI: <https://doi.org/10.1051/e3sconf/20184701001>

PDF (330.8 KB) | [References](#) | [NASA ADS Abstract Service](#)

☐ [Open Access](#)

Antimicrobial coating on quality attributes of sausage during refrigerated storage 01002

R. Naufalin, R. Wicaksono, P. Arsil and M.F. Salman

Published online: 01 August 2018

DOI: <https://doi.org/10.1051/e3sconf/20184701002>

PDF (339.5 KB) | [References](#) | [NASA ADS Abstract Service](#)

- Aquaculture

☐ [Open Access](#)

Identification and Expression of vitellogenin gene in the Gouramy (*Osphronemus* ^{OK} *Gourammy*) under photoperiods manipulation 02001

Norman Arie Prayogo, Asrul Sahri Siregar, Purnama Sukardi, Dewi Nugrayani, Anandita Ekasanti and Riviani Yasumasa Bessho

Published online: 01 August 2018

DOI: <https://doi.org/10.1051/e3sconf/20184702001>

PDF (648.3 KB) | [References](#) | [NASA ADS Abstract Service](#)

By using this website, you agree that EDP Sciences may store web audience measurement cookies and, on some pages, cookies from social networks. [More information and setup](#)

BIOTILOC System 02002

Petrus Hary Tjahja Soedibya, Emyliana Listiowati, Taufik Budhi Pramono, Norman Arie Prayogo and R. Taufan Harisam

Published online: 01 August 2018

DOI: <https://doi.org/10.1051/e3sconf/20184702002>

PDF (385.4 KB) | [References](#) | [NASA ADS Abstract Service](#)

☐ [Open Access](#)

Rearing technology for climbing fish (*Anabas testudineus*) on different salinity 02003

Ani Widiyati, B.N. Asyiah, Tri Heru Prihadi and Dewi Puspaningsih

Published online: 01 August 2018

DOI: <https://doi.org/10.1051/e3sconf/20184702003>

PDF (235.4 KB) | [References](#) | [NASA ADS Abstract Service](#)

☐ [Open Access](#)

Potency of Different Seaweeds as Diets for Developing Abalone (*H. squamata*) Culture in Nusa Penida Island, Bali 02004

Tri Heru Prihadi, Rasidi, Idil Ardi, Ani Widiyati and Dwi Budi Wiyanto

Published online: 01 August 2018

DOI: <https://doi.org/10.1051/e3sconf/20184702004>

PDF (492.8 KB) | [References](#) | [NASA ADS Abstract Service](#)

☐ [Open Access](#)

Polyculture of Giant Freshwater Prawn, *Macrobrachium rosenbergii* and Nilem Carp, *Osteochilus hasselti* Cultured in Recirculation System Using Biofiltration 02005

Eri Setiadi and Imam Taufik

Published online: 01 August 2018

DOI: <https://doi.org/10.1051/e3sconf/20184702005>

PDF (452.7 KB) | [References](#) | [NASA ADS Abstract Service](#)

☐ [Open Access](#)

Water Quality, Survival, and Growth of Red Tilapia, *Oreochromis niloticus* Cultured In Aquaponics System 02006

Eri Setiadi, Yohana R. Widyastuti and Tri Heru Prihadi

Published online: 01 August 2018

DOI: <https://doi.org/10.1051/e3sconf/20184702006>

PDF (390.9 KB) | [References](#) | [NASA ADS Abstract Service](#)

OK

By using this website, you agree that EDP Sciences may store web audience measurement cookies and, on some pages, cookies from social networks. [More information and setup](#)

different stocking density to optimize production capacity: optimum temperature and salinity application 02007

Lies Setijaningsih, Dewi Puspaningsih and Imam Taufik

Published online: 01 August 2018

DOI: <https://doi.org/10.1051/e3sconf/20184702007>

PDF (358.2 KB) | [References](#) | [NASA ADS Abstract Service](#)

☐ [Open Access](#)

Preliminary Study of Heavy Metal (Zn, Pb, Cr, As, Cu, Cd) Contaminations on Different Soil Level from Post-Mining Bauxite Production for Aquaculture 02008

Risandi Dwirama Putra, Tri Apriadi, Ani Suryanti, Henky Irawan, Tengku Said Raja'I, Try Yulianto, Wiwin Kusuma Atmadja and Chandra Joei Koenawan

Published online: 01 August 2018

DOI: <https://doi.org/10.1051/e3sconf/20184702008>

PDF (704.0 KB) | [References](#) | [NASA ADS Abstract Service](#)

☐ [Open Access](#)

Nursery I: The effect of stocking density on the performance of glass eels, *Anguilla bicolor* in the biofloc system 02009

Purnama Sukardi, Norman Ari Prayogo, Tjahyo Winanto, Asrul Sahri Siregar and Taufan Harisam

Published online: 01 August 2018

DOI: <https://doi.org/10.1051/e3sconf/20184702009>

PDF (253.2 KB) | [References](#) | [NASA ADS Abstract Service](#)

- ***Biodiversity and Bioprospecting for Tropical Species***

☐ [Open Access](#)

Biodiversity of algae potentially HABS (Harmfull Algae Blooms) in reservoir Mrica, Banjarnegara 03001

Nuraina Andriyani, Arif Mahdiana, Rose Dewi, Yusuf Subagyo, Asrul sahri siregar, Teuku Junaidi and Taufan harisam

Published online: 01 August 2018

DOI: <https://doi.org/10.1051/e3sconf/20184703001>

PDF (456.1 KB) | [References](#) | [NASA ADS Abstract Service](#)

☐ [Open Access](#)

Effect of medium and light quality on pink pigment production of cyanobacteria *Oscillatoria* sp. BTCC/A0004 03002

Karseno, Kazuo Harada and Kazumasa Hirata

OK

☐ Open Access

Potential of sustainable and biological aspect of sting ray (*Dasyatis* sp.) as catch fisheries status overview in Java Sea 03003

Arif Mahdiana, Norman Arie Prayogo and Isdy Sulistyo

Published online: 01 August 2018

DOI: <https://doi.org/10.1051/e3sconf/20184703003>

PDF (337.6 KB) | [References](#) | [NASA ADS Abstract Service](#)

☐ Open Access

Species richness, abundance and vertical distribution of Copepods in Banda Sea, Indonesia 03004

Hanung Agus Mulyadi, Abdul Basit, Idha Yulia Ikhsani and Malik Sudin Abdul

Published online: 01 August 2018

DOI: <https://doi.org/10.1051/e3sconf/20184703004>

PDF (763.0 KB) | [References](#) | [NASA ADS Abstract Service](#)

☐ Open Access

Diversity and abundance of giant clams in Anambas Islands, Indonesia 03005

Syawaludin Alisyahbana Harahap, Yogi Yanuar and Yuwanda Ilham

Published online: 01 August 2018

DOI: <https://doi.org/10.1051/e3sconf/20184703005>

PDF (747.9 KB) | [References](#) | [NASA ADS Abstract Service](#)

☐ Open Access

Seaweed Species Composition, Abundance and Diversity in Drini and Kondang Merak Beach, Java 03006

Taufiq Ahmad Romdoni, Ajeng Ristiani, Maria Dyah Nur Meinita, Bintang Marhaeni and Setijanto

Published online: 01 August 2018

DOI: <https://doi.org/10.1051/e3sconf/20184703006>

PDF (916.7 KB) | [References](#) | [NASA ADS Abstract Service](#)

☐ Open Access

Spatio-Temporal Distribution of Chlorophyll-a Using Multitemporal Landsat Image and Ground Check in Segara Anakan Lagoon 03007

Rose Dewi, Muhammad Zainuri, Sutrisno Anggoro, Tjahjo Winanto and Hadi Endrawati

Published online: 01 August 2018

DOI: <https://doi.org/10.1051/e3sconf/20184703007>

By using this website, you agree that EDP Sciences may store web audience measurement cookies and, on some pages, cookies from social networks. [More information and setup](#)

~~Integrated Management of Coastal and Marine Areas and Conservation~~

☐ Open Access

Sublethal Toxicity Tests of Mercury (Hg) to Nilem Fish (*Osteochilus hasselti*) Gills Tissue Damage 04001

Asrul Sahri Siregar, Norman Arie Prayogo, Emyliana Listiowati, Mahendro Santoso, Indra Gumay Yudha and Tri Wahyuni Sholehah

Published online: 01 August 2018

DOI: <https://doi.org/10.1051/e3sconf/20184704001>

PDF (727 KB) | [References](#) | [NASA ADS Abstract Service](#)

☐ Open Access

Classification of shallow water seabed profile based on Landsat 8 imagery and in-situ data. Case study in Gili Matra Island Lombok, Indonesia 04002

Ratih Ayustina, Zahra Aulia, Haji Mustakin, Fiyesti Alam, Amron Amron, Doddy Yuwono, Triguardi Ahmad, Aldo Prayogo and Fitra Sari

Published online: 01 August 2018

DOI: <https://doi.org/10.1051/e3sconf/20184704002>

PDF (477.2 KB) | [References](#) | [NASA ADS Abstract Service](#)

☐ Open Access

Associated Of Coral Reef With Reef Fish In Northern And Southern Gili Air Island And Gili Trawangan Island Lombok 04003

Trisna Wahyu A P, Helmi Mubarak, Damar Lazuardy Rolian, Hanson Gerald Pardede, Prabowo, Dhananta Rizka Safitri, Kharisma Zunika Putri, Muhammad Iqbal Kenedi, Ainia Gita Tiara Shanti, Satria Nur Afrizal et al. (7 more)

Published online: 01 August 2018

DOI: <https://doi.org/10.1051/e3sconf/20184704003>

PDF (476.7 KB) | [References](#) | [NASA ADS Abstract Service](#)

☐ Open Access

The Effect in the Wastewater Treatment at Soybean Curd of Contact Time Modification of Artificial Wetland Using SSF by Using *Schoenoplectus corymbosus* to Improve Water Quality 04004

Arif Mahdiana, Asrul Sahri Siregar, C Sonny Januar and Norman Arie Prayogo

Published online: 01 August 2018

DOI: <https://doi.org/10.1051/e3sconf/20184704004>

PDF (353.8 KB) | [References](#) | [NASA ADS Abstract Service](#)

OK

By using this website, you agree that EDP Sciences may store web audience measurement cookies and, on some pages, cookies from social networks. [More information and setup](#)

nature reserve (sanr) cilacap, Indonesia 04005

Taufan Harisam, Sugiyono, Rudhi Pribadi, Asrul Sari Siregar, Dewi Wisudyanti Budi Hastuti and Norman Arie Prayogo

Published online: 01 August 2018

DOI: <https://doi.org/10.1051/e3sconf/20184704005>

PDF (568.5 KB) | [References](#) | [NASA ADS Abstract Service](#)

☐ [Open Access](#)

Occurrence of beach debris in Tunda Island, Banten, Indonesia 04006

Adinda Maharani, Noir P Purba and Ibnu Faizal

Published online: 01 August 2018

DOI: <https://doi.org/10.1051/e3sconf/20184704006>

PDF (1.102 MB) | [References](#) | [NASA ADS Abstract Service](#)

☐ [Open Access](#)

Phosphorus Loading from Fish Farming Activities to Wadaslintang Reservoir Waters 04007

Agatha Sih Piranti, Diana RUS Rahayu and Gentur Waluyo

Published online: 01 August 2018

DOI: <https://doi.org/10.1051/e3sconf/20184704007>

PDF (392.1 KB) | [References](#) | [NASA ADS Abstract Service](#)

☐ [Open Access](#)

Pressures and Status of Seagrass Ecosystem in the Coastal Areas of North Bintan, Indonesia 04008

Ita Karlina, Fery Kurniawan and Fadhliyah Idris

Published online: 01 August 2018

DOI: <https://doi.org/10.1051/e3sconf/20184704008>

PDF (331.8 KB) | [References](#) | [NASA ADS Abstract Service](#)

☐ [Open Access](#)

Responses of Herbivorous Fishes on Coral Reef Cover in Outer Island Indonesia (Study Case: Natuna Island) 04009 OK

Risandi Dwirama Putra, Ani Suryanti, Dedi Kurniawan, Arif Pratomo, Henky Irawan, Tengku Said Raja'I, Rika Kurniawan, Ginanjar Pratama and Jumsurizal

Published online: 01 August 2018

DOI: <https://doi.org/10.1051/e3sconf/20184704009>

PDF (623.1 KB) | [References](#) | [NASA ADS Abstract Service](#)

By using this website, you agree that EDP Sciences may store web audience measurement cookies and, on some pages, cookies from social networks. [More information and setup](#)

Indonesia 04010

Rose Dewi, Muhammad Zainuri, Sutrisno Anggoro, Tjahjo Winanto and Hadi Endrawati

Published online: 01 August 2018

DOI: <https://doi.org/10.1051/e3sconf/20184704010>

PDF (433.3 KB) | [References](#) | [NASA ADS Abstract Service](#)

☐ [Open Access](#)

Transmission Loss Estimation of Underwater Sound Based on the Noise Intensity Emited by MV. Pengayoman IV in Tanjung Intan Cruise Line, Cilacap 04011

Lesa Triwahyanti, Ajeng Sekar Cyndana, Yessy Hurly Sefnianti, Ratna Juita Sari and Amron Amron

Published online: 01 August 2018

DOI: <https://doi.org/10.1051/e3sconf/20184704011>

PDF (432.4 KB) | [References](#) | [NASA ADS Abstract Service](#)

- Sea As the World's Climate Buffer

☐ [Open Access](#)

The Slope Dynamic of Cilacap Backshore During Transition Season 05001

Florencius EkoDwi Haryono, Lazuardy Nalendra, Mukti Trenggono, Amron Amron and Hartoyo

Published online: 01 August 2018

DOI: <https://doi.org/10.1051/e3sconf/20184705001>

PDF (367.9 KB) | [References](#) | [NASA ADS Abstract Service](#)

☐ [Open Access](#)

Interaction of oceanography patterns towards the abundance of phytoplankton, zooplankton and ichthyoplankton in teluk penyu waters of Cilacap 05002

Florencius Eko Dwi Haryono, Rose Dewi, Taufik Budhi Pramono, Rifki Ahda Sumantri, Tri Nur Cahyo and Dewi Wisudyanti

Published online: 01 August 2018

DOI: <https://doi.org/10.1051/e3sconf/20184705002>

PDF (405.2 KB) | [References](#) | [NASA ADS Abstract Service](#)

☐ [Open Access](#)

Local Fisherman Resistance in Kelapa Kampit Coastal Area Toward Offshore Mining Activities 05003

Ibrahim, Dwi Haryadi and Nanang Wahyudin

Published online: 01 August 2018

DOI: <https://doi.org/10.1051/e3sconf/20184705003>

PDF (430.5 KB) | [References](#) | [NASA ADS Abstract Service](#)

OK

By using this website, you agree that EDP Sciences may store web audience measurement cookies and, on some pages, cookies from social networks. [More information and setup](#)

northern to southern sunda strait 05004

Mukti Trenggono, Amron Amron, Wanda Avia Pasha and Damar Lazuardy Rolian

Published online: 01 August 2018

DOI: <https://doi.org/10.1051/e3sconf/20184705004>

PDF (577.4 KB) | [References](#) | [NASA ADS Abstract Service](#)

☐ [Open Access](#)

Genetic mutation in mangrove *Acanthus ilifolicius* base on DNA Barcode (rbcl and matK gen) in the different environment change in coastal Cilacap, Central Java, Indonesia 05005

R. Taufan Harisam, Florencius Eko Dwi Haryono, Bintang Marhaeni, Norman Arie Prayogo and Petrus Hary Tjahja Soedibya

Published online: 01 August 2018

DOI: <https://doi.org/10.1051/e3sconf/20184705005>

PDF (415.9 KB) | [References](#) | [NASA ADS Abstract Service](#)

- Social Economic Aspect of Fisheries

☐ [Open Access](#)

The pattern of coastline change based on the characteristics of sediment and coastal slope in Pangenan coast of Cirebon, West Java 06001

Suhendra, Amron Amron and Endang Hilmi

Published online: 01 August 2018

DOI: <https://doi.org/10.1051/e3sconf/20184706001>

PDF (480.8 KB) | [References](#) | [NASA ADS Abstract Service](#)

☐ [Open Access](#)

The sinking ship policy to the perpetrator of illegal, unregulated and unreported fishing in criminal law perspective 06002

Agus Raharjo, Tedi Sudrajat, Rahadi Wasi Bintoro and Yusuf Saefudin

Published online: 01 August 2018

DOI: <https://doi.org/10.1051/e3sconf/20184706002>

PDF (289.6 KB) | [References](#) | [NASA ADS Abstract Service](#)

OK

☐ [Open Access](#)

Corporate criminal liability towards the doer of illegal, unregulated and unreported fishing in indonesia 06003

Rahadi Wasi Bintoro, Agus Raharjo and Tedi Sudrajat

Published online: 01 August 2018

☐ Open Access

Harmonization of regulation in water territorial management becoming a fair economic benefit distribution towards regional autonomy 06004

Tedi Sudrajat, Agus Raharjo, Rahadi Wasi Bintoro and Yusuf Saefudin

Published online: 01 August 2018

DOI: <https://doi.org/10.1051/e3sconf/20184706004>

PDF (248.9 KB) | [References](#) | [NASA ADS Abstract Service](#)

☐ Open Access

Institutional and Management Analysis of the Auction Fish Place (AFP) for Improving Fishermen's Welfare in Tegalsari AFP, Tegal City, Central Java 06005

Teuku Junaidi, Irfina Fitri Mardani and Arif Mahdiana

Published online: 01 August 2018

DOI: <https://doi.org/10.1051/e3sconf/20184706005>

PDF (363.3 KB) | [References](#) | [NASA ADS Abstract Service](#)

☐ Open Access

Law and Justice for the Oceans: Study on Illegal, Unreported and Unregulated Fishing and Related Crimes 06006

Aryuni Yuliantiningsih, Hartiwiningsih, Ade Maman Suherman and Emmy Latifah

Published online: 01 August 2018

DOI: <https://doi.org/10.1051/e3sconf/20184706006>

PDF (312.0 KB) | [References](#) | [NASA ADS Abstract Service](#)

☐ Open Access

The Roles of the Ministry of Marine and Fishery in Marine Environment Protection from Oil Pollution by Tankers in the Sea in Indonesian Legal System 06007

Elly Kristiani Purwendah, Marsudi Triatmodjo and Linda Yanti Sulistiawati

Published online: 01 August 2018

DOI: <https://doi.org/10.1051/e3sconf/20184706007>

PDF (243.4 KB) | [References](#) | [NASA ADS Abstract Service](#)

OK

☐ Open Access

Fishing seasons of fish landed at Sungailiat Archipelago Fishing Port in Bangka Regency 06008

Fauziyah, Fitri Agustriani, Desi Melda Situmorang and Yuliyanto Suteja

Published online: 01 August 2018

DOI: <https://doi.org/10.1051/e3sconf/20184706008>

By using this website, you agree that EDP Sciences may store web audience measurement cookies and, on some pages, cookies from social networks. [More information and setup](#)

☐ Open Access

Prospect on Implementation of National Fish Logistics System: case in Indonesia 06009

Muhamad Azhar, Suhartoyo Suhartoyo, Putut Suharso, Vivi Endar Herawati and Nanik Trihastuti

Published online: 01 August 2018

DOI: <https://doi.org/10.1051/e3sconf/20184706009>

PDF (471.7 KB) | [References](#) | [NASA ADS Abstract Service](#)

☐ Open Access

Practices of Illegal Fishing in Pemalang Region: A Policy Analysis 06010

Wahyuningrat, Tenang Haryanto and Slamet Rosyadi

Published online: 01 August 2018

DOI: <https://doi.org/10.1051/e3sconf/20184706010>

PDF (260.3 KB) | [References](#) | [NASA ADS Abstract Service](#)

- *Coastal Community Empowerment*

☐ Open Access

Sustainability of Seahorses: Lessons Learned of Local Wisdom from Bintan Islands, Riau Islands Province 07001

Fitria Ulfah, Afrizal and Arief Pratomo

Published online: 01 August 2018

DOI: <https://doi.org/10.1051/e3sconf/20184707001>

PDF (399.2 KB) | [References](#) | [NASA ADS Abstract Service](#)

☐ Open Access

Make Peace With the Damaged Coast(The Experience of Mentok Coastal Community in Adapting the Offshore Tin Mining) 07002

Ibrahim, Dwi Haryadi and Nanang Wahyudin

Published online: 01 August 2018

DOI: <https://doi.org/10.1051/e3sconf/20184707002>

PDF (451.3 KB) | [References](#) | [NASA ADS Abstract Service](#)

☐ Open Access

Protection of Traditional Fishermen in The Granting of Fishery Licenses in Indonesia 07003

Muhamad Azhar, Suhartoyo Suhartoyo, Lita Tyesta ALW, Putut Suharso and Vivi Endar Herawati

Published online: 01 August 2018

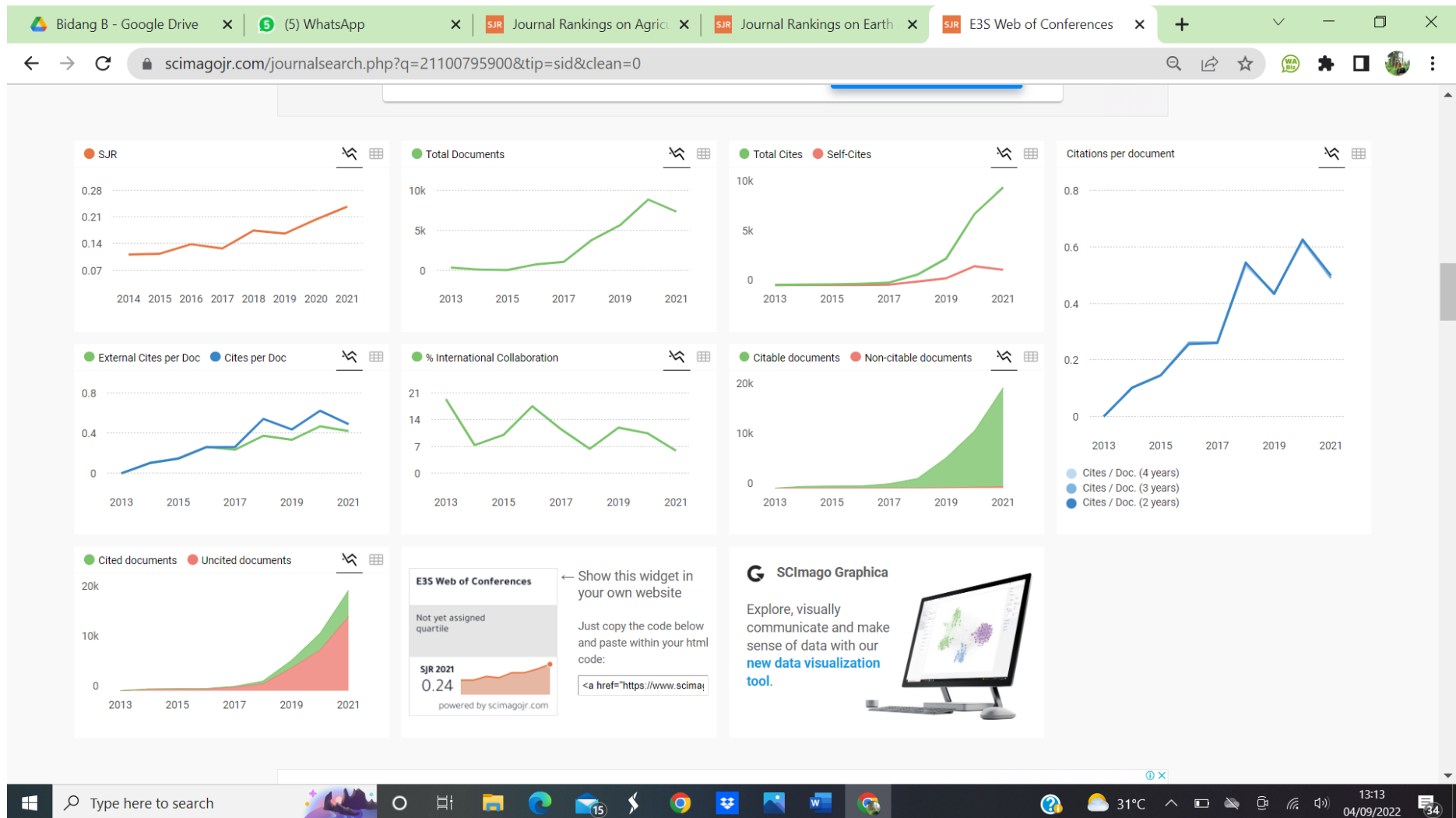
DOI: <https://doi.org/10.1051/e3sconf/20184707003>

OK

E3S Web of Conferences

COUNTRY	SUBJECT AREA AND CATEGORY	PUBLISHER	H-INDEX
France  Universities and research institutions in France	Earth and Planetary Sciences Earth and Planetary Sciences (miscellaneous) Energy Energy (miscellaneous) Environmental Science Environmental Science (miscellaneous)	EDP Sciences	28
PUBLICATION TYPE	ISSN	COVERAGE	INFORMATION
Conferences and Proceedings	22671242	2013-2021	Homepage How to publish in this journal Contact





Bidang B - Google Drive

(5) WhatsApp

SJR Journal Rankings on Agriculture

SJR Journal Rankings on Earth and Planetary Sciences

SJR E3S Web of Conferences

scimagojr.com/journalrank.php?category=1901&country=FR&type=p&year=2018

Learn more

All subject areas

Earth and Planetary Sciences (miscellaneous)

France

Conferences and Proceedings

2018

☐ Only Open Access Journals

☐ Only SciELO Journals

☐ Only WoS Journals

Display journals with at least 0

Citable Docs. (3years)

Apply

Download data

1 - 1 of 1

Title	Type	SJR	H index	Total Docs. (2018)	Total Docs. (3years)	Total Refs. (2018)	Total Cites (3years)	Citable Docs. (3years)	Cites / Doc. (2years)	Ref. / Doc. (2018)
1 E3S Web of Conferences	conference and proceedings	0.174	28	3769	1747	55590	946	1719	0.54	14.75

1 - 1 of 1

Metrics based on Scopus® data as of April 2022

Type here to search

13:14 04/09/2022

Statement of Peer review

In submitting conference proceedings to *Web of Conferences*, the editors of the proceedings certify to the Publisher that

1. They adhere to its **Policy on Publishing Integrity** in order to safeguard good scientific practice in publishing.
2. All articles have been subjected to peer review administered by the proceedings editors.
3. Reviews have been conducted by expert referees, who have been requested to provide unbiased and constructive comments aimed, whenever possible, at improving the work.
4. Proceedings editors have taken all reasonable steps to ensure the quality of the materials they publish and their decision to accept or reject a paper for publication has been based only on the merits of the work and the relevance to the journal.

Title, date and place of the conference

2nd Scientific Communication in Fisheries and Marine Sciences 2018, 7-9 May 2018 in Purwokerto - Indonesia

Proceedings editor(s):

Dr. Norman Arie Prayogo (Jenderal Soedirman University)
Dr. Amron Amron (Jenderal Soedirman University)

Date and editor's signature

17 July 2018

Foreword

On behalf of Fisheries and Marine Science Faculty, I am thanking all scientists and delegations to attend the 2nd KRIPIK-SciFiMaS 2018. The second International Conference for our newly faculty which is established in 2015.

The 2nd SciFiMas conference 2018 came from the idea of reunification of the vision and commitment of fisheries and marine stakeholders in Indonesia in order to support sustainable development through scientific communication based on the results of basic research, applied and frontier sciences in this field. To reinforce the Indonesian branding, we call this international conference “KRIPIK-SciFiMaS”, which comes from the SciFiMaS translation in bahasa Indonesia (KRIPIK : Komunikasi Riset Ilmiah Perikanan dan Ilmu Kelautan). The theme of KRIPIK-SciFiMaS 2018 is “Global partnership for sustainability of aquatic biodiversity and environment.”

The KRIPIK-SciFiMaS 2018 covers a broad range of topics related to the aquatic resources, aquaculture engineering, biodiversity and bioprospecting, conservation, marine pollution, sea as the world's buffer, social economic aspect of fisheries, coastal community empowerment and environment.

I hope this abstract collection will furnish the participant to follow the conferences. We hope you enjoy 2nd KRIPIK-SciFiMaS 2018.

Finally, I would like to thanks the presenter for their willingness to share their latest research and idea, without them, the conference would not be possible.

Dr. Isdy Sulistyo
Dean of Fisheries and Marine Science Faculty

Antimicrobial coating on quality attributes of sausage during refrigerated storage

R. Naufalin, R. Wicaksono, P. Arsil, M. Salman. F.

R. Naufalin is with the Food Science and Technology, Jenderal Soedirman University, Purwokerto Indonesia (phone: +6281327135051)

R. Wicaksono, is with the Food Science and Technology, Jenderal Soedirman University, Purwokerto Indonesia (e-mail: rumpokowicaksono@gmail.com).

P. Arsil, is with the agricultural Technology, Jenderal Soedirman University, Purwokerto Indonesia (e-mail: poppyarsil@gmail.com).

M.F. Salman. is with the Pharmacy, Jenderal Soedirman University, Purwokerto Indonesia (e-mail: salman.unsoed@gmail.com).

Abstract. Edible coating based on carboxymethyl cellulose (CMC) environmentally friendly. Addition on Kecombrang (*Nicolaia speciosa*) extract used to be antimicrobial and antioxidants coating. CMC-based edible coating added with antimicrobial of kecombrang was used to reduce the oxidative and microbial degradation sausages stored at refrigerator at 10°C for 12 days. The cmc coating reduced malonaldehyde substances and peroxide value by 0.88 mg.kg and 92.29%, respectively, compared with the controls. The moisture barrier effect was significantly better for the CMC coating compared to the control. The CMC coating of sausages inhibits the growth of either the total plate counts of *Bacillus cereus*, *Escherichia coli*, *Staphylococcus aureus*, and *Pseudomonas aeruginosa*. Data show that cmc can effectively be used as a natural antioxidative and moisture barrier coating to extend the quality and shelf life of sausages.

1 Introduction

Gourami fish has the potential to be utilized to be one of the processed food products namely sausage, which is generally made from beef. The high-fat content in sausage cause rancidity due to oxidative damage in the form of lipid oxidation process. Synthetic preservatives such as nitrate/nitrites and / or salts have been widely used to inhibit oxidative damage and inhibit microbial growth in preserving sausages. Consumption of synthetic preservatives continuously causes negative impacts on the health of consumers either directly or indirectly (carcinogenic) [3].

The edible coating is a technology that can minimize the damage and extend the shelf life of food products. Edible coatings enriched with natural ingredients that have antioxidant and antimicrobial compounds can enhance the edible coating ability to extend the shelf life of food products. The results showed that edible coating of teak leaf extract could inhibit microbiological and oxidative damage to the sausage [20], another study also showed that edible coating with the addition of green tea extract could decrease the lipid oxidation rate in the sausage [24]. Several studies have been conducted on bioactive compounds in kecombrang that are able to act as antioxidants and antimicrobials. Phytochemical content contained in flowers, stems, rhizomes and leaves kecombrang on the results of studies of alkaloids, saponins, tannins, phenolic, flavonoids, triterpenoids, steroids, and glycosides that use an active role as antioxidants. The stem and leaves of kecombrang have higher phytochemical compounds than other kecombrang [10].

Edible coating used in this research made of CMC (Carboxy Methyl Cellulose) and glycerol and the addition of concentration of leaf kecombrang at certain concentration. Edible coating base materials of CMC and glycerol are selected to produce stable and plastic edible coatings for easy application to food products. CMC acts as emulsifier and stabilizer, while glycerol acts as a plasticizer which enhances flexibility. The method of edible coating application on gourami sausage used in this research is spraying because this method has the advantage of producing coating products with thinner and more uniform layers than dyeing techniques. This study aims to determine the effect of

addition of kecombrang leaf concentrate to the edible coating on oxidative damage of gouramy sausage during low temperature storage

2 Material and methods

2.1 Place and Time of Research

The research was conducted at the Laboratory of Agricultural Technology, Faculty of Agriculture UNSOED. The research held from January until Juny 2018.

2.2 Materials

Materials needed research consisting of: *Nicolaia speciosa* leaf. Chemicals used among other technical solvents, namely ethanol 96 %; coating (Carboxy Methyl Cellulose), ethanol 99.8 % (PA), linoleic acid, distilled water, ammonium thiocyanate, 0.02 M FeCl₂ tetrahydrate, concentrated HCl, N₂ gas. Other materials needed include a coarse filter paper, Whatman No. 41 paper, plastic, paper label, paper towels and aluminum foil.

2.3 Equipment

The tools used in this research that cabinet dryer dryers, blenders, analytical scales, rotary evaporator (Bibby RE 200), shaker, oven (Mettler, Japan), desiccators, pipettes (Pyrex, Germany), pH meter. Tool for the analysis of total phenol and antioxidant activity consists of spectrophotometers, centrifuges, glass tools (Pyrex, Germany), vortex, Fial tubes, micropipette (Gilson), and bath tobacco leaf waste, i.e. shaker, rotary, tube N₂. Tool to extract formulation, a set of tools for testing antimicrobial activity glasses, vortex, micro pipettes, incubator 37°C, desiccator, refrigerator and vacuum pump.

2.4 Undertaking experiment

N. speciosa leaf powder sample preparation, *N. speciosa* flower are selected. Material selection results cleaned with water, then dried in a dryer at a temperature of 50°C until the moisture content of 8-10%. Furthermore simplicia dry milled to obtain a homogeneous powder.

The *N. speciosa* leaf powder was extracted twice with ethanol (1:4 w / v) [16]. The extraction process is done by maceration at 37°C, with a rotation speed of 150 rpm for 24 hours every level. Filtrat separated from the solvent by evaporation in a rotary evaporator until no solvent dripping again. The solvent was evaporated at a temperature of 50°C. Residual solvent is removed with nitrogen gas to produce an essential oil [16].

Separated *N. speciosa* leaf extract had weighed and added by sterilizing distilled water with a ratio of 1:1 (w/v) respectively. Then blended for 3 min and filtered using a filter clothe to separate the extract and precipitate (residue) to obtain *N. speciosa* leaf extracts with concentration of 50%. The process of *N. speciosa* encapsulation is by adding the CMC with the different concentration. Using hotplate stirrer in 50°C temperature, the filtrate heated and add the coating and stirred on 15 minutes [17].

2.5 Determination procedure

Measurement of Total Phenol was modified. Activity of antioxidant formulas was analyzed using modified iron thiocyanate method. This determination is based on the formation of peroxide as a product of oxidation of linoleic acid. Percent oxidation was calculated by comparing the absorbance value of the test sample (As) with control absorbance value (A ctrl) multiplied by 100%.

2.6 Statistical analysis

The observed variables in this research are antioxidant activity of edible coating pada sosis ikan gurami involved total phenol measurement,. Quantitative data was analyzed used variance test (F test) in 5%, continued in Duncan's Multiple Range Test (DMRT) if it finds the significant difference.

3 Results And Discussions

; e-mail: rnaufalin@yahoo.co.id).

3.1 Total Phenol

The result of variance analysis showed that the kecombrang plant part has no significant effect on the total content of phenol edible coating. The mean total phenol edible coating of kecombrang leaves was 17.97 mg TAE / g samples. The total value of phenol edible coating in this study was higher than 0.13 mg TAE / g sample for edible coating kecombrang and 1.44 mg TAE / g samples for edible coating of kecombrang leaves (with the same concentrate) [4]. This difference in total phenol content can be due to environmental factors for different plants such as plant growth, soil composition, temperature, rainfall, and ultraviolet radiation [2].

The result of variance analysis showed that concentration concentration of carbohydrate have significant effect to total content of phenol edible coating. The average value of total fenol edible coating of leaf of kecombrang on concentration treatment of concentrate kecombrang can be seen in Figure 1.

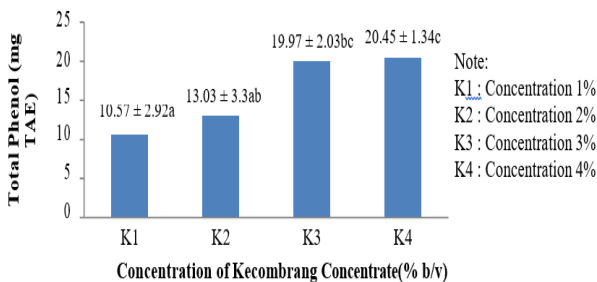


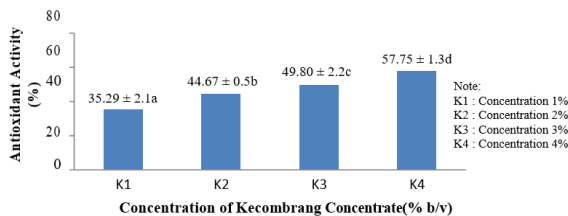
Fig. 1. The mean of total *phenol* edible *coating* on treatment concentration of kecombrang concentrate

Figure 1 shows that the mean total phenol edible coating of leaves of kecombrang increases from addition concentrate. The increase in the mean total phenol edible coatings along with the increased concentration of concentrate due to the total phenol detected in the edible coating derived from phenol compounds contained in the concentrate of leaves kecombrang, so the more concentrated kecombrang will be higher value of total phenol. The phytochemical content of flowers, stems, rhizomes and leaves kecombrang that is composed of alkaloids, saponins, tannins, phenolics, flavonoids, triterpenoids, steroids, and glycosides that use an active role as antioxidants [10].

3.2 Antioxidant activities

Generally, the antioxidant activity is directly proportional to the total phenol because the total phenol is quantitative of all antioxidant compounds of phenol group in a plant, including flavonoids (Widyastuti, 2010). This study showed the opposite result was suspected because the flavonoid compound on the leaves kecombrang is a class of phenol compounds that play the most antioxidant role, so in this study the value of flavonoids is directly proportional to the antioxidant activity. The flavonoids act as antioxidants by giving their hydrogen atoms or through their ability to metal clatting [23].

The result of variance analysis showed that kecombrang concentration very significant effect on edible coating antioxidant activity. The average value of antioxidant activity of edible coating of leaves of kecombrang on concentration treatment of kecombrang concentrate can be seen in Figure 2.



; E-mail: maulidini@yahoo.co.id.

Fig. 2. The mean of antioxidant activity *edible coating* on treatment concentration of kecombrang concentrate

Figure 2 shows the antioxidant activity of leaves increased as the concentration of concentrate increased. This is because the amount of bioactive compounds in the edible coatings increases as the concentration of added ingredients increases. Several studies have shown that the concentration of extracts and plant concentrates has a linear correlation with the result of antioxidant activity. This is reinforced by the results of research Cahyaningtiyas [4] that the more concentrated kecombrang added to the edible coating can increase antioxidant activity.

The results of analysis of antioxidant activity in this study indicate a linkage with the total value of flavonoids is the higher the value of flavonoids then the value of antioxidant activity produced. The correlation coefficient between the total flavonoid with IC50 cape fruit with a variety of solvent extract is equal to 0.9993 [2]. That is, increased antioxidant activity is closely related to the increase in the total value of flavonoids. There are several factors that influence the correlation between antioxidant activity and the type of antioxidant compound in a material. The first factor is the type of plant. The antioxidant compound content is scattered throughout the plant with types and concentrations according to the type of plant [5]. This type of antioxidant compound can cause synergistic and antagonistic effects of these antioxidant compounds. The antioxidant activity is not always correlated with both phenol and flavonoid levels [6]. This is due to the difference of active components in plants that cause synergistic and antagonistic effects that affect the antioxidant activity in plants.

3.3 Oxidative Damage

Malondialdehyde levels are one indicator of oxidative damage levels in foodstuffs. Malondialdehyde is a lipid peroxidation end product, usually used as biological biomarker of lipid peroxidation and represents the degree of oxidative stress. The value of Malondialdehyde levels in gouramy sausage during storage at plant part treatment can be seen in Figure 3.

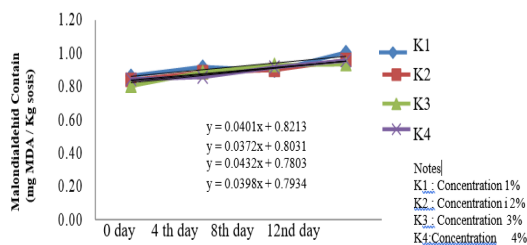


Fig. 3. Malondialdehyde levels have increased during storage

Figure 3 shows that malondialdehyde levels have increased during storage. This is because the free fatty acids present in the sausage undergo further oxidation so that it can produce malondialdehyde. The malondialdehyde is an end product of lipid peroxidation, which levels are influenced by the high number of free radicals [29]. The presence of oxidation rates in foodstuffs may lead to increased levels of malondialdehyde [25].

Based on the result of the analysis of the variety, the treatment of plant part on the application of edible coating kecombrang significantly to the malondialdehyde content of gouramy sausage in this study. Based on Figure 7, malondialdehyde content of gouramy sausage with edible coating application of stems and leaves of kecombrang were 0.039 and 0.0408 respectively. The slope value of the edible coating of the kecombrang rod is lower than the slope value of the edible coating of the leaves. This suggests that edible coating sticks kecombrang better able to suppress malondialdehyde levels in gouramy sausage due to oxidative damage. This is due to the antioxidant activity of edible coating sticks kecombrang higher than the antioxidant activity of edible coating leaves kecombrang in this study. The consumption of antioxidant supplements cause the presence of antioxidant activity can suppress levels of malondialdehyde in the body [22].

Based on the analysis of variance, malondialdehyde content of gouramy sausage with edible coating application of kecombrang on concentration treatment did not have significant effect. It can also be seen from the slope value of the average regression equation of malondialdehyde content of gouramy sausage during storage at each concentrate which is fluctuating. Slope value of malondialdehyde content of gouramy sausage on edible coating application with concentration of 1%, 2%, 3% and 4% respectively, that is 0,0401; 0.0372; 0.0432; and 0.0398. The higher concentrations of antioxidants are proportional to the ability to inhibit the formation of malondialdehyde [26]. This

mismatch is caused by changes in oxidative stress levels that occur in gouramy sausages. This indicates that the levels of malondialdehyde are unstable in a material. The situation with high levels of oxidative stress can significantly increase malondialdehyde levels, but if the oxidative stress condition is resolved, the malondialdehyde level will decrease again [21].

4. Conclusion

Leaves part of kecombrang effect on flavonoid and edible coating antioxidant activity, while concentration variation effect to total phenol, flavonoid, and edible coating antioxidant activity. Application of edible coating kecombrang can be effect on free fatty acid content and malondialdehyde gouramy sausage during storage.

Reference

1. Alfiani, S., Liling T., dan Malikhatun N. *Jurnal Pharmascience*, **1(1)**: 7-13 (2014)
2. Borges, L., Alves S., Sampaio B., Conceicao E., Bara M., and J. Paula. *Brazilian Journal of Pharmacognosy*, **23(2)**: 230-238 (2013)
3. Cahyadi, W. *Edisi Kedua*. Bumi Aksara, Jakarta (2009)
4. Cahyaningtiyas, N. Skripsi. Universitas Jenderal Soedirman, Purwokerto (2018)
5. Chan, E. W.C., Chew, Y. K., and Y. Y. Lim. *Food Chemistry*, **102**: 1214-1222 (2007)
6. Gengaihi, S. E., Faten M. A. E., Emad M. H., Emad S., and H. Doha. *Food Process and Technol*, **5(2)** : 1-5 (2014)
7. Hendromartono, S. *Majalah Penyakit Dalam Udayana*, **1**:89-92 (2000)
8. Naufalin, R. dan S. R. Herastuti. 2012. *Jurnal Agricola*, **2(2)**: 124-147.
9. Naufalin, R., dan Tri Y. *Artikel ilmiah*. Universitas Jenderal Soedirman, Purwokerto (2009)
10. Naufalin, R., Jenie, B. S. L., Kusnandar, F., Mirnawati, dan S. R. Herastuti. *Jurnal Teknologi dan Industri Pangan*, **17(3)**: 197-203 (2006)
11. Naufalin, R., Herastuti SR dan Yanto T. 2010. Formulasi dan Produksi pengawet alami ekstrak kecombrang. Laporan Hibah Kompetensi Tahun II. DP2M Dikti.
12. Naufalin R and Herastuti S.R. *Prosiding Pengembangan sumber daya pedesaan dan kearifan lokal berkelanjutan I*. (2011)
13. Naufalin R and Herastuti S.R. *Proseeding Pengembangan sumber daya pedesaan dan kearifan lokal berkelanjutan II* (2009)
14. Naufalin R and Herastuti S.R. *Proceeding International Conference: Future of Food Factors*, Jakarta (2012b)
15. Naufalin R. and Herastuti S.R. UPT Percetakan dan Penerbitan Unsoed (2012c)
16. Naufalin, R. *Prosiding Seminar Nasional PATPI*, Jember 26-29 Agustus 2013 : 243-252 (2009)
17. Naufalin, R. and Herastuti, S.R. *Journal animal production*. **1(15)**: 8-14 (2009)
18. Naufalin, R and Herastuti, S.R. *Proceeding Asean Food Conference*, Singapore (2013b)
19. Naufalin, R., Herastuti, SR and R. Wicaksono. 2nd International Food Safety Conference (IFSAC2013). Malaysia 2-3 Desember 2013 : 269-276 (2012)
20. Pahlevi, Y. R. *Skripsi*. Universitas Sebelas Maret, Surakarta (2011)
21. Papas, A. M. *Chem. Prog*, **7(1)**: 34-39 (2011)
22. Ramatina, Leily A., dan I. Ekayanti. *Jurnal Gizi dan Pangan*, **9(1)**: 35-45 (2011)
23. Redha, A. *Jurnal Belian*, **9(2)**: 196-202 (2011)
24. Shokraneh, N., Arlai P., Ghahroudi F. R., Hasannia F. and S. Sabaghpour. *Journal of Food Biosciences and Technology*, **7(1)**: 23-30.

25. Sreejai, R. dan D. S. Jaya. 2010. Studies on the Changes in Lipid Peroxidation and Antioxidants in Fishes Exposed to Hydrogen Asulfide. *Toxicol Int*, **17(2)**: 71-77 (2011)
26. Ulilalbab, A., Bambang W., dan M. Adriani. *Jurnal Ilmu Kefarmasian Indonesia*, **13(2)**: 215-220 (2011)
27. Wahdaningsih, S., Erna P. S., dan S. Wahyuono. *Majalah Obat Tradisional*, **16(3)**: 156-160 (2011)
28. Widyastuti, N. *Skripsi*. Insitut Pertanian Bogor, Bogor (2011)
29. Wresdiati, T. *Biota*, **8(1)**: 107-112 (2003)