

Reviewer A
2022-09-21 11:18 PM

For author and editor

Subject: Natural dyes as a Photosensitizer from Dragon Fruit (*Hylocereus polyrhizus*) for Dye-Sensitized Solar Cells

Abstract :
Minor Revision

Introduction:
Minor Revision

Method:
The use of this measuring instrument needs to be clarified.

Result:
The results are well explained

Discussion:
- In the discussion, it is necessary to add verification/comparison with the results of previous studies
- In the discussion of the results, it is necessary to mention the limitations of this research.

Conclusion:
The conclusion is clearly explained

Literature Cited:
- Please check that the self-quote does not exceed 30 %.
- The source reference publication year does not exceed 5-10 years.

Reviewer A
2022-09-21 11:18 PM

For editor

Subject: Natural dyes as a Photosensitizer from Dragon Fruit (*Hylocereus polyrhizus*) for Dye-Sensitized Solar Cells

in general, the article is recommended for publication in POLIMESIN journal.

Close

Review Form Response

Abstract (Abstrak) *

in the abstract section we recommend that the results of all tests be included

Introduction (Pendahuluan) *

add explanation of Natural Dyes as Photosensitizers especially dragon fruit and also explanations of Solar Cells Sensitive Dyes

Method (Metode) *

clarify again the method including solar power meter testing

Result (Hasil) *

in the abstract it is only explained about testing UV vis, FTIR and solar power meters, why in the discussion there are other results, try to synchronize

Discussion (Pembahasan/ Diskusi) *

on the discussion of everything that is tested is discussed

Conclusion (Kesimpulan) *

conclusion based on discussion

Literature Cited (Kepustakaan) *

should use the latest references/latest articles/journals, at least 5 years

Notes/ Reason (Catatan) For Author: *

is already very good, but re-synchronize the data according to the test, continue to develop research with variations in types of fruits that have the potential to be sampled

Natural dyes as a Photosensitizer from Dragon Fruit (*Hylocereus polyrhizus*) for Dye-Sensitized Solar Cells

Abstract

Natural Dye is one of the important materials of DSSC which absorbs photons from the sun's rays and transmits the photoelectron. One of the natural dyes is Dragon fruit dye. The characterization of the optical and electrical properties of a sensitizer DSSC used a UV-Vis spectrometer, FTIR spectrometer, and solar power meter. The absorption spectra of the UV-Vis spectrometer are being measured by a wavelength range of 400 – 700 nm and show a maximum peak of 535 nm. The result of the FTIR spectrometer shows the functional group of H-bond stretching, C=O, and C-O-H stretching vibrations. It is a part of anthocyanin and chlorophyll. Zinc Oxide (ZnO) paste coated on the Indium Tin Oxide (ITO) as the thin film is dipped in the Dragon fruit dye extracted for 30 hours. Thin film is prepared as the working electrode and counter electrode. The characteristic of current and voltage (I-V) as electrical properties are measured by the solar power meter. The result of the current and voltage DSSC from Dragon fruit dye extracted coated ZnO obtained, indicated that the energy bandgap could be optimized to make a wide bandgap. ZnO thin film needs the Dragon fruit dye to decrease the surface and move electrons in the bandgap. The Dragon fruit dye extracted coated ZnO thin film could be used as a sensitizer since it will increase the correlation between the ZnO thin film and dye. And the last, it will improve the quality of solar cells as well.

Keywords: Optical and electrical properties, Zinc Oxide, Dragon fruit dye, Sensitizer Solar Cells.

1. Introduction

Dye-Sensitized Solar Cell (DSSC) is a solar cell type that uses the color solution and is composed of a photoanode, an oxide layer for electronic conduction, a monolayer of charge transfer dye, and a redox electrolyte, usually an organic solvent [1][2][3]. The function of the photoanode is very important to convert light energy into electrical energy and is deposited in the conductive glass. Photoanode is composed of a working electrode that had been coated with semiconductor materials. The photoanode has a large surface area for the dye attached and good electron transport capability to achieve high energy conversion efficiency performance. The components of a Dye-sensitized Solar Cell (DSSC) are a working electrode, a counter electrode, and an electrolyte solution [4][5].

The electrodes are used as a separation between the light absorption function and the transport of the charge carrier. The DSSC functions as a medium for absorption the solar radiation and widely-gap semiconductors such as TiO_2 , ZnO, and Nb_2O_3 as a charge carrier transport [5]. The dye-sensitized solar cell is a "sandwich" structure. It is made of transparent conductive glass, porous nanometer membrane, electrolytes solution, and an electrode structure. The photoelectric conversion is complete in several interfaces dye and porous membrane, the dye molecules and electrolyte, and the electrolyte and the electrode. Dye sensitizers

must have the absorptions ability in the irradiation of the sunlight. The dye molecules consist of hydroxide groups or carboxyl ones and have the ability of efficient electron injection into the conduction band of the semiconductor. Dye sensitizers can be extracted from the natural dyes of the plants [6][7].

In the previous research, there were types of research on natural dyes in DSSC. Natural dyes derived from dragon fruit [8] [9], rosella and blue pea flowers [10], red Sicilian orange, and purple eggplant fruits [11], dyes of *prunus Domestica*, *Mangifera indica*, and *Citrus limon* [12], aloe vera and cladode of cactus extracts [13] [14], etc. The natural dyes are suggested to be similar to the characteristic of the absorption coefficients highly. The synthesis of DSSC using natural dyes may offer a new possibility for the next application because the process is simple, low cost, green environment, no pollution, and local wisdom [15][16].

This type of DSSC of natural dyes as a photosensitizer has been widely used in research on the fabrication and characterization of DSSC by dipping in Titanium Dioxide (TiO_2) and Zinc Oxide (ZnO). Zinc oxide (ZnO) has a similar bandgap to TiO_2 [17][18][19][20]. It has higher electron mobility which helps in the process of electron transportation. In the previous research, the TiO_2 layer added with dragon fruit dye obtained a visible spectrometer absorption of around 535 nm at the annealing temperature of 450 °C and resulted in an electrical efficiency of 0.22% [21]. The TiO_2 layer coupled with the Dragon fruit dye showed

absorption spectra between 450 nm to 700 nm with a peak value of 535 nm. It has shown types and pigment invisible red spectra [22]. The Black Olive extracted has a higher photosensitization, broader absorption ability of sunlight to more energy in DSSC, and better charge transfer between the Black Olive extracted and TiO_2 surface [23][24]. A study on the fabrication of the prototype of Dye-Sensitized Solar Cells (DSSC) by Dragon fruit and TiO_2 was conducted [25][26].

In this work, the preparation of DSSC used Zinc Oxide (ZnO) and Dragon fruit extracted. The Dragon fruit dye is doped on a ZnO as a sensitizer DSSC. Dragon fruit is one of the tropic fruits that 30-35% part peels which contains anthocyanin and is red. ZnO has electronic properties such as an energy gap (Eg) and a conduction band which is widely used in DSSC [27]. ZnO has interesting properties including higher electron mobility than TiO_2 . DSSC constructed with ZnO as photoanode can absorb more dye, improve the photon utilization rate and provide a rapid collection for the photoexcited carriers [28]. The performance of the DSSC depends on the sensitizer dye and wide bandgaps. Dye absorption is doped on the surface of thin films (TiO_2 , ZnO, etc.), and is very important to determine the performance of the solar cells [29][30]. Effect of the Dragon fruit dye can be got environment-friendly, easy to obtain, and low in cost.

2. Research Methodology

A. Materials

The materials in this experiment are the conductive glass substrates, ITO (25 mm x 25 mm, 15 Ω/sq), Zinc Oxide (ZnO) powder (Sigma Aldrich), Nitric Acid solution, Triton X-100, Dragon fruit dye extracted, Iodine (I₃, Sigma Aldrich) and Carbon from the candle.

B. Characterizations

The bandgap of the Dragon fruit dye and ZnO paste on ITO glass substrate as a sensitizer were tested using a UV spectrophotometer and Fourier Transform Infrared (FTIR) spectrophotometer. The absorption of UV spectra was recorded by UV spectrophotometer Shimadzu type UV 1800 and with a wavelength of 400 to 700 nm. Meanwhile, FTIR spectra were recorded on Shimadzu 8201 PC and with 1 cm^{-1} resolution with the wavenumber 400 to 4000 cm^{-1} . The sample was blended as a KBr pellet and scanned into a blank KBr pellet before measurement. The electrical properties of the Dragon fruit dye and ZnO paste on ITO glass substrate as a sensitizer were tested using sunlight as the light source

C. Research Design

1. Preparation of the Dragon fruit dye as a sensitizer

The Dragon fruit was mixed into 500 ml of distillate water at room temperature and milled for 10 minutes until homogenous. The mixture is put into a glass beaker and covered with aluminum foil to prevent evaporation for 24 hours to get the Dragon fruit dye. The Dragon fruit dye extracted is evaporated for 48 hours. The result of the evaporation is purple color. Then, the dye was diluted using distilled water to obtain a pure Dragon fruit dye solution as in Figure 1.



Figure 1. Dragon fruit dye extracted

Type sample used is a sample of 1 that is Dragon fruit dye purely and sample 2 is a mixture of Dragon fruit dye with ZnO. Sample-2 was made with a ratio of 1:1 by dissolving 1 ml of ZnO into 1 ml of Dragon fruit dye purely. It was tested using a UV-vis and FTIR spectrometer to determine the absorbance spectra and the functional groups of each sample.

2. Preparation of the ZnO paste

0.2 g ZnO powder was blended with 0.4 ml Nitric Acid solution in a glass beaker. The solution blended was stirred using a magnetic stirrer for 15 minutes at a rate of rotation of 700 rpm and 80 °C until homogeneous. Then, it was added the Triton X-100 and covered with aluminum foil. The solution of ZnO and Nitric Acid can be coated on the side of the ITO conductive glass substrate using Doctor Blade Technique as a thin film.

3. Preparation of the ITO conductive glass

The ITO conductive glass as a substrate was cleaned using ethanol and dried using a hot plate for 5 minutes at a temperature of 100 °C to remove moisture.

4. Preparation of Counter Electrode

The ITO glass was coated as a carbon layer on the counter electrode by using a candle flame.

Commented [il2]: Subtitles down

Commented [il1]: The text is aligned

Then the slide was heated on a hot plate at 150 °C for 15 min. For the carbon paste on the counter electrode, the carbon paste was prepared 0.1 g of carbon was added and mixed with ZnO paste for 5 minutes. The carbon paste was heated on a hot plate at the sintering temperature of 300 °C for 1 hour. Then, deposition of the carbon paste doped on ITO glass was done by the doctor blade method. After the paste becomes dry, the scotch tape was removed from the ITO glass as seen in Figure 2.

5. Preparation of the Dragon fruit dye and ZnO paste on the ITO glass (thin film) as a working electrode

ZnO paste on the ITO conductive glass substrate (thin film) is dropped by Dragon fruit dye extracted as much as four times. Then, it is rotated using a spin coater until it is evenly dispersed. The samples are SL-1, SL-2, and SL-3, respectively. SL-1, SL-2, and SL-3 are one, two, and three drops of Dragon fruit dye extracted. The Pre-annealing thin film is being done using a hotplate at a temperature of 100 °C for 15 minutes. Pre-annealing is used to remove water vapor in a thin layer. Then, the heating (annealing) thin film is done using a furnace at a temperature of 450 °C for 30 minutes. The annealing of the thin film process serves to improve the crystal structure.

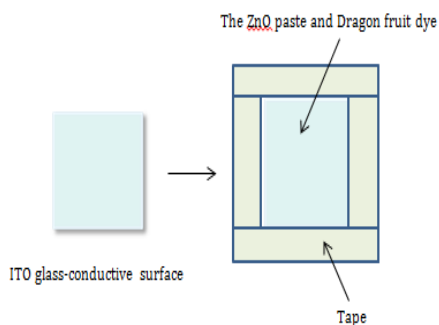


Figure 2. ZnO paste and Dragon fruit dye on ITO glass substrate using Doctor Blade Technique

In brief, Figure 3 depicts the counter electrode of the ITO conductive glass substrate that has been layered with carbon from the candle. The working electrode is arranged on the counter electrode. Between the electrodes, some drops of electrolyte solution (Iodine) are given. Then, both sides are clamped together using the binder clips. Sunlight enters the ITO glass and attacks dye molecules and is absorbed on the ZnO surface. The sunlight was a primary source of the energy and was used to produce electricity.

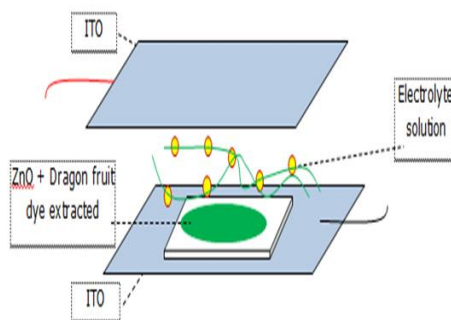


Figure 3. Design of DSSC

The photoanode of DSSC has two functions as the support for sensitizer loading and transporter of the photo-excited electron from the sensitizer to the external circuit. A large surface area is important to ensure high dye loading. The sample can be applied to the testing by I-V meter as seen in Figure 4.

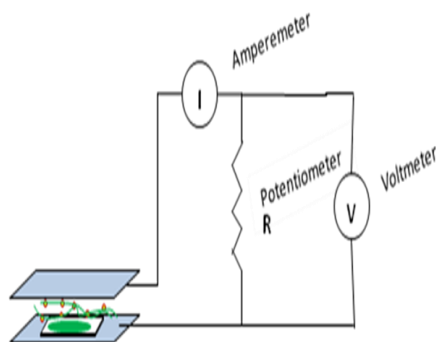


Figure 4. Design the Testing of DSSC

3. Results and Discussion.

The absorption spectra of Dragon fruit dye extracted were obtained by UV-Vis spectrophotometer as shown in Figure 3. Dragon fruit dye extracted can be absorbed in a wide range of visible light. The wavelength range is 400 nm to 700 nm. The Dragon fruit dye has the highest peak absorption at 530 nm. Dragon fruit dye extracted can absorb light from 465 nm to 575 nm wavelength (as shown in Figure 5.) Spectra of Dragon fruit dye have an absorbance of 0.74 and transmittance of 9.01%, respectively. The dragon fruit shows a good absorption spectrum between 450 nm to 600 nm with a peak value of 535 nm.

The ZnO thin film was sensitized by Dragon fruit dye and has good absorption at a wavelength of 535 nm. It is a higher absorbance of Dragon fruit dye purely. The decrease in absorption ability is due to the very short soaking time of 1 day. The long time of immersion affects the number of dye molecules that fill the pores in the ZnO thin layer so that absorption capacity is high. A mixture of ZnO and Dragon fruit dye can absorb the light because there are anthocyanin molecules on Dragon fruit dye adsorbed on the surface of ZnO particles.

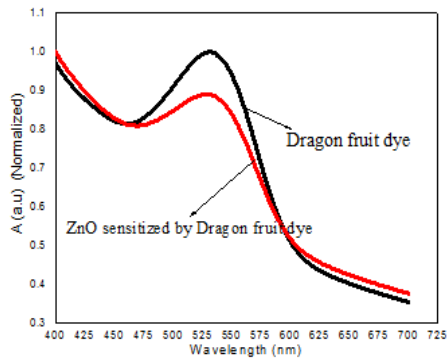


Figure 5. Absorption spectra of dragon fruit dye and ZnO sensitized by dragon fruit dye

Two types of optical properties such as direct and indirect are observed in the optical bandgap and are determined by optical absorption spectra. The optical absorption coefficient, $\alpha(\lambda)$ for photon energy is measured by [31].

$$\alpha(\lambda) = \frac{2.303 A}{d} \quad (1)$$

Where A is the absorbance spectra and d is the thickness of the thin film (m).

The optical absorption coefficient $\alpha(\lambda)$ as a function of photon energy $h\nu$ can be used by the Davis and Mott equation which is the optical energy band gap that determines the type of the optical properties:

$$\alpha(h\nu) = \frac{B(h\nu - E_{opt})^m}{h\nu} \quad (2)$$

Where B is the energy-independent constant, E_{opt} is the optical energy bandgap, $h\nu$ is photon energy and m is a constant.

The result of the energy bandgap of Dragon fruit dye and ZnO sensitized by Dragon fruit dye can be seen in Figure 6.

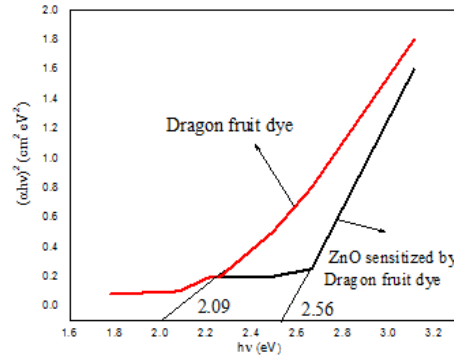


Figure 6. The energy gap band of Dragon Fruit Dye and ZnO sensitized by Dragon fruit dye

Figure 6 depicts the energy band gap of Dragon fruit dye and ZnO sensitized by Dragon fruit dye is 2.09 eV and 2.56 eV. The effect of the Dragon fruit's dye-doped on ZnO thin can increase the energy bandgap by around 18.4%.

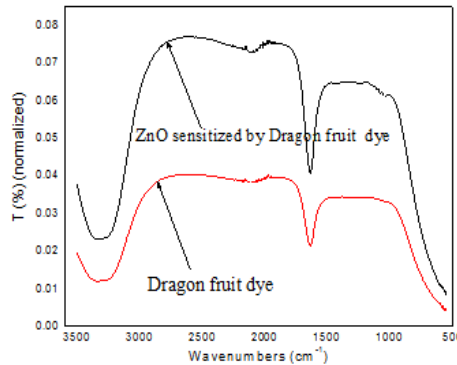


Figure 7. FTIR spectra of the Dragon fruit dye and ZnO sensitized by Dragon fruit dye

Figure 7 shows the result of the FTIR spectra. Results of the FTIR spectra, the broad, and sharp absorption wavenumbers at 3200 - 3400 cm^{-1} and 1600 - 1700 cm^{-1} . Two broad bands at 3423 and 3448 cm^{-1} are for an H-bonded, and vibration of the free hydroxyl group. The C=O stretching vibration is at 1716 cm^{-1} for the dragon fruit dye compound. The C-O stretching is at 1407 cm^{-1} . The sharp peak shows the wavenumber range at 1030 - 1060 cm^{-1} is C-O-C stretching vibration. It is esters acetates.

Dragon fruit dye extracted contained the anthocyanin compound and had the carbonyl and hydroxyl groups function can interact with the thin film. The effect of the anthocyanin on DSSC can be

used in a photoelectric conversion. In the future, the research about the Dragon fruit dye extracted will be fulfilled about the C-H bond which is derived from organic compound impurities trapped in the cavities of the ZnO thin layer.

The electric current in the DSSC circuit is the bonding of the anthocyanin dye molecule with ZnO. Anthocyanin dye molecules that bind to ZnO in the presence of light cause excitation of electrons to the ZnO semiconductor conduction band through the glass conducting. These electrons cause an electric current. The bond that occurs in the anthocyanin dye with ZnO can occur through a chelate bond. This bond can occur between the hydroxyl group of anthocyanin.

The measurement of the I-V curves was obtained to determine the energy performance of solar cells (DDSC) with the resulting output parameters, namely maximum voltage (Vmax), maximum current (Imax), maximum power (Pmax) and solar cell efficiency (η) can be seen in Figure 4. The conversion efficiency of solar cells is calculated according to :

$$\eta = \frac{P_{maksimum}}{P_{cahaya}} \times 100\% \quad (3)$$

Table 1. I-V Measurement with the intensity of the sun and the ambient temperature at the time of measurement is 129 lux and 30 °C

	V _{oc} (mV)	I _{sc} (μ A)	P _{max} (mwatt)	η (%)
SL-1	0,4	4,9	1,96x10 ⁻⁹	0,002
SL-2	2,5	6,5	16,3x10 ⁻⁹	0,02
SL-3	2,44	13	31,7x10 ⁻⁹	0,03

Table 1 shows that the best efficiency is obtained from the SL-3 layer, namely 0.03%. It can be seen the resulting current is higher than the SL-1, and SL- 2 layers. The thickness of the SL-3 layer can absorb the lights from the sun. The performances of the dye absorption spectrum on the surface area are important aspects to determine the efficiency of the solar cell. The efficiency value obtained in SL-1, SL-2, and SL-3 is still below the efficiency value of solar cells with silicon-based materials [32][33]. The easy evaporation process of liquid electrolytes can also degrade DSSC performance. Iodine, a redox component in a liquid electrolyte solution, has low stability because it is easily oxidized by air.

This oxidation process is also accelerated by the heat received by the DSSC from the sun. The lack of strength of red dragon fruit which is an organic substance affects the decline in the stability and performance of DSSC as a dye sensitizer. This is due to the movement of electrons from the counter electrode to the working electrode resulting in the excitation of electrons in the molecule of natural dye.

The ZnO paste and Dragon fruit dye on ITO conductive glass substrate as a thin film show that the thickness of the thin film will affect the electrical properties. The thickness of the thin film will increase, so the current value will increase continuously. It is because of the electrical properties of the thin film that have changed from conductor to semiconductor and the crystallinity of grain boundaries.

4. Conclusions.

The ZnO paste and Dragon fruit dye on ITO conductive glass substrate as a thin film have been fabricated and tested in the DCCS as a sensitizer was done. The UV spectra of Dragon fruit dye extracted show good absorption spectra with the wavelength of 465 nm to 575 nm with a maximum peak of 535 nm. The energy bandgap can be optimized to make a wide bandgap. The FTIR spectra can be concluded that the presence of Dragon fruit dye molecules attached to the surface of the ZnO layer. Meanwhile, three samples of the Dragon fruit dye coated ZnO on ITO glass (thin film) showed the more dye that is coated on a thin film of ZnO, so higher the value of the current generated. Dragon fruit extracted dye can absorb the light so that it can be used to make DSSC as a working electrode. ZnO paste is suggested to improve the surface and move electrons in the band gap between thin film and dye. Therefore, it can be concluded that the natural dye of the Dragon fruit dye extracted can be applied as a sensitizer. The next study must be done to measure the optimum film's thickness and electrical properties to get complete information.

Acknowledgement

The authors would like to thank the financial support from the Ministry of National Education, especially for the Bureau of Science Research and Universitas Jenderal Soedirman Grantee for supporting this research activity.

Declaration Of Competing Interest

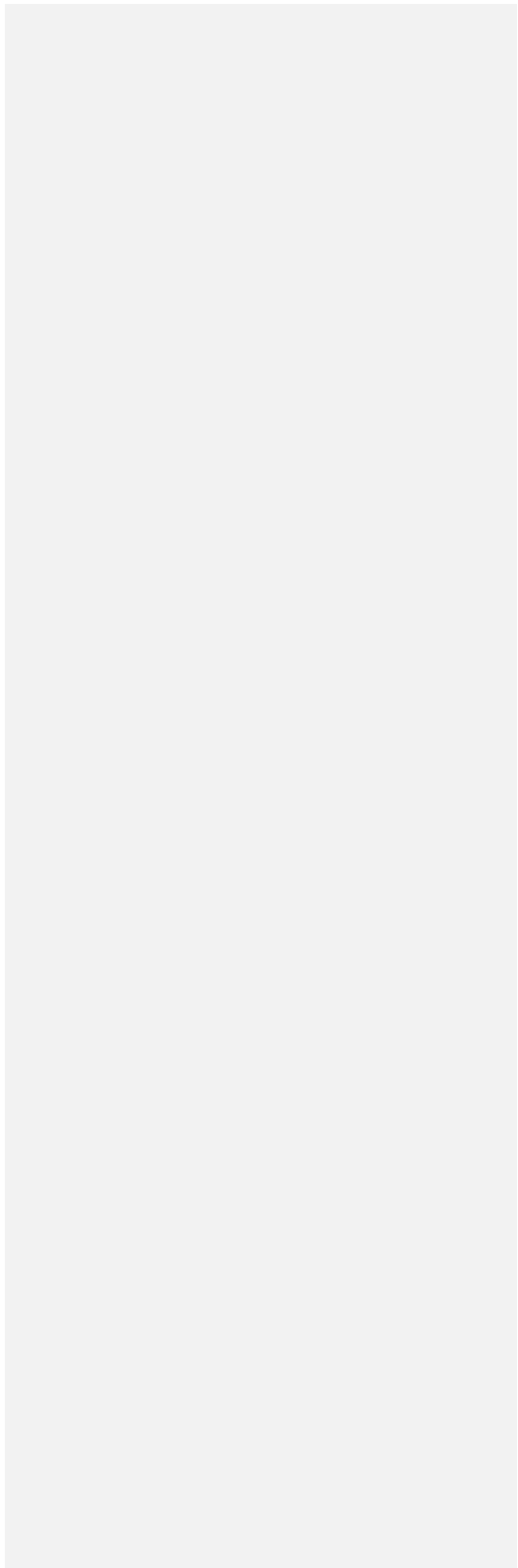
The authors declare that they have no known competing financial interest or personal relationships that could have appeared to influence the work reported in this paper.

References.

- [1] M. Grätzel, "Dye-sensitized solar cells," *J. Photochem. Photobiol. C Photochem. Rev.*, vol. 4, no. 2, pp. 145–153, 2003, doi: 10.1016/S1389-5567(03)00026-1.
- [2] S. Hao, J. Wu, Y. Huang, and J. Lin, "Natural dyes as photosensitizers for dye-sensitized solar cell," *Sol. Energy*, vol. 80, no. 2, pp. 209–214, 2006, doi: 10.1016/j.solener.2005.05.009.

- [3] B. Gratzel and O. Michael, "A low-cost, high-efficiency solar cell based on dye-sensitized colloidal TiO₂ films Brian," *Nature*, vol. 353, no. October, pp. 737–739, 1991.
- [4] S. Chatterjee and I. B. Karki, "Effect of Photoanodes on the Performance of Dye-Sensitized Solar Cells," *J. Inst. Eng.*, vol. 15, no. 3, pp. 62–68, 2020, doi: 10.3126/jie.v15i3.32008.
- [5] S. Shalini, R. Balasundara Prabhu, S. Prasanna, T. K. Mallick, and S. Senthilarasu, "Review on natural dye sensitized solar cells: Operation, materials and methods," *Renew. Sustain. Energy Rev.*, vol. 51, pp. 1306–1325, 2015, doi: 10.1016/j.rser.2015.07.052.
- [6] G. Richhariya, A. Kumar, P. Tekasakul, and B. Gupta, "Natural dyes for dye sensitized solar cell: A review," *Renew. Sustain. Energy Rev.*, vol. 69, no. April 2015, pp. 705–718, 2017, doi: 10.1016/j.rser.2016.11.198.
- [7] A. Torchani, S. Saadaoui, R. Gharbi, and M. Fathallah, "Sensitized solar cells based on natural dyes," *Curr. Appl. Phys.*, vol. 15, no. 3, pp. 307–312, 2015, doi: 10.1016/j.cap.2015.01.003.
- [8] R. Syafinar, N. Gomesh, M. Irwanto, M. Fareq, and Y. M. Irwan, "FT-IR and UV-VIS spectroscopy photochemical analysis of dragon fruit," *ARPJ J. Eng. Appl. Sci.*, vol. 10, no. 15, pp. 6354–6358, 2015.
- [9] R. Ali and N. Nayan, "Fabrication and analysis of dye-sensitized solar cell using natural dye extracted from dragon fruit," *Cell*, pp. 55–62, 2010, [Online]. Available: <http://penerbit.uthm.edu.my/ejournal/image/stories/ijiev2n3/ijiev2n3p7.pdf>
- [10] K. Wongcharee, V. Meeyoo, and S. Chavadej, "Dye-sensitized solar cell using natural dyes extracted from rosella and blue pea flowers," *Sol. Energy Mater. Sol. Cells*, vol. 91, no. 7, pp. 566–571, 2007, doi: 10.1016/j.solmat.2006.11.005.
- [11] G. Calogero and G. Di Marco, "Red Sicilian orange and purple eggplant fruits as natural sensitizers for dye-sensitized solar cells," *Sol. Energy Mater. Sol. Cells*, vol. 92, no. 11, pp. 1341–1346, 2008, doi: 10.1016/j.solmat.2008.05.007.
- [12] I. S. Mohamad, S. S. Ismail, M. N. Norizan, S. A. Z. Murad, and M. M. A. Abdullah, "ZnO Photoanode Effect on the Efficiency Performance of Organic Based Dye Sensitized Solar Cell," *IOP Conf. Ser. Mater. Sci. Eng.*, vol. 209, no. 1, 2017, doi: 10.1088/1757-899X/209/1/012028.
- [13] D. Ganta, J. Jara, and R. Villanueva, "Dye-sensitized solar cells using Aloe Vera and Cladode of Cactus extracts as natural sensitizers," *Chem. Phys. Lett.*, vol. 679, pp. 97–101, 2017, doi: 10.1016/j.cplett.2017.04.094.
- [14] A. Ehrmann and T. Blachowicz, "Comment on ȘDye-sensitized solar cells using Aloe Vera and Cladode of Cactus extracts as natural sensitizersș," *Chem. Phys. Lett.*, vol. 679, no. 2017, pp. 97–101, 2018, doi: 10.1016/j.cplett.2018.10.009.
- [15] M. Hosseinneshad, S. Rouhani, and K. Gharanjig, "Extraction and application of natural pigments for fabrication of green dye-sensitized solar cells," *Opto-Electronics Rev.*, vol. 26, no. 2, pp. 165–171, 2018, doi: 10.1016/j.opelre.2018.04.004.
- [16] N. T. R. N. Kumara, A. Lim, C. Ming, and M. Iskandar, "Recent progress and utilization of natural pigments in dye sensitized solar cells: A review," *Renew. Sustain. Energy Rev.*, vol. 78, no. July 2016, pp. 301–317, 2017, doi: 10.1016/j.rser.2017.04.075.
- [17] L. K. Singh and B. P. Koiry, "Natural Dyes and their Effect on Efficiency of TiO₂ based DSSCs: A Comparative Study," *Mater. Today Proc.*, vol. 5, no. 1, pp. 2112–2122, 2018, doi: 10.1016/j.matpr.2017.09.208.
- [18] B. Rahnejat, "Synthesis and characterization of Ag-doped TiO₂ nanostructure and investigation of its application as dye-sensitized solar cell," *NanoAnalysis*, vol. 2, no. 2, pp. 39–45, 2015.
- [19] G. Boschloo, T. Edvinsson, and A. Hagfeldt, "Dye-Sensitized Nanostructured ZnO Electrodes for Solar Cell Applications," *Nanostructured Mater. Sol. Energy Convers.*, pp. 227–254, 2006, doi: 10.1016/B978-044452844-5/50009-3.
- [20] M. Hosseinneshad *et al.*, "Dye-sensitized solar cells based on natural photosensitizers: A green view from Iran," *J. Alloys Compd.*, vol. 828, p. 154329, 2020, doi: 10.1016/j.jallcom.2020.154329.
- [21] I. N. Setiawan, I. A. D. Giriantari, W. G. Ariastina, I. B. A. Swamardika, A. S. Duniaji, and N. S. Kumara, "Natural Dyes from Fruit Waste as a Sensitizer for Dye Sensitized Solar Cell (DSSC)," *J. Electr. Electron. Informatics*, vol. 1, no. 1, p. 29, 2017, doi: 10.24843/jei.2017.v01.i01.p06.
- [22] M. S. Abdel-L *et al.*, "Dye-Sensitized Solar Cells Using Fifteen Natural Dyes as Sensitizers of Nanocrystalline TiO₂," *Sci. Technol. Dev.*, vol. 34, no. 3, pp. 135–139, 2015, doi: 10.3923/std.2015.135.139.

- [23] O. Adedokun, O. L. Adedeji, I. T. Bello, M. K. Awodele, and A. O. Awodugba, "Fruit peels pigment extracts as a photosensitizer in ZnO-based Dye-Sensitized Solar Cells," *Chem. Phys. Impact*, vol. 3, p. 100039, 2021, doi: 10.1016/j.chphi.2021.100039.
- [24] M. C. Ung, C. S. Sipaut, J. Dayou, K. S. Liow, J. Kulip, and R. F. Mansa, "Fruit based Dye Sensitized Solar Cells," *IOP Conf. Ser. Mater. Sci. Eng.*, vol. 217, no. 1, pp. 0–6, 2017, doi: 10.1088/1757-899X/217/1/012003.
- [25] A. H. Ahliha, F. Nurosyid, A. Supriyanto, and T. Kusumaningsih, "Optical properties of anthocyanin dyes on TiO₂ as photosensitizers for application of dye-sensitized solar cell (DSSC)," *IOP Conf. Ser. Mater. Sci. Eng.*, vol. 333, no. 1, pp. 0–5, 2018, doi: 10.1088/1757-899X/333/1/012018.
- [26] A. Nizori and Lamtiar, "Study of Red Dragon Fruit Peel (Hylocereus Polyrhizus) Extract as Natural Food Colorants to Physicochemical Properties of Pedada's Jam as Functional Foods," *IOP Conf. Ser. Earth Environ. Sci.*, vol. 519, no. 1, 2020, doi: 10.1088/1755-1315/519/1/012012.
- [27] A. K. Chandiran, M. Abdi-Jalebi, M. K. Nazeeruddin, and M. Grätzel, "Analysis of electron transfer properties of ZnO and TiO₂ photoanodes for dye-sensitized solar cells," *ACS Nano*, vol. 8, no. 3, pp. 2261–2268, 2014, doi: 10.1021/nn405535j.
- [28] N. Jamalullail, I. Smohamad, M. Nnorizan, and N. Mahmed, "Enhancement of Energy Conversion Efficiency for Dye Sensitized Solar Cell Using Zinc Oxide Photoanode," *IOP Conference Series: Materials Science and Engineering*, vol. 374, no. 1, 2018, doi: 10.1088/1757-899X/374/1/012048.
- [29] M. M. Byranvand, a N. Kharat, and a R. Badiei, "Electron Transfer in Dye-Sensitized Nanocrystalline TiO₂ Solar Cell," *J. Nanostructures*, vol. 2, pp. 19–26, 2012.
- [30] M. Li *et al.*, "ZnO Photoanode Effect on the Efficiency Performance of Organic Based Dye Sensitized Solar Cell ZnO Photoanode Effect on the Efficiency Performance of Organic Based Dye Sensitized Solar Cell", doi: 10.1088/1757-899X/209/1/012028.
- [31] R. Swanepoel, "Determination of the thickness and optical constants of amorphous silicon," *J. Phys. E Sci. Instrum.*, vol. 16, no. 27, 1983.
- [32] M. Grätzel, "Conversion of sunlight to electric power by nanocrystalline dye-sensitized solar cells," *J. Photochem. Photobiol. A Chem.*, vol. 164, no. 1–3, pp. 3–14, 2004, doi: 10.1016/j.jphotochem.2004.02.023.
- [33] A. Błaszczyk, K. Joachimiak-Lechman, S. Sady, T. Tański, M. Szindler, and A. Drygała, "Environmental performance of dye-sensitized solar cells based on natural dyes," *Sol. Energy*, vol. 215, no. December 2020, pp. 346–355, 2021, doi: 10.1016/j.solener.2020.12.040.



Review Form Response

Abstract (Abstrak) *

in the abstract section, we recommend that the results of all tests be included

Result of UV-Vis absorbance, dragon fruit dye has the highest absorbance rate with a peak of 530 nm and bandgap of 2.09 eV, while the ZnO sensitized by dragon fruit dye has the highest absorbance rate with a peak of 535 nm and bandgap of 2.56 eV. From FT-IR spectrometer result shows that dye extracted from dragon fruit, and ZnO sensitized by dragon fruit dye contained C=O stretching vibrations at the peak of 1716 cm^{-1} and the peak at 3423 cm^{-1} , and 3448 cm^{-1} shows the O-H stretching vibration. The C-O-C which corresponds to the esters group for Dragon fruit's dye is observed. It is a part of anthocyanin and chlorophyll. Zinc Oxide (ZnO) paste is coated on the Indium Tin Oxide (ITO) as the thin film is dipped in the Dragon fruit dye extracted for 30 hours. A thin film is prepared as the working electrode and counter electrode. The characteristic of current and voltage (I-V) as electrical properties are measured by the solar power meter. The best efficiency of dragon fruit dye extracted is 0.03%, and it can absorb the light from the sun. The performances of the dye absorption spectrum on the surface area are important aspects to determine the efficiency of the solar cell.

Introduction (Pendahuluan) *

add explanation of Natural Dyes as Photosensitizers especially dragon fruit and also explanations of Solar Cells Sensitive Dyes

The natural dye as a photosensitizer is dragon fruit dye. In the previous research, the TiO_2 layer added with dragon fruit dye obtained a visible spectrometer absorption of around 535 nm at the annealing temperature of 450°C and resulted in an electrical efficiency of 0.22% [21]. The TiO_2 layer coupled with the Dragon fruit dye showed absorption spectra between 450 nm to 700 nm with a peak value of 535 nm. It has shown types and pigments of invisible red spectra [22]. The Black Olive extracted has a higher photosensitization, broader absorption ability of sunlight to more energy in DSSC, and better charge transfer between the Black Olive extracted and TiO_2 surface [23][24]. A study on the fabrication of the prototype of Dye-Sensitized Solar Cells (DSSC) by Dragon fruit and TiO_2 was conducted [25][26].

Method (Metode) *

clarify again the method including solar power meter testing

The electrical properties of the Dragon fruit dye and ZnO paste on ITO glass substrate as a sensitizer were tested using sunlight as the light source. The radiated sunlight was measured by the solar power meter.

Result (Hasil) *

in the abstract, it is only explained about testing UV vis, FTIR, and solar power meters, why in the discussion there are other results, try to synchronize.

I have done to synchronize the result of UV-Vis, FTIR, and Solar power meters in the text.

Discussion (Pembahasan/ Diskusi) *

on the discussion of everything that is tested is discussed

I have written the result of UV-Vis, FTIR, and Solar power meters in the text.

Conclusion (Kesimpulan) *

conclusion based on discussion.

Result of UV-Vis absorbance, dragon fruit dye has the highest absorbance rate with a peak of 530 nm and bandgap of 2.09 eV, while the ZnO sensitized by dragon fruit dye has the highest absorbance rate with a peak of 535 nm and bandgap of 2.56 eV. The energy bandgap can be optimized to make a wide bandgap. The FTIR spectra show the presence of the dragon fruit dye molecules attached to the surface of the ZnO layer. The best efficiency of the result solar power meters from the third sample (SL-3) showed the more dye that is coated on a thin film of ZnO, so higher the value of the current generated.

Literature Cited (Kepustakaan) *

should use the latest references/latest articles/journals, for at least 5 years.

I have change the journal for at least 5 years. Tq.

Notes/ Reason (Catatan) For Author: *

is already very good, but re-synchronize the data according to the test, and continue to develop research with variations in types of fruits that have the potential to be sampled.

Next time, We will use the variations in the type of fruit dye to develop our research. Tq.

Natural dyes as a Photosensitizer from Dragon Fruit (*Hylocereus polyrhizus*) for Dye-Sensitized Solar Cells

Abstract

Natural Dye is one of the important materials of DSSC which absorbs photons from the sun's rays and transmits the photoelectron. One of the natural dyes is Dragon fruit dye. The characterization of the optical and electrical properties of a sensitizer DSSC used a UV-Vis spectrometer, FTIR spectrometer, and solar power meter. The absorption spectra of Dragon fruit dye extracted were obtained by UV-Vis spectrophotometer, Fourier Transforms Infra-Red (FT-IR) was used to characterize the dye's components, and measure the radiated and transmitted sunlight by solar power meters. *Result of UV-Vis absorbance, dragon fruit dye has the highest absorbance rate with a peak of 530 nm and bandgap of 2.09 eV, while the ZnO sensitized by dragon fruit dye has the highest absorbance rate with a peak of 535 nm and bandgap of 2.56 eV. From FT-IR spectrometer result shows that dye extracted from dragon fruit, and ZnO sensitized by dragon fruit dye contained C=O stretching vibrations at the peak of 1716 cm^{-1} , and the peak at 3423 cm^{-1} , and 3448 cm^{-1} shows the O-H stretching vibration. The C-O-C which corresponds to the esters group for Dragon fruit's dye is observed. It is a part of anthocyanin and chlorophyll. Zinc Oxide (ZnO) paste is coated on the Indium Tin Oxide (ITO) as the thin film is dipped in the Dragon fruit dye extracted for 30 hours. A thin film is prepared as the working electrode and counter electrode. The characteristic of current and voltage (I-V) as electrical properties are measured by the solar power meter. The best efficiency of dragon fruit dye extracted is 0.03%, and it can absorb the light from the sun. The performances of the dye absorption spectrum on the surface area are important aspects to determine the efficiency of the solar cell. The Dragon fruit dye extracted coated ZnO thin film could be used as a sensitizer since it will increase the correlation between the ZnO thin film and dye. And the last, it will improve the quality of solar cells as well. The dragon fruit dye has the potential a natural sensitizer in DSSC.*

Keywords: Optical and electrical properties, Zinc Oxide, Dragon fruit dye, Sensitizer Solar Cells.

1. Introduction

Dye-Sensitized Solar Cell (DSSC) is a solar cell type that uses the color solution and is composed of a photoanode, an oxide layer for electronic conduction, a monolayer of charge transfer dye, and a redox electrolyte, usually an organic solvent [1][2][3]. The function of the photoanode is very important to convert light energy into electrical energy and is deposited in the conductive glass. Photoanode is composed of a working electrode that had been coated with semiconductor materials [4][5]. The photoanode has a large surface area for the dye attached and good electron transport capability to achieve high energy conversion efficiency performance. The components of a Dye-sensitized Solar Cell (DSSC) are a working electrode, a counter electrode, and an electrolyte solution [5][6].

The electrodes are used as a separation between the light absorption function and the transport of the charge carrier. The DSSC functions as a medium for the absorption of solar radiation and widely-gap semiconductors such as TiO_2 , ZnO, and Nb_2O_3 as charge carrier transport [5]. The dye-

sensitized solar cell is a "sandwich" structure. It is made of transparent conductive glass, a porous nanometer membrane, electrolytes solution, and an electrode structure. The photoelectric conversion is complete in several interfaces dye and porous membrane, the dye molecules and electrolyte, and the electrolyte and the electrode. Dye sensitizers must have the absorption ability in the irradiation of sunlight. The dye molecules consist of hydroxide groups or carboxyl ones and can efficiently electron injection into the conduction band of the semiconductor. Dye sensitizers can be extracted from the natural dyes of plants [3][7].

In the previous research, there were types of research on natural dyes in DSSC. Natural dyes derived from dragon fruit [8] [9], rosella and blue pea flowers [10], red Sicilian orange, and purple eggplant fruits [11], dyes of prunus Domestica, Mangifera indica, and Citrus limon [12], aloe vera and cladode of cactus extracts [13] [14], etc. The natural dyes are suggested to the similar to the characteristic of the absorption coefficients highly. The synthesis of DSSC using natural dyes may offer a new possibility for the next application because the process is simple, low cost, green

environment, has no pollution, and local wisdom [15][16].

This type of DSSC of natural dyes as a photosensitizer has been widely used in research on the fabrication and characterization of DSSC by dipping in Titanium Dioxide (TiO_2) and Zinc Oxide (ZnO). Zinc oxide (ZnO) has a similar bandgap to TiO_2 [17][18][19][20]. It has higher electron mobility which helps in the process of electron transportation. The natural dye as a photosensitizer is dragon fruit dye. In the previous research, the TiO_2 layer added with dragon fruit dye obtained a visible spectrometer absorption of around 535 nm at the annealing temperature of 450 °C and resulted in an electrical efficiency of 0.22% [21]. The TiO_2 layer coupled with the dragon fruit dye showed absorption spectra between 450 nm to 700 nm with a peak value of 535 nm. It has shown types and pigments of invisible red spectra [22]. The Black Olive extracted has a higher photosensitization, broader absorption ability of sunlight to more energy in DSSC, and better charge transfer between the Black Olive extracted and TiO_2 surface [23][24]. A study on the fabrication of the prototype of Dye-Sensitized Solar Cells (DSSC) by dragon fruit and TiO_2 was conducted [25][26].

In this work, the preparation of DSSC used Zinc Oxide (ZnO) and dragon fruit extracted. The Dragon fruit dye is doped on a ZnO as a sensitizer DSSC. Dragon fruit is one of the tropic fruits that 30-35% part peels which contains anthocyanin and is red. ZnO has electronic properties such as an energy gap (E_g) and a conduction band which is widely used in DSSC [27]. ZnO has interesting properties including higher electron mobility than TiO_2 . DSSC constructed with ZnO as a photoanode can absorb more dye, improve the photon utilization rate and provide a rapid collection for the photoexcited carriers [28]. The performance of the DSSC depends on the sensitizer dye and wide bandgaps. Dye absorption is doped on the surface of thin films (TiO_2 , ZnO , etc.), and is very important to determine the performance of the solar cells [29][30]. Dragon fruit dye contains high enough natural anthocyanin dyes. Anthocyanins are dyes that have a role to give red color and have the potential to become natural dyes for food and can be used as an alternative to synthetic dyes that are safer for solar cells. The effect of dragon fruit dye can be got environment-friendly, easy to obtain, and low in cost.

2. Research Methodology

A. Materials

The materials in this experiment are the conductive glass substrates, ITO (25 mm x 25 mm, 15 Ω/sq), Zinc Oxide (ZnO) powder (Sigma Aldrich), Nitric Acid solution, Triton X-100,

Dragon fruit dye extracted, Iodine (I3, Sigma Aldrich) and Carbon from the candle.

B. Characterizations

The bandgap of the dragon fruit dye and ZnO paste on ITO glass substrate as a sensitizer were tested using a UV spectrophotometer and Fourier Transform Infrared (FTIR) spectrophotometer. The absorption of UV spectra was recorded by UV spectrophotometer Shimadzu type UV 1800 and with a wavelength of 400 to 700 nm. Meanwhile, FTIR spectra were recorded on Shimadzu 8201 PC with 1 cm^{-1} resolution with the wavenumber 400 to 4000 cm^{-1} . The sample was blended as a KBr pellet and scanned into a blank KBr pellet before measurement. The electrical properties of the Dragon fruit dye and ZnO paste on ITO glass substrate as a sensitizer were tested using sunlight as the light source. The radiated sunlight was measured by the solar power meter.

C. Research Design

1. Preparation of the Dragon fruit dye as a sensitizer

The Dragon fruit was mixed into 500 ml of distillate water at room temperature and milled for 10 minutes until homogenous. The mixture is put into a glass beaker and covered with aluminum foil to prevent evaporation for 24 hours to get the Dragon fruit dye. The Dragon fruit dye extracted is evaporated for 48 hours. The result of the evaporation is purple color. Then, the dye was diluted using distilled water to obtain a pure Dragon fruit dye solution as in Figure 1.



Figure 1. Dragon fruit dye extracted

The type of sample used is sample 1 which is dragon fruit dye purely and sample 2 is a mixture of dragon fruit dye with ZnO . Sample 2 was made with a ratio of 1:1 by dissolving 1 ml of ZnO into 1 ml of dragon fruit dye purely. It was tested using a UV-vis and FTIR spectrometer to determine the absorbance spectra and the functional groups of

each sample. The solar power meter is used to measure the radiated, and transmitted sunlight.

2. Preparation of the ZnO paste

0.2 g ZnO powder was blended with 0.4 ml Nitric Acid solution in a glass beaker. The solution blended was stirred using a magnetic stirrer for 15 minutes at a rate of rotation of 700 rpm and 80 °C until homogeneous. Then, it was added the Triton X-100 and covered with aluminum foil. The solution of ZnO and Nitric Acid can be coated on the side of the ITO conductive glass substrate using Doctor Blade Technique as a thin film.

3. Preparation of the ITO conductive glass

The ITO conductive glass as a substrate was cleaned using ethanol and dried using a hot plate for 5 minutes at a temperature of 100 °C to remove moisture.

4. Preparation of Counter Electrode

The ITO glass was coated as a carbon layer on the counter electrode by using a candle flame. Then the slide was heated on a hot plate at 150 °C for 15 min. For the carbon paste on the counter electrode, the carbon paste was prepared 0.1 g of carbon was added and mixed with ZnO pasta for 5 minutes. The carbon paste was heated on a hot plate at the sintering temperature of 300 °C for 1 hour. Then, the deposition of the carbon paste doped on ITO glass was done by the doctor blade method. After the paste becomes dry, the scotch tape was removed from the ITO glass as seen in Figure 2.

5. Preparation of the Dragon fruit dye and ZnO paste on the ITO glass (thin film) as a working electrode

ZnO paste on the ITO conductive glass substrate (thin film) is dropped by Dragon fruit dye extracted as much as four times. Then, it is rotated using a spin coater until it is evenly dispersed. The samples are SL-1, SL-2, and SL-3, respectively. SL-1, SL-2, and SL-3 are one, two, and three drops of Dragon fruit dye extracted. The Pre-annealing thin film is being done using a hotplate at a temperature of 100 °C for 15 minutes. Pre-annealing is used to remove water vapor in a thin layer. Then, the heating (annealing) thin film is done using a furnace at a temperature of 450 °C for 30 minutes. The annealing of the thin film process serves to improve the crystal structure.

In brief, Figure 3 depicts the counter electrode of the ITO conductive glass substrate that has been layered with carbon from the candle. The working electrode is arranged on the counter electrode. Between the electrodes, some drops of electrolyte solution (Iodine) are given. Then, both sides are clamped together using the binder clips. Sunlight enters the ITO glass and attacks dye

molecules and is absorbed on the ZnO surface. Sunlight was a primary source of the energy and was used to produce electricity.

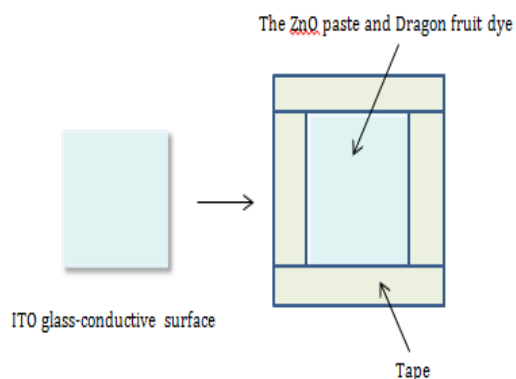


Figure 2. ZnO paste and dragon fruit dye on ITO glass substrate using Doctor Blade Technique

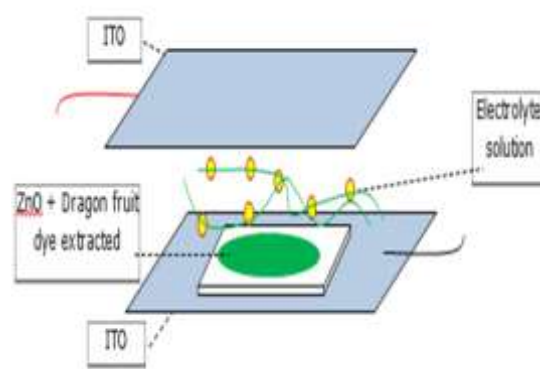


Figure 3. Design of DSSC

The photoanode of DSSC has two functions the support for sensitizer loading and the transporter of the photo-excited electron from the sensitizer to the external circuit. A large surface area is important to ensure high dye loading. The sample can be applied to the testing by an I-V meter as seen in Figure 4.

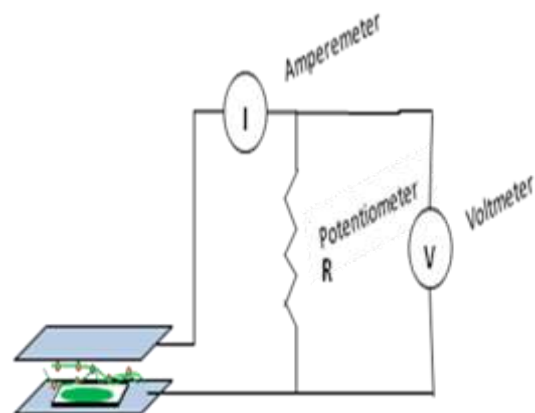


Figure 4. Design the Testing of DSSC using a solar power meter

3. Results and Discussion.

The absorption spectra of the Dragon fruit dye extracted were obtained by UV-Vis spectrophotometer as shown in Figure 3. Dragon fruit dye extracted can be absorbed in a wide range of visible light. The wavelength range is 400 nm to 700 nm. The Dragon fruit dye has the highest peak absorption at 530 nm. Dragon fruit dye extracted can absorb light from 465 nm to 575 nm wavelength (as shown in Figure 5.) Spectra of Dragon fruit dye have an absorbance of 0.74 and transmittance of 9.01%, respectively. The dragon fruit shows a good absorption spectrum between 450 nm to 600 nm with a peak value of 535 nm.

The ZnO thin film was sensitized by dragon fruit dye and has good absorption at a wavelength of 535 nm. It is a higher absorbance of dragon fruit dye purely. The decrease in absorption ability is due to the very short soaking time of 1 day. The long time of immersion affects the number of dye molecules that fill the pores in the ZnO thin layer so that absorption capacity is high. A mixture of ZnO and Dragon fruit dye can absorb the light because there are anthocyanin molecules on Dragon fruit dye adsorbed on the surface of ZnO particles.

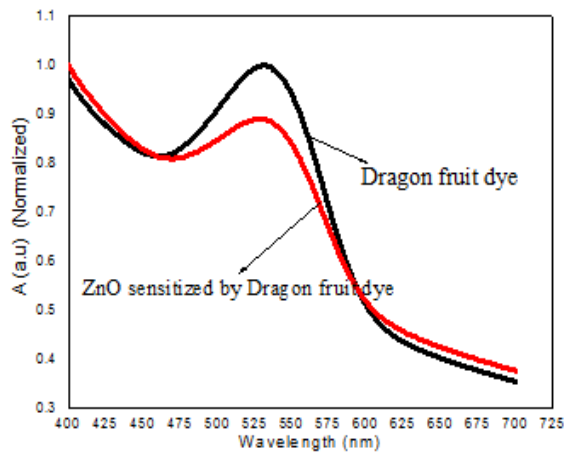


Figure 5. Absorption spectra of dragon fruit dye and ZnO sensitized by dragon fruit dye

Two types of optical properties such as direct and indirect are observed in the optical bandgap and are determined by optical absorption spectra. The optical absorption coefficient, $\alpha(\lambda)$ for photon energy is measured by [31].

$$\alpha(\lambda) = \frac{2.303 A}{d} \quad (1)$$

Where A is the absorbance spectra and d is the thickness of the thin film (m).

The optical absorption coefficient $\alpha(\lambda)$ as a function of photon energy $h\nu$ can be used by the Davis and Mott equation which is the optical

energy band gap that determines the type of optical properties:

$$\alpha(h\nu) = \frac{B(h\nu - E_{opt})^m}{h\nu} \quad (2)$$

Where B is the energy-independent constant, E_{opt} is the optical energy bandgap, $h\nu$ is photon energy and m is a constant.

The result of the energy bandgap of dragon fruit dye and ZnO sensitized by Dragon fruit dye can be seen in Figure 6.

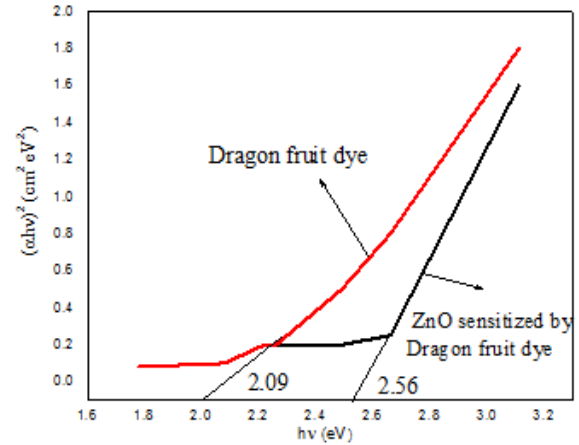


Figure 6. The energy gap band of Dragon Fruit Dye and ZnO sensitized by Dragon fruit dye

Figure 6 depicts the energy band gap of dragon fruit dye and ZnO sensitized by dragon fruit dye is 2.09 eV and 2.56 eV. The effect of the dragon fruit's dye-doped on ZnO thin can increase the energy bandgap by around 18.4%. The results of FTIR spectra can be shown in Figure 7.

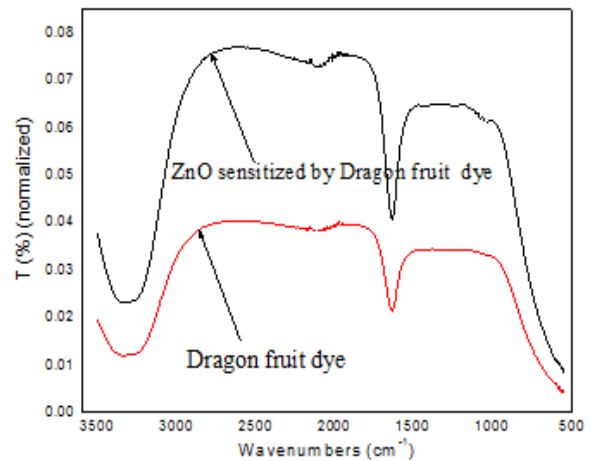


Figure 7. FTIR spectra of the Dragon fruit dye and ZnO sensitized by Dragon fruit dye

Figure 7 shows the result of the FTIR spectra. The board, and sharp absorption wavenumbers at 3200 - 3400 cm^{-1} and 1600 - 1700 cm^{-1} . Two broad bands at 3423 and 3448 cm^{-1} are for an H-bonded, and vibration of the free hydroxyl group.

The C=O stretching vibration is at 1716 cm⁻¹ for the dragon fruit dye compound. The C-O stretching is at 1407 cm⁻¹. The sharp peak shows the wavenumber range at 1030 – 1060 cm⁻¹ is C-O-C stretching vibration. It is esters acetates. Dragon fruit dye extracted contained the anthocyanin compound and had the carbonyl and hydroxyl groups function can interact with the thin film. The effect of anthocyanin on DSSC can be used in a photoelectric conversion. In the future, the research about the dragon fruit dye extracted will be fulfilled about the C-H bond which is derived from organic compound impurities trapped in the cavities of the ZnO thin layer.

The electric current in the DSSC circuit is the bonding of the anthocyanin dye molecule with ZnO. Anthocyanin dye molecules that bind to ZnO in the presence of light cause the excitation of electrons to the ZnO semiconductor conduction band through the glass conducting. These electrons cause an electric current. The bond that occurs in the anthocyanin dye with ZnO can occur through a chelate bond. This bond can occur between the hydroxyl group of anthocyanin.

A solar power meter is a device that can measure the radiated and transmitted sunlight. The measurement of the I-V was obtained to determine the energy performance of solar cells (DSSC) with the resulting output parameters, namely maximum voltage (V_{max}), maximum current (I_{max}), maximum power (P_{max}) and solar cell efficiency (η) can be seen in Figure 4. The conversion efficiency of solar cells is calculated according to :

$$\eta = \frac{P_{maksimum}}{P_{cahaya}} \times 100\% \quad (3)$$

The results of the solar power meter can be seen in Table 1. I-V Measurement with the intensity of the sun and the ambient temperature at the time of measurement is 129 lux and 30 °C.

Table 1. I-V Measurement of solar power meter

	V _{oc} (mV)	I _{sc} (μA)	P _{max} (mwatt)	η (%)
SL-1	0,4	4,9	1,96x10 ⁻⁹	0,002
SL-2	2,5	6,5	16,3x10 ⁻⁹	0,02
SL-3	2,44	13	31,7x10 ⁻⁹	0,03

Table 1 shows that the best efficiency is obtained from the SL-3 layer, namely 0.03%. It can be seen the resulting current is higher than the SL-1, and SL- 2 layers. The thickness of the SL-3 layer can absorb the light from the sun. The performances of the dye absorption spectrum on the surface area are important aspects to determine the efficiency of the solar cell. The efficiency value obtained in SL-1, SL-2, and SL-3 is still below the efficiency value of solar cells with silicon-based

materials [32][2]. The result of the current and voltage DSSC from dragon fruit dye extracted coated ZnO obtained, indicated that the energy bandgap could be optimized to make a wide bandgap. ZnO thin film needs the Dragon fruit dye to decrease the surface and move electrons in the bandgap.

The ZnO paste and dragon fruit dye on ITO conductive glass substrate as a thin film show that the thickness of the thin film will affect the electrical properties. The thickness of the thin film will increase, so the current value will increase continuously. It is because of the electrical properties of the thin film that have changed from conductor to semiconductor and the crystallinity of grain boundaries.

4. Conclusions.

The ZnO paste and dragon fruit dye on ITO conductive glass substrate as a thin film have been fabricated and tested in the DCCS as a sensitizer was done. **Result of UV-Vis absorbance, dragon fruit dye has the highest absorbance rate with a peak of 530 nm and bandgap of 2.09 eV, while the ZnO sensitized by dragon fruit dye has the highest absorbance rate with a peak of 535 nm and bandgap of 2.56 eV. The energy bandgap can be optimized to make a wide bandgap. The FTIR spectra show the presence of the dragon fruit dye molecules attached to the surface of the ZnO layer. The best efficiency of the result solar power meters from the third sample (SL-3) showed the more dye that is coated on a thin film of ZnO, so higher the value of the current generated.** Dragon fruit extracted dye can absorb the light so that it can be used to make DSSC as a working electrode. ZnO paste is suggested to improve the surface and move electrons in the band gap between the thin film and dye. It can be concluded that the natural dye of the dragon fruit dye extract can be applied as a sensitizer.

Acknowledgment

The authors would like to thank the financial support from the Ministry of National Education, especially the Bureau of Science Research and Universitas Jenderal Soedirman Grantee for supporting this research activity.

Declaration Of Competing Interest

The authors declare that they have no known competing financial interests or personal relationships that could have appeared to influence the work reported in this paper.

References.

- [1] K. Sharma, V. Sharma, and S. S. Sharma, "Dye-Sensitized Solar Cells: Fundamentals and Current Status," *Nanoscale Res. Lett.*,

- vol. 13, 2018, doi: 10.1186/s11671-018-2760-6.
- [2] A. Blaszczyk, K. Joachimiak-Lechman, S. Sady, T. Tański, M. Szindler, and A. Drygała, "Environmental performance of dye-sensitized solar cells based on natural dyes," *Sol. Energy*, vol. 215, no. December 2020, pp. 346–355, 2021, doi: 10.1016/j.solener.2020.12.040.
- [3] G. Richhariya, A. Kumar, P. Tekasakul, and B. Gupta, "Natural dyes for dye sensitized solar cell: A review," *Renew. Sustain. Energy Rev.*, vol. 69, no. April 2015, pp. 705–718, 2017, doi: 10.1016/j.rser.2016.11.198.
- [4] A. Bartolotta and G. Calogero, *Dye-sensitized solar cells: From synthetic dyes to natural pigments*. Elsevier Ltd, 2019. doi: 10.1016/B978-0-08-102762-2.00004-5.
- [5] S. Chatterjee and I. B. Karki, "Effect of Photoanodes on the Performance of Dye-Sensitized Solar Cells," *J. Inst. Eng.*, vol. 15, no. 3, pp. 62–68, 2020, doi: 10.3126/jie.v15i3.32008.
- [6] S. Shalini, R. Balasundara Prabhu, S. Prasanna, T. K. Mallick, and S. Senthilarasu, "Review on natural dye sensitized solar cells: Operation, materials and methods," *Renew. Sustain. Energy Rev.*, vol. 51, pp. 1306–1325, 2015, doi: 10.1016/j.rser.2015.07.052.
- [7] A. Torchani, S. Saadaoui, R. Gharbi, and M. Fathallah, "Sensitized solar cells based on natural dyes," *Curr. Appl. Phys.*, vol. 15, no. 3, pp. 307–312, 2015, doi: 10.1016/j.cap.2015.01.003.
- [8] R. Syafinar, N. Gomeish, M. Irwanto, M. Fareq, and Y. M. Irwan, "FT-IR and UV-VIS spectroscopy photochemical analysis of dragon fruit," *ARPN J. Eng. Appl. Sci.*, vol. 10, no. 15, pp. 6354–6358, 2015.
- [9] R. Ali and N. Nayan, "Fabrication and analysis of dye-sensitized solar cell using natural dye extracted from dragon fruit," *Cell*, pp. 55–62, 2010, [Online]. Available: <http://penerbit.uthm.edu.my/ejournal/image/s/stories/ijiev2n3/ijiev2n3p7.pdf>
- [10] K. Wongcharee, V. Meeyoo, and S. Chavadej, "Dye-sensitized solar cell using natural dyes extracted from rosella and blue pea flowers," *Sol. Energy Mater. Sol. Cells*, vol. 91, no. 7, pp. 566–571, 2007, doi: 10.1016/j.solmat.2006.11.005.
- [11] G. Calogero and G. Di Marco, "Red Sicilian orange and purple eggplant fruits as natural sensitizers for dye-sensitized solar cells," *Sol. Energy Mater. Sol. Cells*, vol. 92, no. 11, pp. 1341–1346, 2008, doi: 10.1016/j.solmat.2008.05.007.
- [12] I. S. Mohamad, S. S. Ismail, M. N. Norizan, S. A. Z. Murad, and M. M. A. Abdullah, "ZnO Photoanode Effect on the Efficiency Performance of Organic Based Dye Sensitized Solar Cell," *IOP Conf. Ser. Mater. Sci. Eng.*, vol. 209, no. 1, 2017, doi: 10.1088/1757-899X/209/1/012028.
- [13] D. Ganta, J. Jara, and R. Villanueva, "Dye-sensitized solar cells using Aloe Vera and Cladode of Cactus extracts as natural sensitizers," *Chem. Phys. Lett.*, vol. 679, pp. 97–101, 2017, doi: 10.1016/j.cplett.2017.04.094.
- [14] A. Ehrmann and T. Blachowicz, "Comment on ȘDye-sensitized solar cells using Aloe Vera and Cladode of Cactus extracts as natural sensitizersș," *Chem. Phys. Lett.*, vol. 679, no. 2017, pp. 97–101, 2018, doi: 10.1016/j.cplett.2018.10.009.
- [15] M. Hosseinneshad, S. Rouhani, and K. Gharanjig, "Extraction and application of natural pigments for fabrication of green dye-sensitized solar cells," *Opto-Electronics Rev.*, vol. 26, no. 2, pp. 165–171, 2018, doi: 10.1016/j.opelre.2018.04.004.
- [16] N. T. R. N. Kumara, A. Lim, C. Ming, and M. Iskandar, "Recent progress and utilization of natural pigments in dye sensitized solar cells: A review," *Renew. Sustain. Energy Rev.*, vol. 78, no. July 2016, pp. 301–317, 2017, doi: 10.1016/j.rser.2017.04.075.
- [17] L. K. Singh and B. P. Koiry, "Natural Dyes and their Effect on Efficiency of TiO₂ based DSSCs: A Comparative Study," *Mater. Today Proc.*, vol. 5, no. 1, pp. 2112–2122, 2018, doi: 10.1016/j.matpr.2017.09.208.
- [18] B. Rahnejat, "Synthesis and characterization of Ag-doped TiO₂ nanostructure and investigation of its application as dye-sensitized solar cell," *NanoAnalysis*, vol. 2, no. 2, pp. 39–45, 2015.
- [19] G. Boschloo, T. Edvinsson, and A. Hagfeldt, "Dye-Sensitized Nanostructured ZnO Electrodes for Solar Cell Applications," *Nanostructured Mater. Sol. Energy Convers.*, pp. 227–254, 2006, doi: 10.1016/B978-0-444-52844-5/50009-3.
- [20] M. Hosseinneshad *et al.*, "Dye-sensitized solar cells based on natural photosensitizers: A green view from Iran," *J. Alloys Compd.*, vol. 828, p. 154329, 2020, doi: 10.1016/j.jallcom.2020.154329.
- [21] I. N. Setiawan, I. A. D. Giriantari, W. G.

- Ariastina, I. B. A. Swamardika, A. S. Duniaji, and N. S. Kumara, "Natural Dyes from Fruit Waste as a Sensitizer for Dye Sensitized Solar Cell (DSSC)," *J. Electr. Electron. Informatics*, vol. 1, no. 1, p. 29, 2017, doi: 10.24843/jeei.2017.v01.i01.p06.
- [22] M. S. Abdel-L *et al.*, "Dye-Sensitized Solar Cells Using Fifteen Natural Dyes as Sensitizers of Nanocrystalline TiO₂," *Sci. Technol. Dev.*, vol. 34, no. 3, pp. 135–139, 2015, doi: 10.3923/std.2015.135.139.
- [23] O. Adedokun, O. L. Adedeji, I. T. Bello, M. K. Awodele, and A. O. Awodugba, "Fruit peels pigment extracts as a photosensitizer in ZnO-based Dye-Sensitized Solar Cells," *Chem. Phys. Impact*, vol. 3, p. 100039, 2021, doi: 10.1016/j.chphi.2021.100039.
- [24] M. C. Ung, C. S. Sipaut, J. Dayou, K. S. Liow, J. Kulip, and R. F. Mansa, "Fruit based Dye Sensitized Solar Cells," *IOP Conf. Ser. Mater. Sci. Eng.*, vol. 217, no. 1, pp. 0–6, 2017, doi: 10.1088/1757-899X/217/1/012003.
- [25] A. H. Ahliha, F. Nurosyid, A. Supriyanto, and T. Kusumaningsih, "Optical properties of anthocyanin dyes on TiO₂ as photosensitizers for application of dye-sensitized solar cell (DSSC)," *IOP Conf. Ser. Mater. Sci. Eng.*, vol. 333, no. 1, pp. 0–5, 2018, doi: 10.1088/1757-899X/333/1/012018.
- [26] A. Nizori and Lamtiar, "Study of Red Dragon Fruit Peel (*Hylocereus Polyrhizus*) Extract as Natural Food Colorants to Physicochemical Properties of Pedada's Jam as Functional Foods," *IOP Conf. Ser. Earth Environ. Sci.*, vol. 519, no. 1, 2020, doi: 10.1088/1755-1315/519/1/012012.
- [27] A. K. Chandiran, M. Abdi-Jalebi, M. K. Nazeeruddin, and M. Grätzel, "Analysis of electron transfer properties of ZnO and TiO₂ photoanodes for dye-sensitized solar cells," *ACS Nano*, vol. 8, no. 3, pp. 2261–2268, 2014, doi: 10.1021/nn405535j.
- [28] N. Jamalullail, I. Smohamad, M. Nnorizan, and N. Mahmed, "Enhancement of Energy Conversion Efficiency for Dye Sensitized Solar Cell Using Zinc Oxide Photoanode," *IOP Conference Series: Materials Science and Engineering*, vol. 374, no. 1, 2018, doi: 10.1088/1757-899X/374/1/012048.
- [29] M. M. Byranvand, a N. Kharat, and a R. Badiei, "Electron Transfer in Dye-Sensitized Nanocrystalline TiO₂ Solar Cell," *J. Nanostructures*, vol. 2, pp. 19–26, 2012.
- [30] M. Li *et al.*, "ZnO Photoanode Effect on the Efficiency Performance of Organic Based Dye Sensitized Solar Cell ZnO Photoanode Effect on the Efficiency Performance of Organic Based Dye Sensitized Solar Cell," doi: 10.1088/1757-899X/209/1/012028.
- [31] R. Swanepoel, "Determination of the thickness and optical constants of amorphous silicon," *J. Phys. E Sci. Instrum.*, vol. 16, no. 27, 1983.
- [32] M. Grätzel, "Conversion of sunlight to electric power by nanocrystalline dye-sensitized solar cells," *J. Photochem. Photobiol. A Chem.*, vol. 164, no. 1–3, pp. 3–14, 2004, doi: 10.1016/j.jphotochem.2004.02.023.



Journal Polimesin

Disseminating information on the research of mechanical engineering
 Index: ICI, SINTA 2, Google Scholar ISSN Online: 2549-1199, ISSN Print: 1693-5462
 Department of Mechanical Engineering, Lhokseumawe State Polytechnic, Lhokseumawe 24301, Indonesia

HOME ABOUT USER HOME SEARCH CURRENT ARCHIVES ANNOUNCEMENTS FOCUS & SCOPE AUTHOR GUIDELINES EDITORS REVIEWERS

CONTACT

Home > User > Author > Submissions > #3082 > Editing

#3082 Editing

SUMMARY REVIEW EDITING

Submission

Authors Dr. Kartika Sari, S.Si., M.Si.

Title Natural dyes as a Photosensitizer from Dragon Fruit (Hylocereus polyrhizus) for Dye-Sensitized Solar Cells

Section

Editor Faisal Nur

Copyediting

COPYEDIT INSTRUCTIONS

Copyeditor Ilham Jaya

REVIEW METADATA

	REQUEST	UNDERWAY	COMPLETE
1. Initial Copyedit File: None	2022-10-28	2022-11-01	—
2. Author Copyedit File: None <input type="button" value="Choose File"/> No file chosen <input type="button" value="Upload"/>	—	—	
3. Final Copyedit File: None	—	—	—

Copyedit Comments No Comments

Layout

Layout Editor None

Layout Version REQUEST UNDERWAY COMPLETE VIEWS

None

Galley Format

FILE
None

Supplementary Files

FILE
None

Layout Comments No Comments

Proofreading

Proofreader None

REVIEW METADATA

	REQUEST	UNDERWAY	COMPLETE
1. Author	—	—	
2. Proofreader	—	—	—
3. Layout Editor	—	—	—

Proofreading Corrections No Comments [PROOFING INSTRUCTIONS](#)

Publication Ethics

Open Access Policy

Online Submission

Peer Review Process

Author Fees

Abstracting & Indexing

COLLABORATED WITH PDRI;



MoU Jurnal Polimesin-PDRI

Supported by :



ARTICLE TEMPLATE



ISSN

P-ISSN: 1693-5462 ; E-ISSN: 2549-1199



USER

You are logged in as...

kartika71

» My Journals

» My Profile

» Log Out

JOURNAL CONTENT

Search

Search Scope

All

ABSTRACTING & INDEXING BY:



Ciptaan disebarluaskan di bawah Lisensi Creative Commons Atribusi-BerbagiSerupa 4.0 Internasional.

Mailing Address:

Politeknik Negeri Lhokseumawe
Jl. Banda Aceh-Medan
Km. 280,3, Buketrata, Mesjid Punteut, Blang Mangat,
Kota Lhokseumawe, 24301
Propinsi Aceh,
Indonesia

- Browse
- » By Issue
 - » By Author
 - » By Title
 - » Other Journals

INFORMATION

- » For Readers
- » For Authors
- » For Librarians

KEYWORDS

: Oil Treatment, Motor
bensin, Viskositas, Aditif.
CAD/CAE DOE Drilling Experiments
FDM Loop heat pipe Optimal parameters
Pool tub Stainless steel, fatigue life,
endurance limit, crack pattern, high cycle
Temperature analysis, airflow, computational
fluid dynamics, tunnel-type dryer.
Translational displacement Universitas Wind
Energy, Wind Speed, Power burr height
coconut shells, char briquettes, hole
numbers, pressuring time, combustion
characteristics computational fluid dynamics
impinging jet lahan solar dryer, natural
convection, coffee bean, IoT transient
simulation

Web Traffic Analysis



00308957
Web Traffic Analysis

WRITING TOOLS



JOURNAL HELP



Jurnal Polimesin

Disseminating information on the research of mechanical engineering
Index: ICI, SINTA 2, Google Scholar ISSN Online: 2549-1199, ISSN Print: 1693-5462
Department of Mechanical Engineering, Lhokseumawe State Polytechnic, Lhokseumawe 24301, Indonesia

HOME ABOUT USER HOME SEARCH CURRENT ARCHIVES ANNOUNCEMENTS FOCUS & SCOPE AUTHOR GUIDELINES EDITORS REVIEWERS

CONTACT
Home > User > Author > Submissions > #3082 > Review

#3082 Review

SUMMARY REVIEW EDITING

Submission

Authors Dr. Kartika Sari, S.Si., M.Si.

Title Natural dyes as a Photosensitizer from Dragon Fruit (Hylocereus polyrhizus) for Dye-Sensitized Solar Cells

Section

Editor Faisal Nur

Peer Review

Round 1

Review Version 3082-7949-3-RV.DOCX 2022-08-22

Initiated 2022-08-11

Last modified 2022-09-25

Uploaded file Reviewer C 3082-8450-1-RV.DOCX 2022-09-25

Editor Decision

Decision Accept Submission 2022-10-16

Notify Editor Editor/Author Email Record 2022-10-16

Editor Version 3082-7950-1-ED.PDF 2022-09-25

Author Version 3082-8522-1-ED.PDF 2022-10-12 [DELETE](#)
3082-8522-2-ED.PDF 2022-10-17 [DELETE](#)

Upload Author Version No file chosen

Publication Ethics

Open Access Policy

Online Submission

Peer Review Process

Author Fees

Abstracting & Indexing

COLLABORATED WITH PDRI;



MoU Jurnal Polimesin-PDRI

Supported by :



ARTICLE TEMPLATE



ISSN

P-ISSN: 1693-5462 ; E-ISSN: 2549-1199



USER

You are logged in as...
kartika71

» My Journals
» My Profile
» Log Out

JOURNAL CONTENT

Search

Search Scope

All

ABSTRACTING & INDEXING BY:



Ciptaan disebarluaskan di bawah Lisensi Creative Commons Atribusi-BerbagiSerupa 4.0 Internasional.

Mailing Address:

Politeknik Negeri Lhokseumawe

Jl. Banda Aceh-Medan
Km. 280,3, Buketrata, Mesjid Punteut, Blang Mangat,
Kota Lhokseumawe, 24301

Propinsi Aceh,
Indonesia

- Browse
- » By Issue
 - » By Author
 - » By Title
 - » Other Journals

- INFORMATION
- » For Readers
 - » For Authors
 - » For Librarians

KEYWORDS

: Oil Treatment, Motor
bensin, Viskositas, Aditif.
CAD/CAE DOE Drilling Experiments
FDM Loop heat pipe Optimal parameters
Pool tub Stainless steel, fatigue life,
endurance limit, crack pattern, high cycle
Temperature analysis, airflow, computational
fluid dynamics, tunnel-type dryer.
Translational displacement Universitas Wind
Energy, Wind Speed, Power burr height
coconut shells, char briquettes, hole
numbers, pressuring time, combustion
characteristics computational fluid dynamics
impinging jet lahan solar dryer, natural
convection, coffee bean, IoT transient
simulation

Web Traffic Analysis

Visitors

See i

 58 , 703	 621	 287
 10 , 642	 559	 254
 3 , 911	 511	 214
 2 , 139	 508	 186
 1 , 547	 432	 166
 1 , 362	 421	 164
 1 , 314	 397	 143
 1 , 055	 388	 141
 929	 342	 126
 837	 326	 115



00308956

Web Traffic Analysis

WRITING TOOLS




Mendeley Citation.pdf





JOURNAL HELP



Jurnal Polimesin

Disseminating information on the research of mechanical engineering

Index: ICI, SINTA 2, Google Scholar ISSN Online: 2549-1199, ISSN Print: 1693-5462

Department of Mechanical Engineering, Lhokseumawe State Polytechnic, Lhokseumawe 24301, Indonesia

[HOME](#) [ABOUT](#) [USER HOME](#) [SEARCH](#) [CURRENT](#) [ARCHIVES](#) [ANNOUNCEMENTS](#) [FOCUS & SCOPE](#) [AUTHOR GUIDELINES](#) [EDITORS](#) [REVIEWERS](#)



[CONTACT](#)

[Home](#) > [User](#) > [Author](#) > [Submissions](#) > [#3082](#) > [Summary](#)

#3082 Summary

[SUMMARY](#) [REVIEW](#) [EDITING](#)

Submission

Authors	Dr. Kartika Sari, S.Si., M.Si.		
Title	Natural dyes as a Photosensitizer from Dragon Fruit (Hylocereus polyrhizus) for Dye-Sensitized Solar Cells		
Original file	3082-7948-1-SM.DOCX	2022-08-09	
Supp. files	None	ADD A SUPPLEMENTARY FILE	
Submitter	Dr. Kartika Sari, S.Si., M.Si. 		
Date submitted	August 9, 2022 - 01:34 PM		
Section			
Editor	Faisal Nur 		
Author comments	I submit a paper with the title		
	Natural dyes as a Photosensitizer from Dragon Fruit (Hylocereus polyrhizus) for Dye-Sensitized Solar Cells		
	to be published in the journal Polimesin. Thank you.		

Status

Status	In Editing
Initiated	2022-10-16
Last modified	2022-10-17

Submission Metadata

[EDIT METADATA](#)

Authors

Name	Dr. Kartika Sari, S.Si., M.Si.
ORCID iD	http://orcid.org/0000-0003-0626-1474
Affiliation	Jenderal Soedirman University
Country	—
Bio Statement	Physics departement of Natural Science and Mathematic Faculty
Principal contact for editorial correspondence.	

Title and Abstract

Title	Natural dyes as a Photosensitizer from Dragon Fruit (Hylocereus polyrhizus) for Dye-Sensitized Solar Cells
Abstract	<i>Natural Dye is one of the important materials of DSSC which absorbs photons from the sun's rays and transmits the photoelectron. One of the natural dyes is Dragon fruit dye. The characterization of the optical and electrical properties of a sensitizer DSSC used a UV-Vis spectrometer, FTIR spectrometer, and solar power meter. The absorption spectra of the UV-Vis spectrometer are being measured by a wavelength range of 400 – 700 nm and show a maximum peak of 535 nm. The result of the FTIR spectrometer shows the functional group of H-bond stretching, C=O, and C-O-H stretching vibrations. It is a part of anthocyanin and chlorophyll. Zinc Oxide (ZnO) paste coated on the Indium Tin Oxide (ITO) as the thin film is dipped in the Dragon fruit dye extracted for 30 hours. Thin film is prepared as the working electrode and counter electrode. The characteristic of current and voltage (I-V) as electrical properties are measured by the solar power meter. The result of the current and voltage DSSC from Dragon fruit dye extracted coated ZnO obtained, indicated that the energy bandgap could be optimized to make a wide bandgap. ZnO thin film needs the Dragon fruit dye to decrease the surface and move electrons in the bandgap. The Dragon fruit dye extracted coated ZnO thin film could be used as a sensitizer since it will increase the correlation between the ZnO thin film and dye. And the last, it will improve the quality of solar cells as well.</i>

[Publication Ethics](#)

[Open Access Policy](#)

[Online Submission](#)

[Peer Review Process](#)

[Author Fees](#)

[Abstracting & Indexing](#)

COLLABORATED WITH PDRI;



MoU Jurnal Polimesin-PDRI

Supported by :



ARTICLE TEMPLATE



ISSN

P-ISSN: 1693-5462 ; E-ISSN: 2549-1199



USER

You are logged in as...

kartika71

» [My Journals](#)
 » [My Profile](#)
 » [Log Out](#)

JOURNAL CONTENT

Search

Search Scope

All

[Search](#)

Indexing

Keywords Optical and electrical properties, Zinc Oxide, Dragon fruit dye, Sensitizer Solar Cells

Language en

Supporting Agencies

Agencies Universitas Jenderal Soedirman

References

- References
- [1] M. Grätzel, "Dye-sensitized solar cells," *J. Photochem. Photobiol. C Photochem. Rev.*, vol. 4, no. 2, pp. 145–153, 2003, doi: 10.1016/S1389-5567(03)00026-1.
 - [2] S. Hao, J. Wu, Y. Huang, and J. Lin, "Natural dyes as photosensitizers for dye-sensitized solar cell," *Sol. Energy*, vol. 80, no. 2, pp. 209–214, 2006, doi: 10.1016/j.solener.2005.05.009.
 - [3] B. Gratzel and O. Michael, "A low-cost, high-efficiency solar cell based on dye-sensitized colloidal TiO₂ films Brian," *Nature*, vol. 353, no. October, pp. 737–739, 1991.
 - [4] S. Chatterjee and I. B. Karki, "Effect of Photoanodes on the Performance of Dye-Sensitized Solar Cells," *J. Inst. Eng.*, vol. 15, no. 3, pp. 62–68, 2020, doi: 10.3126/jie.v15i3.32008.
 - [5] S. Shalini, R. Balasundara Prabhu, S. Prasanna, T. K. Mallick, and S. Senthilarasu, "Review on natural dye sensitized solar cells: Operation, materials and methods," *Renew. Sustain. Energy Rev.*, vol. 51, pp. 1306–1325, 2015, doi: 10.1016/j.rser.2015.07.052.
 - [6] G. Richhariya, A. Kumar, P. Tekasakul, and B. Gupta, "Natural dyes for dye sensitized solar cell: A review," *Renew. Sustain. Energy Rev.*, vol. 69, no. April 2015, pp. 705–718, 2017, doi: 10.1016/j.rser.2016.11.198.
 - [7] A. Torchani, S. Saadaoui, R. Gharbi, and M. Fathallah, "Sensitized solar cells based on natural dyes," *Curr. Appl. Phys.*, vol. 15, no. 3, pp. 307–312, 2015, doi: 10.1016/j.cap.2015.01.003.
 - [8] R. Syafinar, N. Gomesh, M. Irwanto, M. Fareq, and Y. M. Irwan, "FT-IR and UV-VIS spectroscopy photochemical analysis of dragon fruit," *ARPN J. Eng. Appl. Sci.*, vol. 10, no. 15, pp. 6354–6358, 2015.
 - [9] R. Ali and N. Nayan, "Fabrication and analysis of dye-sensitized solar cell using natural dye extracted from dragon fruit," *Cell*, pp. 55–62, 2010, [Online]. Available: <http://penerbit.uthm.edu.my/ejournal/images/stories/ijiev2n3/ijiev2n3p7.pdf>
 - [10] K. Wongcharee, V. Meeyoo, and S. Chavadej, "Dye-sensitized solar cell using natural dyes extracted from rosella and blue pea flowers," *Sol. Energy Mater. Sol. Cells*, vol. 91, no. 7, pp. 566–571, 2007, doi: 10.1016/j.solmat.2006.11.005.
 - [11] G. Calogero and G. Di Marco, "Red Sicilian orange and purple eggplant fruits as natural sensitizers for dye-sensitized solar cells," *Sol. Energy Mater. Sol. Cells*, vol. 92, no. 11, pp. 1341–1346, 2008, doi: 10.1016/j.solmat.2008.05.007.
 - [12] I. S. Mohamad, S. S. Ismail, M. N. Norizan, S. A. Z. Murad, and M. M. A. Abdullah, "ZnO Photoanode Effect on the Efficiency Performance of Organic Based Dye Sensitized Solar Cell," *IOP Conf. Ser. Mater. Sci. Eng.*, vol. 209, no. 1, 2017, doi: 10.1088/1757-899X/209/1/012028.
 - [13] D. Ganta, J. Jara, and R. Villanueva, "Dye-sensitized solar cells using Aloe Vera and Cladode of Cactus extracts as natural sensitizers," *Chem. Phys. Lett.*, vol. 679, pp. 97–101, 2017, doi: 10.1016/j.cplett.2017.04.094.
 - [14] A. Ehrmann and T. Blachowicz, "Comment on 'Dye-sensitized solar cells using Aloe Vera and Cladode of Cactus extracts as natural sensitizers' [Chem. Phys. Lett. 679 (2017) 97–101]," *Chem. Phys. Lett.*, vol. 679, no. 2017, pp. 97–101, 2018, doi: 10.1016/j.cplett.2018.10.009.
 - [15] M. Hosseinneshad, S. Rouhani, and K. Gharanjig, "Extraction and application of natural pigments for fabrication of green dye-sensitized solar cells," *Opto-Electronics Rev.*, vol. 26, no. 2, pp. 165–171, 2018, doi: 10.1016/j.opelre.2018.04.004.
 - [16] N. T. R. N. Kumara, A. Lim, C. Ming, and M. Iskandar, "Recent progress and utilization of natural pigments in dye sensitized solar cells: A review," *Renew. Sustain. Energy Rev.*, vol. 78, no. July 2016, pp. 301–317, 2017, doi: 10.1016/j.rser.2017.04.075.
 - [17] L. K. Singh and B. P. Koiry, "Natural Dyes and their Effect on Efficiency of TiO₂ based DSSCs: A Comparative Study," *Mater. Today Proc.*, vol. 5, no. 1, pp. 2112–2122, 2018, doi: 10.1016/j.matpr.2017.09.208.
 - [18] B. Rahnejat, "Synthesis and characterization of Ag-doped TiO₂ nanostructure and investigation of its application as dye-sensitized solar cell," *NanoAnalysis*, vol. 2, no. 2, pp. 39–45, 2015.
 - [19] G. Boschloo, T. Edvinsson, and A. Hagfeldt, "Dye-Sensitized Nanostructured ZnO Electrodes for Solar Cell Applications," *Nanostructured Mater. Sol. Energy Convers.*, pp. 227–254, 2006, doi: 10.1016/B978-044452844-5/50009-3.
 - [20] M. Hosseinneshad et al., "Dye-sensitized solar cells based on natural photosensitizers: A green view from Iran," *J. Alloys Compd.*, vol. 828, p. 154329, 2020, doi: 10.1016/j.jallcom.2020.154329.
 - [21] I. N. Setiawan, I. A. D. Giriantari, W. G. Ariastina, I. B. A. Swamardika, A. S. Duniaji, and N. S. Kumara, "Natural Deys from Fruit Waste as a Sensitizer for Dye Sensitized Solar Cell (DSSC)," *J. Electr. Electron. Informatics*, vol. 1, no. 1, p. 29, 2017, doi: 10.24843/jeei.2017.v01.i01.p06.
 - [22] M. S. Abdel-L et al., "Dye-Sensitized Solar Cells Using Fifteen Natural Dyes as Sensitizers of Nanocrystalline TiO₂," *Sci. Technol. Dev.*, vol. 34, no. 3, pp. 135–139, 2015, doi: 10.3923/std.2015.135.139.
 - [23] O. Adedokun, O. L. Adediji, I. T. Bello, M. K. Awodele, and A. O. Awodugba, "Fruit peels pigment extracts as a photosensitizer in ZnO-based Dye-Sensitized Solar Cells," *Chem. Phys. Impact*, vol. 3, p. 100039, 2021, doi: 10.1016/j.chphi.2021.100039.
 - [24] M. C. Ung, C. S. Sipaut, J. Dayou, K. S. Liow, J. Kulip, and R. F. Mansa, "Fruit based Dye Sensitized Solar Cells," *IOP Conf. Ser. Mater. Sci. Eng.*, vol. 217, no. 1, pp. 0–6, 2017, doi: 10.1088/1757-899X/217/1/012003.
 - [25] A. H. Ahliha, F. Nurosyid, A. Supriyanto, and T. Kusumaningsih, "Optical properties of anthocyanin dyes on TiO₂ as photosensitizers for application of dye-sensitized solar cell (DSSC)," *IOP Conf. Ser. Mater. Sci. Eng.*, vol. 333, no. 1, pp. 0–5, 2018, doi: 10.1088/1757-899X/333/1/012018.
 - [26] A. Nizori and Lamtiar, "Study of Red Dragon Fruit Peel (Hylocereus Polyrrhizus) Extract as Natural Food Colorants to Physicochemical Properties of Pedada's Jam as Functional Foods," *IOP Conf. Ser. Earth Environ. Sci.*, vol. 519, no. 1, 2020, doi: 10.1088/1755-1315/519/1/012012.

Browse

» By Issue
 » By Author
 » By Title
 » Other Journals

INFORMATION

» For Readers
 » For Authors
 » For Librarians

KEYWORDS

: Oil Treatment, Motor bensin, Viskositas, Aditif. CAD/CAE DOE Drilling Experiments FDM Loop heat pipe Optimal parameters Pool tub Stainless steel, fatigue life, endurance limit, crack pattern, high cycle Temperature analysis, airflow, computational fluid dynamics, tunnel-type dryer. Translational displacement Universitas Wind Energy, Wind Speed, Power burr height coconut shells, char briquettes, hole numbers, pressuring time, combustion characteristics computational fluid dynamics impinging jet lahan solar dryer, natural convection, coffee bean, IoT transient simulation

Web Traffic Analysis



00308955

Web Traffic Analysis

WRITING TOOLS



Mendeley Citation.pdf



JOURNAL HELP

- [27] A. K. Chandiran, M. Abdi-Jalebi, M. K. Nazeeruddin, and M. Grätzel, "Analysis of electron transfer properties of ZnO and TiO₂ photoanodes for dye-sensitized solar cells," *ACS Nano*, vol. 8, no. 3, pp. 2261–2268, 2014, doi: 10.1021/nn405535j.
- [28] N. Jamalullail, I. Smohamad, M. Nnorizan, and N. Mahmed, "Enhancement of Energy Conversion Efficiency for Dye Sensitized Solar Cell Using Zinc Oxide Photoanode," *IOP Conference Series: Materials Science and Engineering*, vol. 374, no. 1. 2018. doi: 10.1088/1757-899X/374/1/012048.
- [29] M. M. Byranvand, a N. Kharat, and a R. Badiel, "Electron Transfer in Dye-Sensitized Nanocrystalline TiO₂ Solar Cell," *J. Nanostructures*, vol. 2, pp. 19–26, 2012.
- [30] M. Li et al., "ZnO Photoanode Effect on the Efficiency Performance of Organic Based Dye Sensitized Solar Cell ZnO Photoanode Effect on the Efficiency Performance of Organic Based Dye Sensitized Solar Cell", doi: 10.1088/1757-899X/209/1/012028.
- [31] R. Swanepoel, "Determination of the thickness and optical constants of amorphous silicon," *J. Phys. E Sci. Instrum.*, vol. 16, no. 27, 1983.
- [32] M. Grätzel, "Conversion of sunlight to electric power by nanocrystalline dye-sensitized solar cells," *J. Photochem. Photobiol. A Chem.*, vol. 164, no. 1–3, pp. 3–14, 2004, doi: 10.1016/j.jphotochem.2004.02.023.
- [33] A. Błaszczyk, K. Joachimiak-Lechman, S. Sady, T. Tański, M. Szindler, and A. Drygała, "Environmental performance of dye-sensitized solar cells based on natural dyes," *Sol. Energy*, vol. 215, no. December 2020, pp. 346–355, 2021, doi: 10.1016/j.solener.2020.12.040.

ABSTRACTING & INDEXING BY:



Ciptaan disebarluaskan di bawah Lisensi Creative Commons Atribusi-BerbagiSerupa 4.0 Internasional.

Mailing Address:

Politeknik Negeri Lhokseumawe

Jl. Banda Aceh-Medan
Km. 280,3, Buketrata, Mesjid Punteut, Blang Mangat,
Kota Lhokseumawe, 24301

Propinsi Aceh,
Indonesia



kartika.sari 1 <kartika.sari@unsoed.ac.id>

Revisions Required

6 pesan

Journal Polimesin <polimesin@gmail.com>

11 Oktober 2022 pukul 20.41

Kepada: kartika.sari@unsoed.ac.id

Dr. Kartika Sari, S.Si., M.Si.:

We have reached a decision regarding your submission to Jurnal Polimesin, "Natural dyes as a Photosensitizer from Dragon Fruit (*Hylocereus polyrhizus*) for Dye-Sensitized Solar Cells".

Our decision is to: Revisions Required

<http://e-jurnal.pnl.ac.id/polimesin/login>

A. Jannifar, PhD

Politeknik Negeri Lhokseumawe, Scopus Author ID: 55123253500

Phone +6289531123454

ajannifar@pnl.ac.id

4. Panduan Untuk Penulis Ketika Menerima Artikel Review dari Reviewer (Ind)_compressed.pdf

238K

kartika.sari 1 <kartika.sari@unsoed.ac.id>

12 Oktober 2022 pukul 02.49

Kepada: Journal Polimesin <polimesin@gmail.com>

Dear editor-in-chief
Journal Polimesin

Assalamu'alaikum

I have sent back our revised manuscript. I hope you can accept it to publish in your journal.

Thank you very much.

Best regards,

Dr. Kartika Sari, S.Si., M.Si.

Phone : 085741491916

[Kutipan teks disembunyikan]

--

Dr. Kartika Sari, S.Si., M.Si.

Department of Physics Faculty of Mathematics and Natural Sciences

Universitas Jenderal Soedirman

Dr. Suparno 61 Karangwangkal

Purwokerto - Indonesia 53123

Phone : +62 81325626349

E-mail : tikasari1571@gmail.com or kartika.sari@unsoed.ac.id

kartika.sari 1 <kartika.sari@unsoed.ac.id>

12 Oktober 2022 pukul 02.52

Kepada: "Dr. Ampala Khoryanton, S.T., M.T." <ampala.khoryanton@polines.ac.id>

Natural dyes as a Photosensitizer from Dragon Fruit (*Hylocereus polyrhizus*) for Dye-Sensitized Solar Cells

Abstract

Natural Dye is one of the important materials of DSSC which absorbs photons from the sun's rays and transmits the photoelectron. One of the natural dyes is Dragon fruit dye. The characterization of the optical and electrical properties of a sensitizer DSSC used a UV-Vis spectrometer, FTIR spectrometer, and solar power meter. The absorption spectra of Dragon fruit dye extracted were obtained by UV-Vis spectrophotometer, Fourier Transforms Infra-Red (FT-IR) was used to characterize the dye's components, and measure the radiated and transmitted sunlight by solar power meters. *Result of UV-Vis absorbance, dragon fruit dye has the highest absorbance rate with a peak of 530 nm and bandgap of 2.09 eV, while the ZnO sensitized by dragon fruit dye has the highest absorbance rate with a peak of 535 nm and bandgap of 2.56 eV. From FT-IR spectrometer result shows that dye extracted from dragon fruit, and ZnO sensitized by dragon fruit dye contained C=O stretching vibrations at the peak of 1716 cm^{-1} , and the peak at 3423 cm^{-1} , and 3448 cm^{-1} shows the O-H stretching vibration. The C-O-C which corresponds to the esters group for Dragon fruit's dye is observed. It is a part of anthocyanin and chlorophyll. Zinc Oxide (ZnO) paste is coated on the Indium Tin Oxide (ITO) as the thin film is dipped in the Dragon fruit dye extracted for 30 hours. A thin film is prepared as the working electrode and counter electrode. The characteristic of current and voltage (I-V) as electrical properties are measured by the solar power meter. The best efficiency of dragon fruit dye extracted is 0.03%, and it can absorb the light from the sun. The performances of the dye absorption spectrum on the surface area are important aspects to determine the efficiency of the solar cell. The Dragon fruit dye extracted coated ZnO thin film could be used as a sensitizer since it will increase the correlation between the ZnO thin film and dye. And the last, it will improve the quality of solar cells as well. The dragon fruit dye has the potential a natural sensitizer in DSSC.*

Keywords: Optical and electrical properties, Zinc Oxide, Dragon fruit dye, Sensitizer Solar Cells.

1. Introduction

Dye-Sensitized Solar Cell (DSSC) is a solar cell type that uses the color solution and is composed of a photoanode, an oxide layer for electronic conduction, a monolayer of charge transfer dye, and a redox electrolyte, usually an organic solvent [1][2][3]. The function of the photoanode is very important to convert light energy into electrical energy and is deposited in the conductive glass. Photoanode is composed of a working electrode that had been coated with semiconductor materials [4][5]. The photoanode has a large surface area for the dye attached and good electron transport capability to achieve high energy conversion efficiency performance. The components of a Dye-sensitized Solar Cell (DSSC) are a working electrode, a counter electrode, and an electrolyte solution [5][6].

The electrodes are used as a separation between the light absorption function and the transport of the charge carrier. The DSSC functions as a medium for the absorption of solar radiation and widely-gap semiconductors such as TiO_2 , ZnO, and Nb_2O_3 as charge carrier transport [5]. The dye-

sensitized solar cell is a "sandwich" structure. It is made of transparent conductive glass, a porous nanometer membrane, electrolytes solution, and an electrode structure. The photoelectric conversion is complete in several interfaces dye and porous membrane, the dye molecules and electrolyte, and the electrolyte and the electrode. Dye sensitizers must have the absorption ability in the irradiation of sunlight. The dye molecules consist of hydroxide groups or carboxyl ones and can efficiently electron injection into the conduction band of the semiconductor. Dye sensitizers can be extracted from the natural dyes of plants [3][7].

In the previous research, there were types of research on natural dyes in DSSC. Natural dyes derived from dragon fruit [8] [9], rosella and blue pea flowers [10], red Sicilian orange, and purple eggplant fruits [11], dyes of prunus Domestica, Mangifera indica, and Citrus limon [12], aloe vera and cladode of cactus extracts [13] [14], etc. The natural dyes are suggested to the similar to the characteristic of the absorption coefficients highly. The synthesis of DSSC using natural dyes may offer a new possibility for the next application because the process is simple, low cost, green

environment, has no pollution, and local wisdom [15][16].

This type of DSSC of natural dyes as a photosensitizer has been widely used in research on the fabrication and characterization of DSSC by dipping in Titanium Dioxide (TiO_2) and Zinc Oxide (ZnO). Zinc oxide (ZnO) has a similar bandgap to TiO_2 [17][18][19][20]. It has higher electron mobility which helps in the process of electron transportation. The natural dye as a photosensitizer is dragon fruit dye. In the previous research, the TiO_2 layer added with dragon fruit dye obtained a visible spectrometer absorption of around 535 nm at the annealing temperature of 450 °C and resulted in an electrical efficiency of 0.22% [21]. The TiO_2 layer coupled with the dragon fruit dye showed absorption spectra between 450 nm to 700 nm with a peak value of 535 nm. It has shown types and pigments of invisible red spectra [22]. The Black Olive extracted has a higher photosensitization, broader absorption ability of sunlight to more energy in DSSC, and better charge transfer between the Black Olive extracted and TiO_2 surface [23][24]. A study on the fabrication of the prototype of Dye-Sensitized Solar Cells (DSSC) by dragon fruit and TiO_2 was conducted [25][26].

In this work, the preparation of DSSC used Zinc Oxide (ZnO) and dragon fruit extracted. The Dragon fruit dye is doped on a ZnO as a sensitizer DSSC. Dragon fruit is one of the tropic fruits that 30-35% part peels which contains anthocyanin and is red. ZnO has electronic properties such as an energy gap (E_g) and a conduction band which is widely used in DSSC [27]. ZnO has interesting properties including higher electron mobility than TiO_2 . DSSC constructed with ZnO as a photoanode can absorb more dye, improve the photon utilization rate and provide a rapid collection for the photoexcited carriers [28]. The performance of the DSSC depends on the sensitizer dye and wide bandgaps. Dye absorption is doped on the surface of thin films (TiO_2 , ZnO , etc.), and is very important to determine the performance of the solar cells [29][30]. Dragon fruit dye contains high enough natural anthocyanin dyes. Anthocyanins are dyes that have a role to give red color and have the potential to become natural dyes for food and can be used as an alternative to synthetic dyes that are safer for solar cells. The effect of dragon fruit dye can be got environment-friendly, easy to obtain, and low in cost.

2. Research Methodology

A. Materials

The materials in this experiment are the conductive glass substrates, ITO (25 mm x 25 mm, 15 Ω/sq), Zinc Oxide (ZnO) powder (Sigma Aldrich), Nitric Acid solution, Triton X-100,

Dragon fruit dye extracted, Iodine (I3, Sigma Aldrich) and Carbon from the candle.

B. Characterizations

The bandgap of the dragon fruit dye and ZnO paste on ITO glass substrate as a sensitizer were tested using a UV spectrophotometer and Fourier Transform Infrared (FTIR) spectrophotometer. The absorption of UV spectra was recorded by UV spectrophotometer Shimadzu type UV 1800 and with a wavelength of 400 to 700 nm. Meanwhile, FTIR spectra were recorded on Shimadzu 8201 PC with 1 cm^{-1} resolution with the wavenumber 400 to 4000 cm^{-1} . The sample was blended as a KBr pellet and scanned into a blank KBr pellet before measurement. The electrical properties of the Dragon fruit dye and ZnO paste on ITO glass substrate as a sensitizer were tested using sunlight as the light source. The radiated sunlight was measured by the solar power meter.

C. Research Design

1. Preparation of the Dragon fruit dye as a sensitizer

The Dragon fruit was mixed into 500 ml of distillate water at room temperature and milled for 10 minutes until homogenous. The mixture is put into a glass beaker and covered with aluminum foil to prevent evaporation for 24 hours to get the Dragon fruit dye. The Dragon fruit dye extracted is evaporated for 48 hours. The result of the evaporation is purple color. Then, the dye was diluted using distilled water to obtain a pure Dragon fruit dye solution as in Figure 1.



Figure 1. Dragon fruit dye extracted

The type of sample used is sample 1 which is dragon fruit dye purely and sample 2 is a mixture of dragon fruit dye with ZnO . Sample 2 was made with a ratio of 1:1 by dissolving 1 ml of ZnO into 1 ml of dragon fruit dye purely. It was tested using a UV-vis and FTIR spectrometer to determine the absorbance spectra and the functional groups of

each sample. The solar power meter is used to measure the radiated, and transmitted sunlight.

2. Preparation of the ZnO paste

0.2 g ZnO powder was blended with 0.4 ml Nitric Acid solution in a glass beaker. The solution blended was stirred using a magnetic stirrer for 15 minutes at a rate of rotation of 700 rpm and 80 °C until homogeneous. Then, it was added the Triton X-100 and covered with aluminum foil. The solution of ZnO and Nitric Acid can be coated on the side of the ITO conductive glass substrate using Doctor Blade Technique as a thin film.

3. Preparation of the ITO conductive glass

The ITO conductive glass as a substrate was cleaned using ethanol and dried using a hot plate for 5 minutes at a temperature of 100 °C to remove moisture.

4. Preparation of Counter Electrode

The ITO glass was coated as a carbon layer on the counter electrode by using a candle flame. Then the slide was heated on a hot plate at 150 °C for 15 min. For the carbon paste on the counter electrode, the carbon paste was prepared 0.1 g of carbon was added and mixed with ZnO pasta for 5 minutes. The carbon paste was heated on a hot plate at the sintering temperature of 300 °C for 1 hour. Then, the deposition of the carbon paste doped on ITO glass was done by the doctor blade method. After the paste becomes dry, the scotch tape was removed from the ITO glass as seen in Figure 2.

5. Preparation of the Dragon fruit dye and ZnO paste on the ITO glass (thin film) as a working electrode

ZnO paste on the ITO conductive glass substrate (thin film) is dropped by Dragon fruit dye extracted as much as four times. Then, it is rotated using a spin coater until it the evenly dispersed. The samples are SL-1, SL-2, and SL-3, respectively. SL-1, SL-2, and SL-3 are one, two, and three drops of Dragon fruit dye extracted. The Pre-annealing thin film is being done using a hotplate at a temperature of 100 °C for 15 minutes. Pre-annealing is used to remove water vapor in a thin layer. Then, the heating (annealing) thin film is done using a furnace at a temperature of 450 °C for 30 minutes. The annealing of the thin film process serves to improve the crystal structure.

In brief, Figure 3 depicts the counter electrode of the ITO conductive glass substrate that has been layered with carbon from the candle. The working electrode is arranged on the counter electrode. Between the electrodes, some drops of electrolyte solution (Iodine) are given. Then, both sides are clamped together using the binder clips. Sunlight enters the ITO glass and attacks dye

molecules and is absorbed on the ZnO surface. Sunlight was a primary source of the energy and was used to produce electricity.

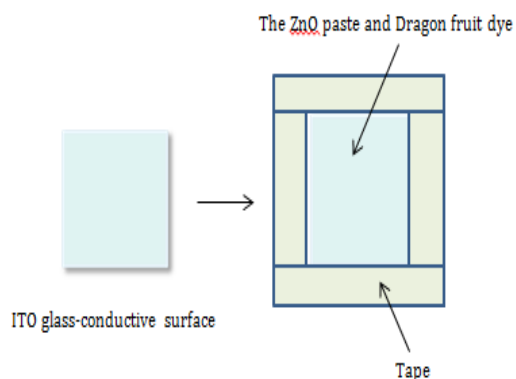


Figure 2. ZnO paste and dragon fruit dye on ITO glass substrate using Doctor Blade Technique

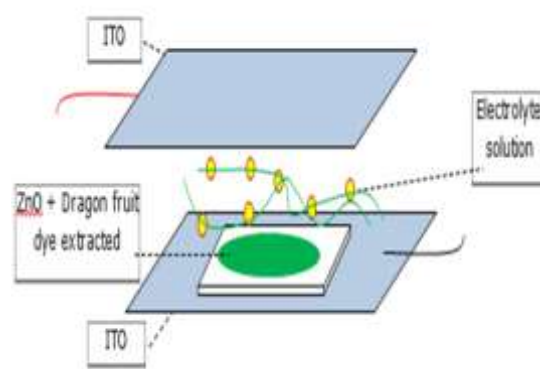


Figure 3. Design of DSSC

The photoanode of DSSC has two functions the support for sensitizer loading and the transporter of the photo-excited electron from the sensitizer to the external circuit. A large surface area is important to ensure high dye loading. The sample can be applied to the testing by an I-V meter as seen in Figure 4.

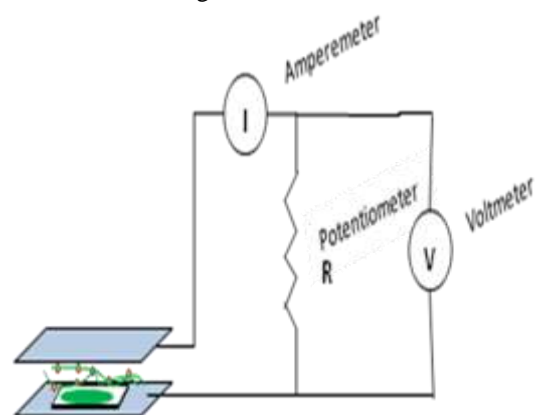


Figure 4. Design the Testing of DSSC using a solar power meter

3. Results and Discussion.

The absorption spectra of the Dragon fruit dye extracted were obtained by UV-Vis spectrophotometer as shown in Figure 3. Dragon fruit dye extracted can be absorbed in a wide range of visible light. The wavelength range is 400 nm to 700 nm. The Dragon fruit dye has the highest peak absorption at 530 nm. Dragon fruit dye extracted can absorb light from 465 nm to 575 nm wavelength (as shown in Figure 5.) Spectra of Dragon fruit dye have an absorbance of 0.74 and transmittance of 9.01%, respectively. The dragon fruit shows a good absorption spectrum between 450 nm to 600 nm with a peak value of 535 nm.

The ZnO thin film was sensitized by dragon fruit dye and has good absorption at a wavelength of 535 nm. It is a higher absorbance of dragon fruit dye purely. The decrease in absorption ability is due to the very short soaking time of 1 day. The long time of immersion affects the number of dye molecules that fill the pores in the ZnO thin layer so that absorption capacity is high. A mixture of ZnO and Dragon fruit dye can absorb the light because there are anthocyanin molecules on Dragon fruit dye adsorbed on the surface of ZnO particles.

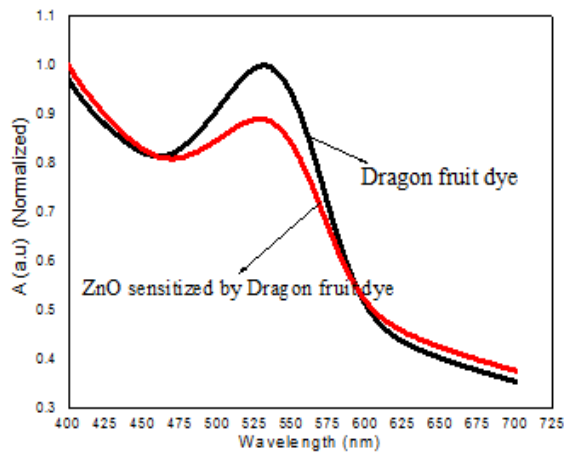


Figure 5. Absorption spectra of dragon fruit dye and ZnO sensitized by dragon fruit dye

Two types of optical properties such as direct and indirect are observed in the optical bandgap and are determined by optical absorption spectra. The optical absorption coefficient, $\alpha(\lambda)$ for photon energy is measured by [31].

$$\alpha(\lambda) = \frac{2.303 A}{d} \quad (1)$$

Where A is the absorbance spectra and d is the thickness of the thin film (m).

The optical absorption coefficient $\alpha(\lambda)$ as a function of photon energy $h\nu$ can be used by the Davis and Mott equation which is the optical

energy band gap that determines the type of optical properties:

$$\alpha(h\nu) = \frac{B(h\nu - E_{opt})^m}{h\nu} \quad (2)$$

Where B is the energy-independent constant, E_{opt} is the optical energy bandgap, $h\nu$ is photon energy and m is a constant.

The result of the energy bandgap of dragon fruit dye and ZnO sensitized by Dragon fruit dye can be seen in Figure 6.

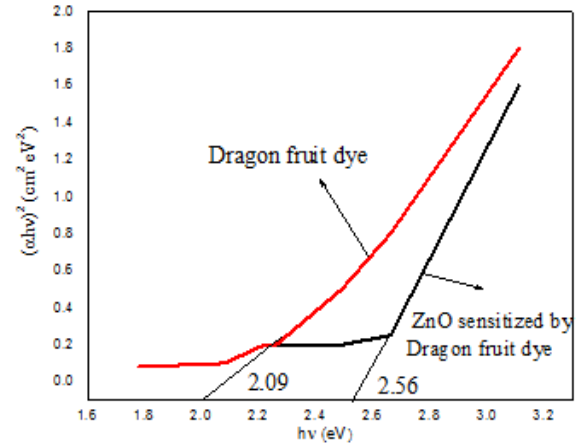


Figure 6. The energy gap band of Dragon Fruit Dye and ZnO sensitized by Dragon fruit dye

Figure 6 depicts the energy band gap of dragon fruit dye and ZnO sensitized by dragon fruit dye is 2.09 eV and 2.56 eV. The effect of the dragon fruit's dye-doped on ZnO thin can increase the energy bandgap by around 18.4%. The results of FTIR spectra can be shown in Figure 7.

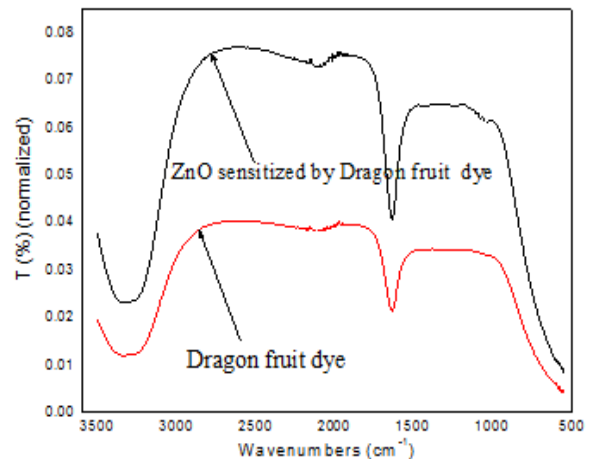


Figure 7. FTIR spectra of the Dragon fruit dye and ZnO sensitized by Dragon fruit dye

Figure 7 shows the result of the FTIR spectra. The broad, and sharp absorption wavenumbers at 3200 - 3400 cm^{-1} and 1600 - 1700 cm^{-1} . Two broad bands at 3423 and 3448 cm^{-1} are for an H-bonded, and vibration of the free hydroxyl group.

The C=O stretching vibration is at 1716 cm⁻¹ for the dragon fruit dye compound. The C-O stretching is at 1407 cm⁻¹. The sharp peak shows the wavenumber range at 1030 – 1060 cm⁻¹ is C-O-C stretching vibration. It is esters acetates. Dragon fruit dye extracted contained the anthocyanin compound and had the carbonyl and hydroxyl groups function can interact with the thin film. The effect of anthocyanin on DSSC can be used in a photoelectric conversion. In the future, the research about the dragon fruit dye extracted will be fulfilled about the C-H bond which is derived from organic compound impurities trapped in the cavities of the ZnO thin layer.

The electric current in the DSSC circuit is the bonding of the anthocyanin dye molecule with ZnO. Anthocyanin dye molecules that bind to ZnO in the presence of light cause the excitation of electrons to the ZnO semiconductor conduction band through the glass conducting. These electrons cause an electric current. The bond that occurs in the anthocyanin dye with ZnO can occur through a chelate bond. This bond can occur between the hydroxyl group of anthocyanin.

A solar power meter is a device that can measure the radiated and transmitted sunlight. The measurement of the I-V was obtained to determine the energy performance of solar cells (DSSC) with the resulting output parameters, namely maximum voltage (V_{max}), maximum current (I_{max}), maximum power (P_{max}) and solar cell efficiency (η) can be seen in Figure 4. The conversion efficiency of solar cells is calculated according to :

$$\eta = \frac{P_{maksimum}}{P_{cahaya}} \times 100\% \quad (3)$$

The results of the solar power meter can be seen in Table 1. I-V Measurement with the intensity of the sun and the ambient temperature at the time of measurement is 129 lux and 30 °C.

Table 1. I-V Measurement of solar power meter

	V _{oc} (mV)	I _{sc} (μA)	P _{max} (mwatt)	η (%)
SL-1	0,4	4,9	1,96x10 ⁻⁹	0,002
SL-2	2,5	6,5	16,3x10 ⁻⁹	0,02
SL-3	2,44	13	31,7x10 ⁻⁹	0,03

Table 1 shows that the best efficiency is obtained from the SL-3 layer, namely 0.03%. It can be seen the resulting current is higher than the SL-1, and SL- 2 layers. The thickness of the SL-3 layer can absorb the light from the sun. The performances of the dye absorption spectrum on the surface area are important aspects to determine the efficiency of the solar cell. The efficiency value obtained in SL-1, SL-2, and SL-3 is still below the efficiency value of solar cells with silicon-based

materials [32][2]. The result of the current and voltage DSSC from dragon fruit dye extracted coated ZnO obtained, indicated that the energy bandgap could be optimized to make a wide bandgap. ZnO thin film needs the Dragon fruit dye to decrease the surface and move electrons in the bandgap.

The ZnO paste and dragon fruit dye on ITO conductive glass substrate as a thin film show that the thickness of the thin film will affect the electrical properties. The thickness of the thin film will increase, so the current value will increase continuously. It is because of the electrical properties of the thin film that have changed from conductor to semiconductor and the crystallinity of grain boundaries.

4. Conclusions.

The ZnO paste and dragon fruit dye on ITO conductive glass substrate as a thin film have been fabricated and tested in the DCCS as a sensitizer was done. **Result of UV-Vis absorbance, dragon fruit dye has the highest absorbance rate with a peak of 530 nm and bandgap of 2.09 eV, while the ZnO sensitized by dragon fruit dye has the highest absorbance rate with a peak of 535 nm and bandgap of 2.56 eV. The energy bandgap can be optimized to make a wide bandgap. The FTIR spectra show the presence of the dragon fruit dye molecules attached to the surface of the ZnO layer. The best efficiency of the result solar power meters from the third sample (SL-3) showed the more dye that is coated on a thin film of ZnO, so higher the value of the current generated.** Dragon fruit extracted dye can absorb the light so that it can be used to make DSSC as a working electrode. ZnO paste is suggested to improve the surface and move electrons in the band gap between the thin film and dye. It can be concluded that the natural dye of the dragon fruit dye extract can be applied as a sensitizer.

Acknowledgment

The authors would like to thank the financial support from the Ministry of National Education, especially the Bureau of Science Research and Universitas Jenderal Soedirman Grantee for supporting this research activity.

Declaration Of Competing Interest

The authors declare that they have no known competing financial interests or personal relationships that could have appeared to influence the work reported in this paper.

References.

- [1] K. Sharma, V. Sharma, and S. S. Sharma, "Dye-Sensitized Solar Cells: Fundamentals and Current Status," *Nanoscale Res. Lett.*,

- vol. 13, 2018, doi: 10.1186/s11671-018-2760-6.
- [2] A. Blaszczyk, K. Joachimiak-Lechman, S. Sady, T. Tański, M. Szindler, and A. Drygała, "Environmental performance of dye-sensitized solar cells based on natural dyes," *Sol. Energy*, vol. 215, no. December 2020, pp. 346–355, 2021, doi: 10.1016/j.solener.2020.12.040.
- [3] G. Richhariya, A. Kumar, P. Tekasakul, and B. Gupta, "Natural dyes for dye sensitized solar cell: A review," *Renew. Sustain. Energy Rev.*, vol. 69, no. April 2015, pp. 705–718, 2017, doi: 10.1016/j.rser.2016.11.198.
- [4] A. Bartolotta and G. Calogero, *Dye-sensitized solar cells: From synthetic dyes to natural pigments*. Elsevier Ltd, 2019. doi: 10.1016/B978-0-08-102762-2.00004-5.
- [5] S. Chatterjee and I. B. Karki, "Effect of Photoanodes on the Performance of Dye-Sensitized Solar Cells," *J. Inst. Eng.*, vol. 15, no. 3, pp. 62–68, 2020, doi: 10.3126/jie.v15i3.32008.
- [6] S. Shalini, R. Balasundara Prabhu, S. Prasanna, T. K. Mallick, and S. Senthilarasu, "Review on natural dye sensitized solar cells: Operation, materials and methods," *Renew. Sustain. Energy Rev.*, vol. 51, pp. 1306–1325, 2015, doi: 10.1016/j.rser.2015.07.052.
- [7] A. Torchani, S. Saadaoui, R. Gharbi, and M. Fathallah, "Sensitized solar cells based on natural dyes," *Curr. Appl. Phys.*, vol. 15, no. 3, pp. 307–312, 2015, doi: 10.1016/j.cap.2015.01.003.
- [8] R. Syafinar, N. Gimesh, M. Irwanto, M. Fareq, and Y. M. Irwan, "FT-IR and UV-VIS spectroscopy photochemical analysis of dragon fruit," *ARPN J. Eng. Appl. Sci.*, vol. 10, no. 15, pp. 6354–6358, 2015.
- [9] R. Ali and N. Nayan, "Fabrication and analysis of dye-sensitized solar cell using natural dye extracted from dragon fruit," *Cell*, pp. 55–62, 2010, [Online]. Available: <http://penerbit.uthm.edu.my/ejournal/image/s/stories/ijiev2n3/ijiev2n3p7.pdf>
- [10] K. Wongcharee, V. Meeyoo, and S. Chavadej, "Dye-sensitized solar cell using natural dyes extracted from rosella and blue pea flowers," *Sol. Energy Mater. Sol. Cells*, vol. 91, no. 7, pp. 566–571, 2007, doi: 10.1016/j.solmat.2006.11.005.
- [11] G. Calogero and G. Di Marco, "Red Sicilian orange and purple eggplant fruits as natural sensitizers for dye-sensitized solar cells," *Sol. Energy Mater. Sol. Cells*, vol. 92, no. 11, pp. 1341–1346, 2008, doi: 10.1016/j.solmat.2008.05.007.
- [12] I. S. Mohamad, S. S. Ismail, M. N. Norizan, S. A. Z. Murad, and M. M. A. Abdullah, "ZnO Photoanode Effect on the Efficiency Performance of Organic Based Dye Sensitized Solar Cell," *IOP Conf. Ser. Mater. Sci. Eng.*, vol. 209, no. 1, 2017, doi: 10.1088/1757-899X/209/1/012028.
- [13] D. Ganta, J. Jara, and R. Villanueva, "Dye-sensitized solar cells using Aloe Vera and Cladode of Cactus extracts as natural sensitizers," *Chem. Phys. Lett.*, vol. 679, pp. 97–101, 2017, doi: 10.1016/j.cplett.2017.04.094.
- [14] A. Ehrmann and T. Blachowicz, "Comment on ȘDye-sensitized solar cells using Aloe Vera and Cladode of Cactus extracts as natural sensitizersș," *Chem. Phys. Lett.*, vol. 679, no. 2017, pp. 97–101, 2018, doi: 10.1016/j.cplett.2018.10.009.
- [15] M. Hosseinneshad, S. Rouhani, and K. Gharanjig, "Extraction and application of natural pigments for fabrication of green dye-sensitized solar cells," *Opto-Electronics Rev.*, vol. 26, no. 2, pp. 165–171, 2018, doi: 10.1016/j.opelre.2018.04.004.
- [16] N. T. R. N. Kumara, A. Lim, C. Ming, and M. Iskandar, "Recent progress and utilization of natural pigments in dye sensitized solar cells: A review," *Renew. Sustain. Energy Rev.*, vol. 78, no. July 2016, pp. 301–317, 2017, doi: 10.1016/j.rser.2017.04.075.
- [17] L. K. Singh and B. P. Koiry, "Natural Dyes and their Effect on Efficiency of TiO₂ based DSSCs: A Comparative Study," *Mater. Today Proc.*, vol. 5, no. 1, pp. 2112–2122, 2018, doi: 10.1016/j.matpr.2017.09.208.
- [18] B. Rahnejat, "Synthesis and characterization of Ag-doped TiO₂ nanostructure and investigation of its application as dye-sensitized solar cell," *NanoAnalysis*, vol. 2, no. 2, pp. 39–45, 2015.
- [19] G. Boschloo, T. Edvinsson, and A. Hagfeldt, "Dye-Sensitized Nanostructured ZnO Electrodes for Solar Cell Applications," *Nanostructured Mater. Sol. Energy Convers.*, pp. 227–254, 2006, doi: 10.1016/B978-044452844-5/50009-3.
- [20] M. Hosseinneshad *et al.*, "Dye-sensitized solar cells based on natural photosensitizers: A green view from Iran," *J. Alloys Compd.*, vol. 828, p. 154329, 2020, doi: 10.1016/j.jallcom.2020.154329.
- [21] I. N. Setiawan, I. A. D. Giriantari, W. G.

- Ariastina, I. B. A. Swamardika, A. S. Duniaji, and N. S. Kumara, "Natural Dyes from Fruit Waste as a Sensitizer for Dye Sensitized Solar Cell (DSSC)," *J. Electr. Electron. Informatics*, vol. 1, no. 1, p. 29, 2017, doi: 10.24843/jeei.2017.v01.i01.p06.
- [22] M. S. Abdel-L *et al.*, "Dye-Sensitized Solar Cells Using Fifteen Natural Dyes as Sensitizers of Nanocrystalline TiO₂," *Sci. Technol. Dev.*, vol. 34, no. 3, pp. 135–139, 2015, doi: 10.3923/std.2015.135.139.
- [23] O. Adedokun, O. L. Adedeji, I. T. Bello, M. K. Awodele, and A. O. Awodugba, "Fruit peels pigment extracts as a photosensitizer in ZnO-based Dye-Sensitized Solar Cells," *Chem. Phys. Impact*, vol. 3, p. 100039, 2021, doi: 10.1016/j.chphi.2021.100039.
- [24] M. C. Ung, C. S. Sipaut, J. Dayou, K. S. Liow, J. Kulip, and R. F. Mansa, "Fruit based Dye Sensitized Solar Cells," *IOP Conf. Ser. Mater. Sci. Eng.*, vol. 217, no. 1, pp. 0–6, 2017, doi: 10.1088/1757-899X/217/1/012003.
- [25] A. H. Ahliha, F. Nurosyid, A. Supriyanto, and T. Kusumaningsih, "Optical properties of anthocyanin dyes on TiO₂ as photosensitizers for application of dye-sensitized solar cell (DSSC)," *IOP Conf. Ser. Mater. Sci. Eng.*, vol. 333, no. 1, pp. 0–5, 2018, doi: 10.1088/1757-899X/333/1/012018.
- [26] A. Nizori and Lamtiar, "Study of Red Dragon Fruit Peel (*Hylocereus Polyrhizus*) Extract as Natural Food Colorants to Physicochemical Properties of Pedada's Jam as Functional Foods," *IOP Conf. Ser. Earth Environ. Sci.*, vol. 519, no. 1, 2020, doi: 10.1088/1755-1315/519/1/012012.
- [27] A. K. Chandiran, M. Abdi-Jalebi, M. K. Nazeeruddin, and M. Grätzel, "Analysis of electron transfer properties of ZnO and TiO₂ photoanodes for dye-sensitized solar cells," *ACS Nano*, vol. 8, no. 3, pp. 2261–2268, 2014, doi: 10.1021/nn405535j.
- [28] N. Jamalullail, I. Smohamad, M. Nnorizan, and N. Mahmed, "Enhancement of Energy Conversion Efficiency for Dye Sensitized Solar Cell Using Zinc Oxide Photoanode," *IOP Conference Series: Materials Science and Engineering*, vol. 374, no. 1, 2018, doi: 10.1088/1757-899X/374/1/012048.
- [29] M. M. Byranvand, a N. Kharat, and a R. Badiei, "Electron Transfer in Dye-Sensitized Nanocrystalline TiO₂ Solar Cell," *J. Nanostructures*, vol. 2, pp. 19–26, 2012.
- [30] M. Li *et al.*, "ZnO Photoanode Effect on the Efficiency Performance of Organic Based Dye Sensitized Solar Cell ZnO Photoanode Effect on the Efficiency Performance of Organic Based Dye Sensitized Solar Cell," doi: 10.1088/1757-899X/209/1/012028.
- [31] R. Swanepoel, "Determination of the thickness and optical constants of amorphous silicon," *J. Phys. E Sci. Instrum.*, vol. 16, no. 27, 1983.
- [32] M. Grätzel, "Conversion of sunlight to electric power by nanocrystalline dye-sensitized solar cells," *J. Photochem. Photobiol. A Chem.*, vol. 164, no. 1–3, pp. 3–14, 2004, doi: 10.1016/j.jphotochem.2004.02.023.



kartika.sari 1 <kartika.sari@unsoed.ac.id>

Hal : Biaya Publikasi

10 pesan

Journal Polimesin <polimesin@gmail.com>
Kepada: "kartika.sari 1" <kartika.sari@unsoed.ac.id>

16 Oktober 2022 pukul 20.00

Kepada yth,
Ibu Dr. Kartika Sari, S.Si., M.Si.
Indonesia

Berdasarkan hasil review, bahwa artikel dengan judul: Natural dyes as a Photosensitizer from Dragon Fruit (*Hylocereus polyrhizus*) for Dye-Sensitized Solar Cells, dinyatakan DITERIMA. Selanjutnya perlu kami informasikan bahwa:

1. Biaya publikasi sebesar Rp. 1.000.000,- ditransfer ke nomor Rekening Bank Syariah Indonesia (BSI): 1045458314 atas nama **Journal of Polimesin**. Sesuai dengan informasi pada web: <http://e-jurnal.pnl.ac.id/index.php/polimesin/about/submissions#authorFees>
2. Bukti transfer dikirim ke email: polimesin@gmail.com
3. File artikel hasil revisi dalam bentuk ms.word di kirim ke: polimesin@gmail.com (di OJS yang diupload pdf)

Setelah pembayaran, artikel tersebut baru akan kami lanjutkan ke proses *editing layout* untuk publikasi pada edisi terdekat. Demikian surat ini dibuat, atas perhatiannya kami ucapkan terima kasih.

A.Jannifar, ST., MT., Ph.D
Editor in Chief

kartika.sari 1 <kartika.sari@unsoed.ac.id>
Kepada: Journal Polimesin <polimesin@gmail.com>

16 Oktober 2022 pukul 20.04

Kepada yth
Bapak A. Jannifar, ST., MT., Ph.D.

Segera kami transfer biaya publikasi dan file artikel revisi (word dan pdf).
Terima kasih.

Salam,
Ibu Dr. Kartika Sari, S.Si., M.Si.

[Kutipan teks disembunyikan]

--
Dr. Kartika Sari, S.Si., M.Si.
Department of Physics Faculty of Mathematics and Natural Sciences
Universitas Jenderal Soedirman
Dr. Suparno 61 Karangwangkal
Purwokerto - Indonesia 53123
Phone : +62 81325626349
E-mail : tikasari1571@gmail.com or kartika.sari@unsoed.ac.id

Journal Polimesin <polimesin@gmail.com>
Kepada: "kartika.sari 1" <kartika.sari@unsoed.ac.id>

16 Oktober 2022 pukul 20.30

kartika.sari 1 <kartika.sari@unsoed.ac.id>
Kepada: Journal Polimesin <polimesin@gmail.com>

15 November 2022 pukul 07.45

Bisa dibuka di iphone pak Jannifar. Kok bs y g bs dibuka pakai Wifi. Terima kasih.
[Kutipan teks disembunyikan]

Journal Polimesin <polimesin@gmail.com>
Kepada: "kartika.sari 1" <kartika.sari@unsoed.ac.id>

15 November 2022 pukul 08.28

Iya bu, kurang tau juga, tp lagi maintenance server. Krn wifi fasilitas umum, byk hack, skr lg di update safety
[Kutipan teks disembunyikan]

Received on 2022-08-09, Reviewed on 2022-09-21, Accepted on 2022-10-16, Copy edited on 2023-01-17, Layout edited on 2023-01-30 and Available online on 2023-02-28

Natural Dyes as a Photosensitizer from Dragon Fruit (*Hylocereus polyrhizus*) for Dye-Sensitized Solar Cells

Kartika Sari¹, Sunardi¹, Dita Asa Panunggul¹, Agung Bambang Setio Utomo², Parmin Lumban Toruan³, Ampala Khoryanton^{4*}

¹Department of Physics, Faculty of Mathematics and Natural Science, University of Jenderal Soedirman, Purwokerto, 53123, Indonesia.

²Department of Physics, Faculty of Mathematics and Natural Sciences, University of Gadjah Mada, Yogyakarta 55281, Indonesia

³Department of Physics, Faculty of Science and Technology, University of PGRI, Palembang, 30252, Indonesia

⁴Department of Mechanical Engineering, State polytechnic of Semarang, Semarang, 50275, Indonesia

*Corresponding Author: ampala.khoryanton@polines.ac.id

Abstract

Natural dye is one of the important materials of DSSC which absorbs photons from the sun's rays and transmits the photoelectron. One of the natural dyes is dragon fruit dye. The characterization of the optical and electrical properties of a sensitizer DSSC used a UV-Vis spectrometer, FTIR spectrometer, and solar power meter. The absorption spectra of dragon fruit dye extracted were obtained by UV-Vis spectrophotometer, Fourier Transforms Infra-Red (FT-IR) was used to characterize the dye's components, and measure the radiated and transmitted sunlight by solar power meters. Result of UV-Vis absorbance, dragon fruit dye has the highest absorbance rate with a peak of 530 nm and bandgap of 2.09 eV, while the ZnO sensitized by dragon fruit dye has the highest absorbance rate with a peak of 535 nm and bandgap of 2.56 eV. From FT-IR spectrometer result shows that dye extracted from dragon fruit, and ZnO sensitized by dragon fruit dye contained C=O stretching vibrations at the peak of 1716 cm⁻¹, and the peak at 3423 cm⁻¹, and 3448 cm⁻¹ shows the O-H stretching vibration. The C-O-C which corresponds to the esters group for dragon fruit's dye is observed. It is a part of anthocyanin and chlorophyll. Zinc oxide (ZnO) paste is coated on the Indium Tin Oxide (ITO) as the thin film is dipped in the dragon fruit dye extracted for 30 hours. A thin film is prepared as the working electrode and counter electrode. The characteristic of current and voltage (I-V) as electrical properties are measured by the solar power meter. The best efficiency of dragon fruit dye extracted is 0.03%, and it can absorb the light from the sun. The performances of the dye absorption spectrum on the surface area are important aspects to determine the efficiency of the solar cell. The dragon fruit dye extracted coated ZnO thin film could be used as a sensitizer since it will increase the correlation between the ZnO thin film and dye. And the last, it will improve the quality of solar cells as well. The dragon fruit dye has the potential a natural sensitizer in DSSC.

Keywords:

Optical and electrical properties, zinc oxide, dragon fruit dye, sensitizer solar cells.

1 Introduction

Dye-Sensitized Solar Cell (DSSC) is a solar cell type that uses the color solution and is composed of a photo-anode, an oxide layer for electronic conduction, a monolayer of charge transfer dye, and a redox electrolyte, usually an organic solvent [1][2][3]. The function of the photo-anode is very important to convert light energy into electrical energy and is deposited in the conductive glass. Photo-anode is composed of a working electrode that had been coated with semiconductor materials [4][5]. The photo-anode has a large surface area for the dye attached and good electron transport capability to achieve high energy conversion efficiency performance. The components of a Dye-Sensitized Solar Cell (DSSC) are a working electrode, a counter electrode, and an electrolyte solution [6].

The electrodes are used as a separation between the light absorption function and the transport of the charge carrier. The DSSC functions as a medium for the absorption of solar radiation and widely-gap semiconductors such as TiO₂, ZnO, and Nb₂O₃ as charge carrier transport [7]. The dye-sensitized solar cell is a sandwich structure. It is made of transparent conductive glass, a porous nanometer membrane, electrolytes solution, and an electrode structure. The photoelectric conversion is complete in several interfaces dye and porous membrane, the dye molecules and electrolyte, and the electrolyte and the electrode. Dye sensitizers must have the absorption ability in the irradiation of sunlight. The dye molecules consist of hydroxide groups or carboxyl ones and can efficiently electron injection into the conduction band of the semiconductor. Dye sensitizers can be extracted from the natural dyes of plants [8][9].

In the previous research, there were types of research on natural dyes in DSSC. Natural dyes derived from dragon fruit [10] [11], rosella and blue pea flowers [12], red Sicilian orange, and purple eggplant fruits [13], dyes of *Prunus domestica*, *Mangifera indica*, and *Citrus limon* [14], *Aloe vera* and cladode of cactus extracts [15][16], etc. The natural dyes are suggested to the similar to the characteristic of the absorption coefficients highly. The synthesis of DSSC using natural dyes may offer a new possibility for the next application because the process is simple, low cost, green environment, has no pollution, and local wisdom [17][18].

This type of DSSC of natural dyes as a photosensitizer has been widely used in research on the fabrication and characterization of DSSC by dipping in titanium dioxide (TiO₂) and zinc oxide (ZnO). Zinc oxide (ZnO) has a similar bandgap to TiO₂ [19][20][21][22]. It has higher electron mobility which helps in the process of electron transportation. The natural dye as a photosensitizer is dragon fruit dye. In the previous research, the TiO₂ layer added with dragon fruit dye obtained a visible spectrometer absorption of around 535 nm at the annealing temperature of 450 °C and resulted in an electrical efficiency of 0.22% [23]. The TiO₂ layer coupled with the dragon fruit dye showed absorption spectra between 450 nm to 700 nm with a peak value of 535 nm. It has shown types and pigments of invisible red spectra [24]. The black olive extracted has a higher photosensitization, broader absorption ability of sunlight to more energy in DSSC, and better charge transfer between the black olive extracted and TiO₂ surface [25][26]. A study on the fabrication of the prototype of Dye-Sensitized Solar Cells (DSSC) by dragon fruit and TiO₂ was conducted [27][28].

In this work, the preparation of DSSC used zinc oxide (ZnO) and dragon fruit extracted. The Dragon fruit dye is doped on a ZnO as a sensitizer DSSC. Dragon fruit is one of the tropic fruits that 30-35% part peels which contains anthocyanin and is red. ZnO has electronic properties such as an energy gap (E_g) and a conduction band which is widely used in DSSC [29]. ZnO has interesting properties including higher electron mobility than TiO₂. DSSC constructed with ZnO as a photoanode can absorb more dye, improve the photon utilization rate and provide a rapid

collection for the photo excited carriers [30]. The performance of the DSSC depends on the sensitizer dye and wide bandgaps. Dye absorption is doped on the surface of thin films (TiO_2 , ZnO , etc.), and is very important to determine the performance of the solar cells [31][32]. Dragon fruit dye contains high enough natural anthocyanin dyes. Anthocyanins are dyes that have a role to give red color and have the potential to become natural dyes for food and can be used as an alternative to synthetic dyes that are safer for solar cells. The effect of dragon fruit dye can be got environment-friendly, easy to obtain, and low in cost.

2 Research Methodology

2.1 Materials

The materials in this experiment are the conductive glass substrates, ITO (25 mm \times 25 mm, 15 Ω /sq), zinc oxide (ZnO) powder (Sigma Aldrich), nitric acid solution, Triton X-100, dragon fruit dye extracted, iodine (I3, Sigma Aldrich) and carbon from the candle.

2.2 Characterizations

The bandgap of the dragon fruit dye and ZnO paste on ITO glass substrate as a sensitizer were tested using a UV spectrophotometer and Fourier Transform Infrared (FTIR) spectrophotometer. The absorption of UV spectra was recorded by UV spectrophotometer Shimadzu type UV 1800 and with a wavelength of 400 to 700 nm. Meanwhile, FTIR spectra were recorded on Shimadzu 8201 PC with 1 cm^{-1} resolution with the wavenumber 400 to 4000 cm^{-1} . The sample was blended as a KBr pellet and scanned into a blank KBr pellet before measurement. The electrical properties of the dragon fruit dye and ZnO paste on ITO glass substrate as a sensitizer were tested using sunlight as the light source. The radiated sunlight was measured by the solar power meter.

2.3 Research Design

1. Preparation of the dragon fruit dye as a sensitizer.

The Dragon fruit was mixed into 500 ml of distillate water at room temperature and milled for 10 minutes until homogenous. The mixture is put into a glass beaker and covered with aluminum foil to prevent evaporation for 24 hours to get the dragon fruit dye. The dragon fruit dye extracted is evaporated for 48 hours. The result of the evaporation is purple color. Then, the dye was diluted using distilled water to obtain a pure Dragon fruit dye solution as in Fig. 1.



Fig. 1. Dragon fruit dye extracted.

The type of sample used is sample 1 which is dragon fruit dye purely and sample 2 is a mixture of dragon fruit dye with ZnO . Sample 2 was made with a ratio of 1:1 by dissolving 1 ml of ZnO into 1 ml of dragon fruit dye purely. It was tested using a UV-vis and FTIR spectrometer to determine the absorbance spectra and

the functional groups of each sample. The solar power meter is used to measure the radiated and transmitted sunlight.

2. Preparation of the ZnO paste.

Powder of 0.2 g ZnO was blended with 0.4 ml nitric acid solution in a glass beaker. The solution blended was stirred using a magnetic stirrer for 15 minutes at a rate of rotation of 700 rpm and 80 $^{\circ}\text{C}$ until homogeneous. Then, it was added the Triton X-100 and covered with aluminum foil. The solution of ZnO and nitric acid can be coated on the side of the ITO conductive glass substrate using doctor blade technique as a thin film.

3. Preparation of the ITO conductive glass.

The ITO conductive glass as a substrate was cleaned using ethanol and dried using a hot plate for 5 minutes at a temperature of 100 $^{\circ}\text{C}$ to remove moisture.

4. Preparation of counter electrode.

Preparation of counter electrode use doctor blade technique as seen in Fig. 2. shows the ITO glass was coated as a carbon layer on the counter electrode by using a candle flame. Then the slide was heated on a hot plate at 150 $^{\circ}\text{C}$ for 15 minutes. For the carbon paste on the counter electrode, the carbon paste was prepared 0.1 g of carbon was added and mixed with ZnO pasta for 5 minutes.

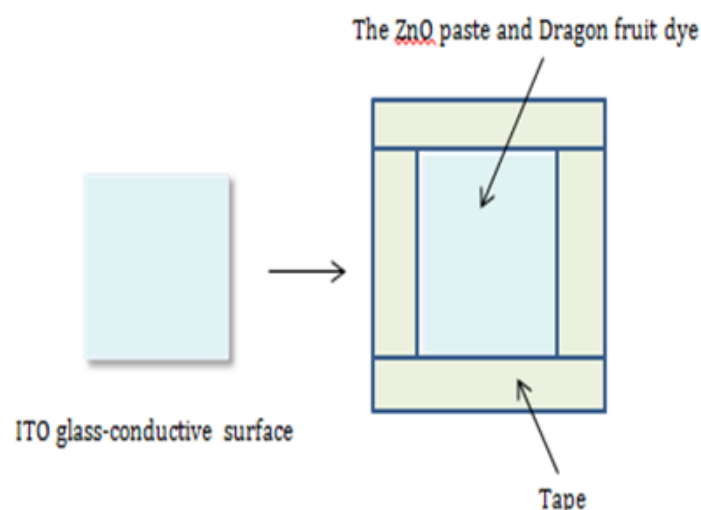


Fig. 2. ZnO paste and dragon fruit dye on ITO glass substrate using doctor blade technique.

The carbon paste was heated on a hot plate at the sintering temperature of 300 $^{\circ}\text{C}$ for 1 hour. Then, the deposition of the carbon paste doped on ITO glass was done by the doctor blade method. After the paste becomes dry, the scotch tape was removed from the ITO glass.

5. Preparation of the dragon fruit dye and ZnO paste on the ITO glass (thin film) as a working electrode.

ZnO paste on the ITO conductive glass substrate (thin film) is dropped by dragon fruit dye extracted as much as four times. Then, it is rotated using a spin coater until it the evenly dispersed. The samples are SL-1, SL-2, and SL-3, respectively. SL-1, SL-2, and SL-3 are one, two, and three drops of dragon fruit dye extracted. The pre-annealing thin film is being done using a hotplate at a temperature of 100 $^{\circ}\text{C}$ for 15 minutes. Pre-annealing is used to remove water vapor in a thin layer. Then, the heating (annealing) thin film is done using a furnace at a temperature of 450 $^{\circ}\text{C}$ for 30 minutes. The annealing of the thin film process serves to improve the crystal structure.

In brief, Fig. 3 depicts design of DSSC. The counter electrode of the ITO conductive glass substrate that has been layered with carbon from the candle. The working electrode is arranged on the counter electrode. Between the electrodes, some drops of

electrolyte solution (iodine) are given. Then, both sides are clamped together using the binder clips. Sunlight enters the ITO glass and attacks dye molecules and is absorbed on the ZnO surface. Sunlight was a primary source of the energy and was used to produce electricity.

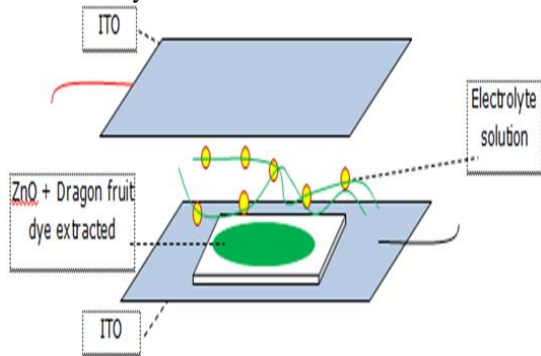


Fig. 3. Design of DSSC.

The photoanode of DSSC has two functions the support for sensitizer loading and the transporter of the photo-excited electron from the sensitizer to the external circuit. A large surface area is important to ensure high dye loading. The sample can be applied to the testing by an I-V meter as seen in Fig. 4.

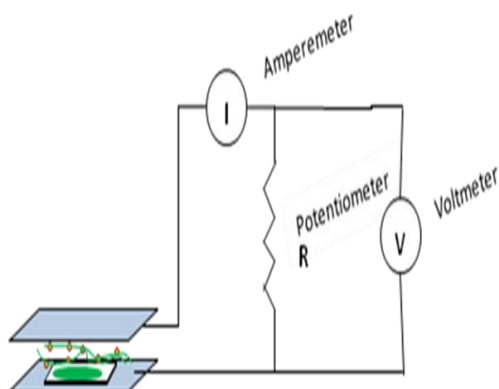


Fig. 4. Design the testing of DSSC using a solar power meter.

3 Results and Discussion

The absorption spectra of the dragon fruit dye extracted were obtained by UV-Vis spectrophotometer as shown in Fig. 3. Dragon fruit dye extracted can be absorbed in a wide range of visible light. The wavelength range is 400 nm to 700 nm. The dragon fruit dye has the highest peak absorption at 530 nm. Dragon fruit dye extracted can absorb light from 465 nm to 575 nm wavelength as shown in Fig. 5.

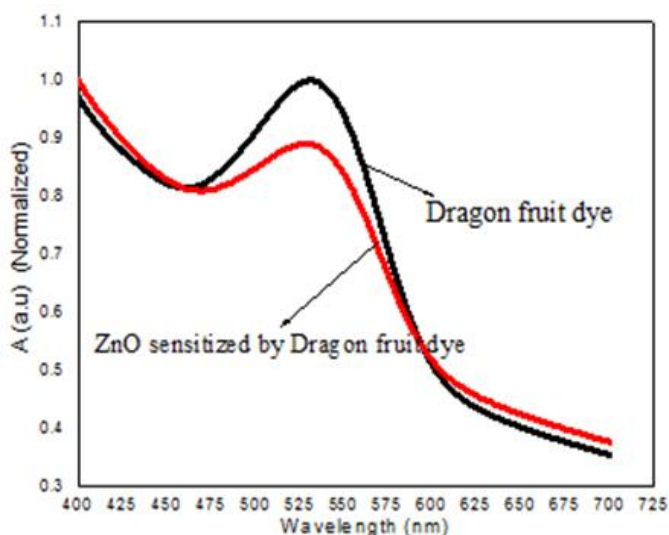


Fig. 5. Absorption spectra of dragon fruit dye and ZnO sensitized by dragon fruit dye.

The spectra of dragon fruit dye have an absorbance of 0.74 and transmittance of 9.01%, respectively. The dragon fruit shows a good absorption spectrum between 450 nm to 600 nm with a peak value of 535 nm. The ZnO thin film was sensitized by dragon fruit dye and has good absorption at a wavelength of 535 nm. It is a higher absorbance of dragon fruit dye purely. The decrease in absorption ability is due to the very short soaking time of 1 day. The longtime of immersion affects the number of dye molecules that fill the pores in the ZnO thin layer so that absorption capacity is high. A mixture of ZnO and dragon fruit dye can absorb the light because there are anthocyanin molecules on dragon fruit dye adsorbed on the surface of ZnO particles.

Two types of optical properties such as direct and indirect are observed in the optical bandgap and are determined by optical absorption spectra. The optical absorption coefficient, $\alpha(\lambda)$ for photon energy is measured by [33], where A is the absorbance spectra and d is the thickness of the thin film (m).

$$\alpha(\lambda) = \frac{2.303 A}{d} \quad (1)$$

The optical absorption coefficient $\alpha(\lambda)$ as a function of photon energy $h\nu$ can be used by the Davis and Mott equation which is the optical energy bandgap that determines the type of optical properties [eq.2], where B is the energy-independent constant, E_{opt} is the optical energy bandgap, $h\nu$ is photon energy and m is a constant.

$$\alpha(h\nu) = \frac{B(h\nu - E_{opt})^m}{h\nu} \quad (2)$$

The result of the energy bandgap of dragon fruit dye and ZnO sensitized by dragon fruit dye can be seen in Fig. 6. It also depicts the energy band gap of dragon fruit dye and ZnO sensitized by dragon fruit dye is 2.09 eV and 2.56 eV. The effect of the dragon fruit's dye-doped on ZnO thin can increase the energy bandgap by around 18.4%. The results of FTIR spectra can be shown in Fig. 7.

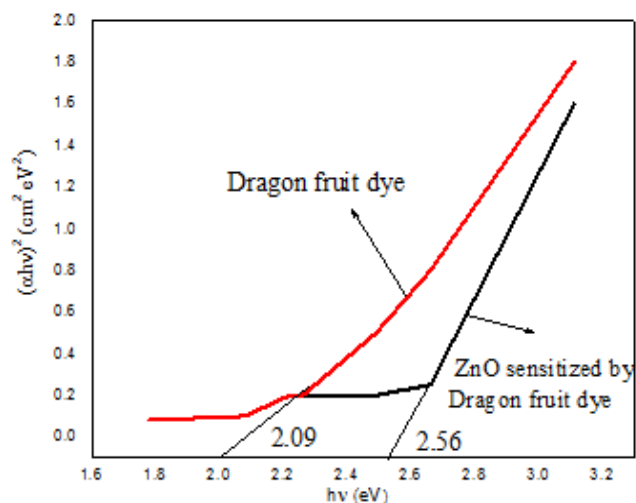


Fig. 6. The energy gap band of dragon fruit dye and ZnO sensitized by dragon fruit dye.

Fig. 7 shows that the result of the FTIR spectra. The board and sharp absorption wavenumbers at 3200-3400 cm^{-1} and 1600-1700 cm^{-1} . Two broad bands at 3423 and 3448 cm^{-1} are for an H-bonded, and vibration of the free hydroxyl group. The C=O stretching vibration is at 1716 cm^{-1} for the dragon fruit dye compound. The C-O stretching is at 1407 cm^{-1} . The sharp peak shows the wavenumber range at 1030-1060 cm^{-1} is C-O-C stretching vibration. It is esters acetates. The effect of anthocyanin on DSSC can be used in a photoelectric conversion. In the future, the research about the dragon fruit dye extracted will be fulfilled

about the C-H bond which is derived from organic compound impurities trapped in the cavities of the ZnO thin layer.

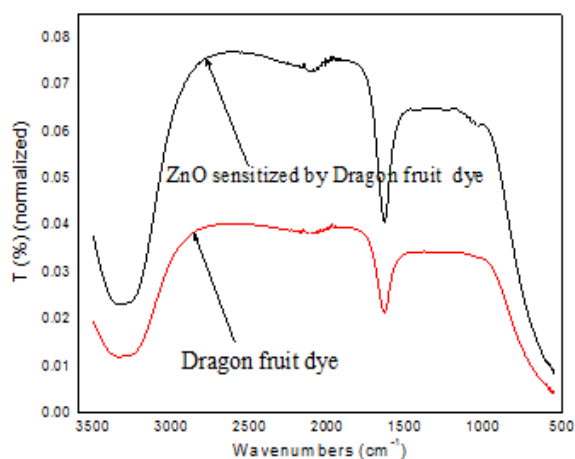


Fig. 7. FTIR spectra of the dragon fruit dye and ZnO sensitized by dragon fruit dye.

The electric current in the DSSC circuit is the bonding of the anthocyanin dye molecule with ZnO. Anthocyanin dye molecules that bind to ZnO in the presence of light cause the excitation of electrons to the ZnO semiconductor conduction band through the glass conducting. These electrons cause an electric current. The bond that occurs in the anthocyanin dye with ZnO can occur through a chelate bond. This bond can occur between the hydroxyl groups of anthocyanin.

A solar power meter is a device that can measure the radiated and transmitted sunlight. The measurement of the I-V was obtained to determine the energy performance of solar cells (DDSC) with the resulting output parameters, namely maximum voltage (V_{max}), maximum current (I_{max}), maximum power (P_{max}) and solar cell efficiency (η) can be seen in Fig. 4. The conversion efficiency of solar cells is calculated by eq. 3.

$$\eta = \frac{P_{maksimum}}{P_{cahaya}} \times 100\% \quad (3)$$

The results of the solar power meter can be seen in Table 1. I-V measurement with the intensity of the sun and the ambient temperature at the time of measurement is 129 lux and 30 °C. It shows that the best efficiency is obtained from the SL-3 layer, namely 0.03%.

Table 1. I-V Measurement of solar power meter.

Model	V_{oc} (mV)	I_{sc} (μ A)	P_{max} (mwatt)	η (%)
SL-1	0,4	4,9	$1,96 \times 10^{-9}$	0,002
SL-2	2,5	6,5	$16,3 \times 10^{-9}$	0,02
SL-3	2,44	13	$31,7 \times 10^{-9}$	0,03

It can be seen the resulting current is higher than the SL-1, and SL- 2 layers. The thickness of the SL-3 layer can absorb the light from the sun. The performances of the dye absorption spectrum on the surface area are important aspects to determine the efficiency of the solar cell. The efficiency value obtained in SL-1, SL-2, and SL-3 is still below the efficiency value of solar cells with silicon-based materials [34][2]. The result of the current and voltage DSSC from dragon fruit dye extracted coated ZnO obtained, indicated that the energy bandgap could be optimized to make a wide bandgap. ZnO thin film needs the dragon fruit dye to decrease the surface and move electrons in the bandgap.

The ZnO paste and dragon fruit dye on ITO conductive glass substrate as a thin film show that the thickness of the thin film will affect the electrical properties. The thickness of the thin film will increase, so the current value will increase continuously. It is

because of the electrical properties of the thin film that have changed from conductor to semiconductor and the crystallinity of grain boundaries.

4 Conclusion

The ZnO paste and dragon fruit dye on ITO conductive glass substrate as a thin film have been fabricated and tested in the DCCS as a sensitizer was done. Result of UV-Vis absorbance, dragon fruit dye has the highest absorbance rate with a peak of 530 nm and bandgap of 2.09 eV, while the ZnO sensitized by dragon fruit dye has the highest absorbance rate with a peak of 535 nm and bandgap of 2.56 eV. The energy bandgap can be optimized to make a wide bandgap. The FTIR spectra show the presence of the dragon fruit dye molecules attached to the surface of the ZnO layer. The best efficiency of the result solar power meters from the third sample (SL-3) showed the more dye that is coated on a thin film of ZnO, so higher the value of the current generated. Dragon fruit extracted dye can absorb the light so that it can be used to make DSSC as a working electrode. ZnO paste is suggested to improve the surface and move electrons in the band gap between the thin film and dye. It can be concluded that the natural dye of the dragon fruit dye extract can be applied as a sensitizer.

Acknowledgment

The authors would like to thank the financial support from the Ministry of National Education, especially the Bureau of Science Research and Universitas Jenderal Soedirman Grantee for supporting this research activity.

Declaration of Competing Interest

The authors declare that they have no known competing financial interests or personal relationships that could have appeared to influence the work reported in this paper.

References

- [1] K. Sharma, V. Sharma, and S. S. Sharma, "Dye-Sensitized Solar Cells: Fundamentals and Current Status," *Nanoscale Res. Lett.*, vol. 13, 2018, doi: 10.1186/s11671-018-2760-6.
- [2] A. Błaszczyk, K. Joachimiak-Lechman, S. Sady, T. Tański, M. Szindler, and A. Drygała, "Environmental performance of dye-sensitized solar cells based on natural dyes," *Sol. Energy*, vol. 215, no. December 2020, pp. 346–355, 2021, doi: 10.1016/j.solener.2020.12.040.
- [3] G. Richhariya, A. Kumar, P. Tekasakul, and B. Gupta, "Natural dyes for dye sensitized solar cell: A review," *Renew. Sustain. Energy Rev.*, vol. 69, no. April 2015, pp. 705–718, 2017, doi: 10.1016/j.rser.2016.11.198.
- [4] A. Bartolotta and G. Calogero, *Dye-sensitized solar cells: From synthetic dyes to natural pigments*. Elsevier Ltd, 2019, doi: 10.1016/B978-0-08-102762-2.00004-5.
- [5] S. Chatterjee and I. B. Karki, "Effect of Photoanodes on the Performance of Dye-Sensitized Solar Cells," *J. Inst. Eng.*, vol. 15, no. 3, pp. 62–68, 2020, doi: 10.3126/jie.v15i3.32008.
- [6] S. Shalini, R. Balasundara Prabhu, S. Prasanna, T. K. Mallick, and S. Senthilarasu, "Review on natural dye sensitized solar cells: Operation, materials and methods," *Renew. Sustain. Energy Rev.*, vol. 51, pp. 1306–1325, 2015, doi: 10.1016/j.rser.2015.07.052.
- [7] S. H. Pramono, E. Maulana, and T. Utomo, "Organic Solar Cell Based on Extraction of," pp. 248–251, 2013.
- [8] S. Hao, J. Wu, Y. Huang, and J. Lin, "Natural dyes as photosensitizers for dye-sensitized solar cell," *Sol. Energy*, vol. 80, no. 2, pp. 209–214, 2006, doi: 10.1016/j.solener.2005.05.009.
- [9] A. Torchani, S. Saadaoui, R. Gharbi, and M. Fathallah, "Sensitized solar cells based on natural dyes," *Curr. Appl.*

- Phys.*, vol. 15, no. 3, pp. 307–312, 2015, doi: 10.1016/j.cap.2015.01.003.
- [10] R. Syafinar, N. Gomesh, M. Irwanto, M. Fareq, and Y. M. Irwan, “FT-IR and UV-VIS spectroscopy photochemical analysis of dragon fruit,” *ARNP J. Eng. Appl. Sci.*, vol. 10, no. 15, pp. 6354–6358, 2015.
 - [11] R. Ali and N. Nayan, “Fabrication and analysis of dye-sensitized solar cell using natural dye extracted from dragon fruit,” *Cell*, pp. 55–62, 2010, [Online]. Available: <http://penerbit.uthm.edu.my/ejournal/images/stories/ijiev2n3/ijiev2n3p7.pdf>
 - [12] K. Wongcharee, V. Meeyoo, and S. Chavadej, “Dye-sensitized solar cell using natural dyes extracted from rosella and blue pea flowers,” *Sol. Energy Mater. Sol. Cells*, vol. 91, no. 7, pp. 566–571, 2007, doi: 10.1016/j.solmat.2006.11.005.
 - [13] G. Calogero and G. Di Marco, “Red Sicilian orange and purple eggplant fruits as natural sensitizers for dye-sensitized solar cells,” *Sol. Energy Mater. Sol. Cells*, vol. 92, no. 11, pp. 1341–1346, 2008, doi: 10.1016/j.solmat.2008.05.007.
 - [14] I. S. Mohamad, S. S. Ismail, M. N. Norizan, S. A. Z. Murad, and M. M. A. Abdullah, “ZnO Photoanode Effect on the Efficiency Performance of Organic Based Dye Sensitized Solar Cell,” *IOP Conf. Ser. Mater. Sci. Eng.*, vol. 209, no. 1, 2017, doi: 10.1088/1757-899X/209/1/012028.
 - [15] D. Ganta, J. Jara, and R. Villanueva, “Dye-sensitized solar cells using Aloe Vera and Cladode of Cactus extracts as natural sensitizers,” *Chem. Phys. Lett.*, vol. 679, pp. 97–101, 2017, doi: 10.1016/j.cplett.2017.04.094.
 - [16] A. Ehrmann and T. Blachowicz, “Comment on ‘Dye-sensitized solar cells using Aloe Vera and Cladode of Cactus extracts as natural sensitizers’,” *Chem. Phys. Lett.*, vol. 679, no. 2017, pp. 97–101, 2018, doi: 10.1016/j.cplett.2018.10.009.
 - [17] M. Hosseinneshad, S. Rouhani, and K. Gharanjig, “Extraction and application of natural pigments for fabrication of green dye-sensitized solar cells,” *Opto-Electronics Rev.*, vol. 26, no. 2, pp. 165–171, 2018, doi: 10.1016/j.opelre.2018.04.004.
 - [18] N. T. R. N. Kumara, A. Lim, C. Ming, and M. Iskandar, “Recent progress and utilization of natural pigments in dye sensitized solar cells: A review,” *Renew. Sustain. Energy Rev.*, vol. 78, no. July 2016, pp. 301–317, 2017, doi: 10.1016/j.rser.2017.04.075.
 - [19] L. K. Singh and B. P. Koiry, “Natural Dyes and their Effect on Efficiency of TiO₂ based DSSCs: A Comparative Study,” *Mater. Today Proc.*, vol. 5, no. 1, pp. 2112–2122, 2018, doi: 10.1016/j.matpr.2017.09.208.
 - [20] B. Rahnejat, “Synthesis and characterization of Ag-doped TiO₂ nanostructure and investigation of its application as dye-sensitized solar cell,” *NanoAnalysis*, vol. 2, no. 2, pp. 39–45, 2015.
 - [21] G. Boschloo, T. Edvinsson, and A. Hagfeldt, “Dye-Sensitized Nanostructured ZnO Electrodes for Solar Cell Applications,” *Nanostructured Mater. Sol. Energy Convers.*, pp. 227–254, 2006, doi: 10.1016/B978-044452844-5/50009-3.
 - [22] M. Hosseinneshad *et al.*, “Dye-sensitized solar cells based on natural photosensitizers: A green view from Iran,” *J. Alloys Compd.*, vol. 828, p. 154329, 2020, doi: 10.1016/j.jallcom.2020.154329.
 - [23] I. N. Setiawan, I. A. D. Giriantari, W. G. Ariastina, I. B. A. Swamardika, A. S. Duniaji, and N. S. Kumara, “Natural Dyes from Fruit Waste as a Sensitizer for Dye Sensitized Solar Cell (DSSC),” *J. Electr. Electron. Informatics*, vol. 1, no. 1, p. 29, 2017, doi: 10.24843/jeei.2017.v01.i01.p06.
 - [24] M. S. Abdel-L *et al.*, “Dye-Sensitized Solar Cells Using Fifteen Natural Dyes as Sensitizers of Nanocrystalline TiO₂,” *Sci. Technol. Dev.*, vol. 34, no. 3, pp. 135–139, 2015, doi: 10.3923/std.2015.135.139.
 - [25] O. Adedokun, O. L. Adedeji, I. T. Bello, M. K. Awodele, and A. O. Awodugba, “Fruit peels pigment extracts as a photosensitizer in ZnO-based Dye-Sensitized Solar Cells,” *Chem. Phys. Impact*, vol. 3, p. 100039, 2021, doi: 10.1016/j.chphi.2021.100039.
 - [26] M. C. Ung, C. S. Sipaut, J. Dayou, K. S. Liow, J. Kulip, and R. F. Mansa, “Fruit based Dye Sensitized Solar Cells,” *IOP Conf. Ser. Mater. Sci. Eng.*, vol. 217, no. 1, pp. 0–6, 2017, doi: 10.1088/1757-899X/217/1/012003.
 - [27] A. H. Ahliha, F. Nurosyid, A. Supriyanto, and T. Kusumaningsih, “Optical properties of anthocyanin dyes on TiO₂ as photosensitizers for application of dye-sensitized solar cell (DSSC),” *IOP Conf. Ser. Mater. Sci. Eng.*, vol. 333, no. 1, pp. 0–5, 2018, doi: 10.1088/1757-899X/333/1/012018.
 - [28] A. Nizori and Lamtiar, “Study of Red Dragon Fruit Peel (Hylocereus Polyrrhizus) Extract as Natural Food Colorants to Physicochemical Properties of Pedada’s Jam as Functional Foods,” *IOP Conf. Ser. Earth Environ. Sci.*, vol. 519, no. 1, 2020, doi: 10.1088/1755-1315/519/1/012012.
 - [29] A. K. Chandiran, M. Abdi-Jalebi, M. K. Nazeeruddin, and M. Grätzel, “Analysis of electron transfer properties of ZnO and TiO₂ photoanodes for dye-sensitized solar cells,” *ACS Nano*, vol. 8, no. 3, pp. 2261–2268, 2014, doi: 10.1021/nn405535j.
 - [30] N. Jamalullail, I. Smohamad, M. Nnorizan, and N. Mahmed, “Enhancement of Energy Conversion Efficiency for Dye Sensitized Solar Cell Using Zinc Oxide Photoanode,” *IOP Conference Series: Materials Science and Engineering*, vol. 374, no. 1. 2018, doi: 10.1088/1757-899X/374/1/012048.
 - [31] M. M. Byranvand, a N. Kharat, and a R. Badii, “Electron Transfer in Dye-Sensitized Nanocrystalline TiO₂ Solar Cell,” *J. Nanostructures*, vol. 2, pp. 19–26, 2012.
 - [32] M. Li *et al.*, “ZnO Photoanode Effect on the Efficiency Performance of Organic Based Dye Sensitized Solar Cell ZnO Photoanode Effect on the Efficiency Performance of Organic Based Dye Sensitized Solar Cell”, doi: 10.1088/1757-899X/209/1/012028.
 - [33] R. Swanepoel, “Determination of the thickness and optical constants of amorphous silicon,” *J. Phys. E Sci. Instrum.*, vol. 16, no. 27, 1983.
 - [34] M. Grätzel, “Conversion of sunlight to electric power by nanocrystalline dye-sensitized solar cells,” *J. Photochem. Photobiol. A Chem.*, vol. 164, no. 1–3, pp. 3–14, 2004, doi: 10.1016/j.jphotochem.2004.02.023.



kartika.sari 1 <kartika.sari@unsoed.ac.id>

[JPL] Editor Decision

3 pesan

Faisal Muhammad Nur <ejurnal@pnl.ac.id>
Kepada: "Dr. Kartika Sari, S.Si., M.Si." <kartika.sari@unsoed.ac.id>

16 Oktober 2022 pukul 19.30

Dr. Kartika Sari, S.Si., M.Si.:

We have reached a decision regarding your submission to Jurnal Polimesin, "Natural dyes as a Photosensitizer from Dragon Fruit (*Hylocereus polyrhizus*) for Dye-Sensitized Solar Cells".

Our decision is to: Accept Submission

Faisal Muhammad Nur
Universitas Malikussaleh, Scopus Author ID: 57201065285
faisal.tm@unimal.ac.id

Editor-in-Chief
Jurnal POLIMESIN
<http://e-jurnal.pnl.ac.id/index.php/polimesin>

kartika.sari 1 <kartika.sari@unsoed.ac.id>
Kepada: Faisal Muhammad Nur <ejurnal@pnl.ac.id>

16 Oktober 2022 pukul 19.38

Dear Editor-in-Chief

Thank you for your email, and waiting for your next information.

Best regards,
Dr. Kartika Sari, S.Si., M.Si.
[Kutipan teks disembunyikan]

--

Dr. Kartika Sari, S.Si., M.Si.
Department of Physics Faculty of Mathematics and Natural Sciences
Universitas Jenderal Soedirman
Dr. Suparno 61 Karangwangkal
Purwokerto - Indonesia 53123
Phone : +62 81325626349
E-mail : tikasari1571@gmail.com or kartika.sari@unsoed.ac.id

kartika.sari 1 <kartika.sari@unsoed.ac.id>
Kepada: "Dr. Ampala Khoryanton, S.T., M.T." <ampala.khoryanton@polines.ac.id>

16 Oktober 2022 pukul 19.39

Alhamdulillah..finally accepted. Thank you.
[Kutipan teks disembunyikan]

--

Dr. Kartika Sari, S.Si., M.Si.
[Kutipan teks disembunyikan]